

Adventures of Willy Dickhard

© 2017-2019 by Nenad Asanovic

v035 enriched by Blup Blup

Introduction

This walkthrough is in essence the same as provided by the developer. The original walkthrough is historical because the newest episode is added at the end of the text file. However newer versions can add or change things earlier in the game than historically introduced. That can be confusing and it is certainly not the most efficient way to play the main adventure part of this game.

Side quests

Besides the main adventure there is also an open world part. Quite a few things in the open world part can be done in the main adventure. However some people find doing side quests during the main adventure distracting and so I've rewritten this walkthrough to accommodate both types of plays: main adventure and then everything in the open world part or main adventure including open world when this is efficient. So I collected every side quest in it's own episode where steps are labeled **A** and so on. In the main adventure I've added side quest boxes like this:



If you started the *Future telling* (page [100](#)) side quest, part **D** can now be done. Before changing back to normal clothes, read the next tip as well!

For this to work your PDF reader must support internal links so a click on the page number will go to the correct side quest episode were you then scroll to the mentioned part to do that. To quickly go back your PDF reader should have a outline side bar. There you will see all the episodes and page numbers on which you can also click to go back. If your PDF reader doesn't support this, you will need to go manually to the correct page...

Earning money

This game has a money system and Willy - the main character - has to buy things. For now there is a money pile (page [135](#)), but that will be gone when the game is finished. Therefore I added another type of boxes like this:



Outside [[Rose bar](#)] lays some [[money](#)] (\$5) on the street

Tips

This game is huge and there are a lot of things to investigate. Feel free to do that. To be sure you don't miss things I've added yet another type of boxes like this:



If you want to see what the single photos is about, hover the mouse over the pinned photo and it will be clear what Willy can do

The above is a tip about an item picked up in the game. It will also be used to explain how things work. The side quest and money boxes can be ignored, but I recommend to read these tip boxes so you can decide to ignore it as well or not. After the main adventure the *Open world* (page [97](#)) episode starts. If you ignored all the side quest, you must do everything there to complete the game. And else I mention which parts haven't be done yet in the main adventure. Of course I will add some of the parts in newer episodes if possible...

Objects

In the above money box you already saw two colored words between brackets. Those are objects were the mouse pointer changes its icon. Here is the complete list:

- | | |
|---------------------------------|--|
| [Rose bar] | location on the map or in the scene were Willy must go |
| [money] | item, could be in the inventory. If the first it has usually has a small screenshot taken in the game so you can find it |
| [Skye bronze] | collectible doll, name girl and category between brackets. For finishing the game it is essential to do this! |
| [Nadya panties] | collectible lingerie, name girl and garment type between brackets |
| [Claudia (7)] | collectible photo sets, name girl and number in set between brackets |

[Monique] collectible portfolio with information about the girl between brackets

“Buy dildo” the dialogue line Willy must use at this point

I highly recommend to collect everything, not only the dolls which are necessary for opening doors in the [Doll house]. The photos are very detailed and the rest is animated. Willy can also find issues of the *Art of Pornography* magazine and those are like the sex magazines of the past.

Path

In the *Practice with Dee Dee* (page 15) episode you will choose the path to play. From that moment there are two different paths: **mom** (incest) or **neighbor** Alan. This gives you the option to not see any incest related content! Therefor playing both at the same time is not an option. The path will change parts of the game, but it will always come back to the main story. After choosing I will label sections with **main**, **mom** or **neighbor**. The main part is off course the same for everyone, the other two are based on your choice. So the flow is main (all above this point), mom or neighbor, main and so on.

Found items






After each episode in the main adventure I will catalog the inventory, [dolls], [lingerie], [photos] and [portfolios] but not the magazine issues. They are listed in the same order from left top to right bottom as in the collection. Because finding things in both path differ in timing and may be not doing side quests, the number is not always correct. I will add **mom** and **neighbor** according to path and in green the part that isn't collected yet. The **side quest** items are labeled as shown. With this it should be possible to check the numbers in the collection so far.

Contact

I hope you like this walkthrough and the way it is organized. If you want to give feedback, found errors or discuss other things I may add you can find me on the [Discord channel](https://discordapp.com/invite/Jy3vfMj)¹ of the developer under the pseudonym blupblup96.

1 <https://discordapp.com/invite/Jy3vfMj>

Miss Skye's blowjob



- Close - after reading it off course - the black screen by pressing the letter **O** on the keyboard if it is blocking most of Willy's bedroom. If it is not showing, pressing the letter **O** acts as a toggle and shows the keys for doing things like saving, quitting, etc.



By pressing and holding the letter **B** on the keyboard all exits (rotating yellow arrows) and important objects (green down arrows) for the main adventure will be shown. You can use it for locating [BlupBlup] or the [car key] if the above images of the objects in red doesn't help. This system is in v020 only implemented in Willy's apartment but in future versions it will be added to the whole game. Unimportant objects including [dolls], [lingerie], [photos] or [portfolios] won't show! For those you can use the images after the big red spoiler alert (page [139](#))



By clicking on [BlupBlup] - the talking fish on the wall - a dialogue with options appear. Click on the line "[Check latest enriched walkthrough online](#)" to open a [Google drive](#)² with the latest version of this walkthrough in your preferred browser. To cancel the action click on the line "[I am pro I don't need walkthrough](#)"

- Click somewhere on the carpet before the bed. This will automatically start a hilarious intro. Afterwards gab the [car key] on the night stand by clicking on it

2 <https://drive.google.com/drive/u/0/folders/1-AVoeTAbX9Wum0HjgXliUwkzV1RKB4QT>



On the bookshelf in the [living room] Willy can find his [credit card]. This can be used in the ATM outside at his [home] or [mom's place] if you play that path. A location with an ATM has a small blue dollar sign on the map. It isn't needed in the main adventure, so for now you can leave it on the bookshelf

- Go to the [living room] by the door on the left side of the screen and left click when the rotating arrow appears. Go to the [kitchen] (bottom right corner), grab the [apartment key] and go back to the [living room]. There move your mouse to the left and the living room expands. Left click when the door becomes visible and Willy starts walking. During that you can left click on the [out] arrow



If you don't want to see the walking, most of the time a right click on a rotating yellow arrow also works. However sometimes a transition scene starts right after entering a new scene and those can be missed when using the right click method. My advise is only use the right click in a second play or if you know for sure there isn't a transition scene...

- Use the [elevator] to leave the building



Willy needs money for buying all kind of things. A box like this tells how money can be earned. For example on this scene Willy can find [money] (\$5). Use the above image if you can't locate it

Up until the last version you may ignore all boxes with a dollar sign, because there is a money cheat (page [135](#)). But be warned that the money pile will be gone in the final version 😊



Grabbed items which are not collectibles like the [car key] go to the inventory. To open this press **I** on the keyboard or move the mouse to the top of the screen. Left click on an item you want to use and move the cursor to the item where you want an interaction to take place. Drop the item by left clicking again. If you make a mistake, left click on the inventory to leave it there...

- Drop the [car key] from the inventory on the car which shows [enter car]. This action will bring up the city map. For now there are two locations which shows when you hover the mouse over a balloon: [Home] and [Office]. Click on the last

- **[Enter office]** by clicking on the two big doors. Talk to Maya by clicking on the young girl who is working on the computer. This brings up the dialogue lines where Willy can ask *"How is your back?"* by clicking on this line



In this walkthrough I only mention the dialogue lines needed for progressing the main adventure. Most of the times you have to close the dialogue and usually it is the last line. For example to stop talking with Maya use the line *"Bye"*. From now on I won't mention the line to close the dialogue unless it is important for the main adventure to use the correct line

Feel free to do the other lines as well. You learn more about the characters, do something or are just funny. For example in the next part the line *"You look lovely today Miss Skye"* gives a sexy animation...

- Go to the **[executive office]** at the left. There ask miss Skye *"Maya said you needed to speak with me?"*. Go back to the **[employee area]** and search for the **[Skye bronze]** doll and **[Skye (5)]** photos



To see the **[Skye bronze]** doll in action open the inventory - see above - and click on **Collection** left of the screen. In the new screen click on the doll collection (top left) and another screen opens. For now there is only one doll and the ones you haven't seen are labeled with the word **NEW** in green. Click on the doll and it appears in the show area. The button **controls** shows information how to interact with the doll. The **on/off** button is a light switch, just as in a real showcase...



To see the **[Skye (5)]** photos in action open the inventory - see above - and click on **Collection** left of the screen. In the new screen click on the photo collection (bottom left) and another screen opens. Now click on Skye and in the following screen on a thumbnail. Right an enlarged version appears as long as the mouse hovers on the thumbnail



In this walkthrough I will assume that everyone wants the collectibles: **[dolls]** - needed for opening the doors in the **[Doll house]** - **[lingerie]**, **[photos]** and **[portfolios]**. Other things when not necessary for the main adventure will be mentioned in boxes like this. For example if you want to collect all issues of *Art of Pornography* magazine - highly recommended! - pick up the **[weed]** from Peter's bureau

- Beside [photos] Willy can sometimes find a single photo for fantasizing about a girl. In this case it is essential for unlocking Maya's bronze doll, so pick up the [photo] on the floor by her chair. [Leave office] and [enter car]. You don't need the [car key] anymore and the map will automatically pop up. Go [home]



Drop the [weed] - if you picked it up - from the inventory on [Stoner]. After a very silly conversation Willy gets his *Art of Pornography* (issue #1) magazine. Go to the collections screen - see above - and click on the magazines (top right). Then click on the magazine and use the mouse to flip pages. As said I highly recommend to collect these as well...

- [Enter building] and from now on Willy has to use the stairs because the elevator is broken. After entering a transition scene will automatically start. Use [stop peeking]
- Go to [2nd floor] and [enter apartment]. On the [kitchen] table an [envelope] can be picked up. Enjoy the [Skye (5)] photos which will also be added to the collection (see tip above). Now go to the [bathroom] and pin the [photo] of Maya on the ugly [painting] above the toilet



If you want to see what the single photos is about, hover the mouse over the pinned photo and it will be clear what Willy can do

- Drive to the [office], talk with miss Skye and enjoy the scene that follows. Afterwards search the [employee area] for the [Maya bronze] doll
- [Leave office] and say to Carlos *"I have some sexy photos of Miss Skye"* to get rid of the evidence. In exchange he will give you a [gold card] (*bookmark03.dat*). Then ask *"So what's new with you lately?"* to open two new locations where his girls are working and waiting for senior Willy: outside to the right of [Rose bar] and on the left of [Majora Street West]. Now search for the [Skye silver] doll and the [Maya (7)] photos



In the next episode Willy must go to [Rose bar] where he can check out the working girl there. The one in [Majorie Street West] is a Carlos' platinum girl, but Willy can ask *"I would like to use your Gold service please"*. In the *Hypnosis* (page 70) episode Willy gets a [platinum card] which unlocks four new positions with her...



The [bookmark03.dat](#) above depicts the name and exact moment were this file is created. You can use them as autosaves. If in the next chapter something goes wrong you can go to the **Main menu** - left in the inventory overlay - and then **Options**. If you click on **0.0.1** - shortened to v001 in the rest of this walkthrough - this file will be loaded so you can start over at exactly that point. So Willy must start by saying "[So what's new with you lately?](#)" to continue the adventure...

Found items:

Inventory car key, apartment key, gold card




Dolls (3) Skye (b), Maya (b), Skye (s)

Photos (17) Skye (10/21), Maya (7/30)

Lingerie (0) -

Portfolio (0) -

Platinum girl



- In the previous episode Carlos mentioned the [Rose bar]. So go there...



If you want to see what the [gold card] from Carlos is good for, walk to the right and say to the standing girl *"I have a gold membership card"* followed by *"OK"*



Outside [Rose bar] lays some [money] (\$5) on the street

- To start the lingerie collection investigate the [fuse box] in the alley. Willy wonders what will happen if he presses the red button. Now [enter bar]. Say to Rose *"It's hot in here"* and the function of the red button becomes clear. Of course Willy will now say *"Give me your pantyhose"*



To see the just collected [Rose pantyhose] go to the **Collections** and click on **lingerie** – right bottom – to open it. Click on a piece of lingerie and right an animation plus description where and how Willy collected it. Hold the mouse cursor above the smaller picture and use the mouse wheel to slow/stop/reverse the rotation. It works the same as in the doll collection. Below the mannequin is a description on how and where Willy found it...

- Continue the conversation with *"I need to use the restroom"*. [Enter office] just behind Willy and click at her picture on the wall. Now click on [Rose's purse] to investigate. Although Willy says he isn't a pervert he can collect a duplicate for his bathroom and [Rose (4)] photos for his collection. Now grab the [Rose bronze] doll and [Rose (5) (5)] photos. Go back to Rose and say *"I saw your picture in there"*. This will open the location of his friend Neal



Wait a few minutes to stare at the sitting girl. She has three randomly playing animations which are quite funny to see...

- [Exit bar], go to [Neal's place] and [enter building] through the green doors. Again investigate the [fuse box]. [Exit building] and speak with the [nervous guy] by walking to the far left. At the right of your screen is Daisy - one of Willy's neighbors and aspiring actress - so ask her about *"Other drama schools?"*
- Drive to [Majora Street] and grab a fuse by clicking on the [small fuse box]



Willy can find some [money] (\$10) on the street

- Move your mouse to the left, click and grab the [Gabriella bronze] doll. Talk with Gabriella to start a transition scene. Afterwards search for the [Gabriella (6)] photos
- Willy remembers that he saw something about an escort girl service in [Majora Street]. On the same spot where Gabriella was, stands now a working girl. Ask her *"Do you take cash?"*. This seems rude, so feel free to do the whole conversation...
- Go back to [Neal's place] and drop the [fuse] in your inventory on the [fuse box] to repair the elevator. Click on the [elevator button] to see if it works. It becomes clear why Willy has to [use stairs]



On the floor upstairs Willy can find [money] (\$20)

- Find the [Claudia bronze] doll. Enter [Neal's apartment] and search for the [Claudia silver] doll and the three sets of [Claudia (2) (7) (4)] photos. Ask Neal about *"Restaurant reservation"* and this will open [Maria's house]

- [Enter villa] and ask Mrs. Maria *"I was wondering if you might do me a favor"* to get the reservation. Afterwards Mrs. Maria ask Willy to come back later
- Drive to [Majora Street] and walk to the working girl. Willy automatically gives the reservation (*bookmark04.dat*)



Although she is a platinum girl Willy can from now on ask *"I want to use your services"*

Found items:

Inventory car key, apartment key, gold card, Rose photo


Dolls (7) Rose (b), Gabriella (b), Claudia (b), Claudia (s)

Photos (50) Rose (14/14), Gabriella (6/20), Claudia (13/28)

Lingerie (1) Rose pantyhose

Portfolio (0) -

Nadya's imagination



- In the previous episode Willy promised Mrs. Maria to come back, so go there and **[enter villa]**. Nadya will tell Willy to leave his clothes in her room and join Maria and Diane by the pool. Walk right and **[stairs up]**. The first door is **[Nadya's room]** and by clicking on her **[bed]** Willy changes into his swim wear. Search for the **[Nadya bronze]** doll
- Walk **[downstairs]** and click on the door right to **[pool]**. Move cursor to the right and click when both Mrs. Maria and Diane are visible. There a transition scene automatically starts. Afterwards search for the **[Diane (4)]** photos and then walk back to Mrs. Maria and Diane. Click either to ask *"What do you do here?"* followed by *"What do you ladies want to do now?"*. Nadya will interrupt and tell that Neal called if you could pick up Claudia. Walk left to somewhere between the two towels and at the bottom **[enter house]**. Change to normal **[clothing]** by clicking on it in **[Nadya's room]**
- Go to **[Neal's place]** and talk to Claudia. Because Neal's car is broken she ask for a ride to Jeb village (new location). Willy and Claudia go there automatically
- It seems logical to explore Jeb Village. This is however a walkthrough, so I will spoil the fun. First click on the **[cafe bar]** and Willy discovers that it doesn't say when it opens. A little to the right he can go to **[North Street]** and ask Erica *"You probably have many friends here"* and then *"Who's Dee Dee?"*. Now search the **[Erica (5)]** photos and investigate the stupid **[pigeon]** because it has swallowed the **[Erica bronze]** doll

- Go to [Main Street] and then straight ahead to [South Street]. There is a [peek through window] and of course Willy does that. A man objects this behavior and then asks if the bar is open. Go back to [Main street] and click on the [cafe bar] again. Someone will yell that it is now open. [Peek through window] again. This time the man will leave. Go back to [Main Street] again and investigate for example the hotel. This starts a transition screen with Dee Dee. Now search for the [Dee Dee (3)] photos
- Willy promised to relax by the pool at [Maria's house] so go there for now. Of course he must change to his swimming wear. Only Diane is at the [pool]. Ask "*Why aren't you sunbathing*" and promise to go to the [bathroom] which is located far right at the hall [upstairs]. When you start to go there a transition scene automatically starts. Enjoy 😊. Afterwards grab in the bathroom the [Diane bronze] doll and [Maria (6) (4)] photos. The sunscreen isn't there...



Willy can also find the second issue of the *Art of Pornography* magazine. For that investigate all objects in the bathroom and pay attention to what Willy says...

- On the way back to the pool, enter [Maria's room] and tell her "*Problems with Fiona*" followed by "*I dunno what to do about it*". Enjoy 😊. Afterwards search [Maria bronze] doll



From now on Willy can always ask "*May I touch your boobs again?*"

- Go back to Diane and ask "*About sunscreen*". Go back upstairs and get the key to Diane's room from the [antique vase]. Drop [Diane's room key] from the inventory on [Diane's room]. Grab the pink [dildo] (*bookmark05.dat*) and search for the [Diane (5) (4)] photos



Click on the laptop for some fun

- Go to Diane by the [pool] but **DO NOT** speak with her yet!

Found items:

Inventory car key, apartment key, gold card, Rose photo, sunscreen


Dolls (11) Nadya (b), Diane (b), Erica (b), Maria (b)

Photos (81) Dee Dee (3/17), Erica (5/15), Diane (13/13), Maria (10/10)

Lingerie (1) -

Portfolio (0) -

Practice with Dee Dee



From now on there are two different paths: **mom** (incest) or **neighbor** Alan. If you want to play both paths you must save the game because both at the same time is not an option! **So press F5 and save your game!** Then speak with Diane and select *“Choose path”*. This will change parts of the game, but it will always come back to the main story. I will label from now on sections with **main**, **mom** or **neighbor**. The main part is of course the same for everyone, the other two are based on your choice. So the flow is main (all above this point), mom or neighbor, main and so on.

- In the *“Choose path”* conversation Willy says to Diane that he promised to visit **mom** or **neighbor** Alan. Go to [Nadya's room] and change. Search for [Nadya panties]. [Leave villa] and search for the [Nadya silver] doll

Mom

- This path has a new location [Mom's place] so go there. [Enter building] and go to [living room]. Grab the [valve] (first image) by the kitchen sink and search for [Violette (5)] photos. Click on the carpet near the two chairs and ask mom about *“Lunch time”*. Willy says he is going to visit someone in Jeb village first. End the conversation
- Now wait until mom starts touching her left boob. Afterwards ask *“What was that?”*, *“Mrs. Maria has a new fountain”* and last *“About Mrs. Maria's statue”*. End the conversation. Wait again until mom accidentally reveals her right boob when fixing her dress and afterwards say *“I saw your*

boob!” and of course *“Comfort your mom”*. The conversation stops automatically



From now on Willy can ask *“Revealing boobs”*

- Go behind the two chairs and now wait until mom reveals both boobs. Immediately go into [mom’s bedroom] – just left by the chairs at the bottom edge of the screen – where Willy can click on the [keyboard] and then grab the [printed picture]. Search for [Violette bra] and [Violette (6)] photos

Neighbor

- Go [home], [enter building] and click on [Alan’s apartment] – right near the big window on the first floor. Ask Amanda *“I’m sorry... Am I early?”*, *“So how are you?”* and last *“I can’t believe Alan is cheating on you”*. Willy says he will check it by going to the [motel] in Los Labia. Search [Amanda (7)] photos and [exit apartment]
- After arriving at the [motel] walk to the left and investigate the [window] of room 4. Willy sees for himself that Alan is indeed cheating. Now [enter room] 5. You can switch the toilet light on, but even without it you can find a [valve] (fourth image) by the sink
- [Exit room] and go back to Amanda. Tell her *“You were right...”*, *“You must be so lonely...”*, *“I love your dress. Did I say that yet?”* and last *“You could show your panties to me though...”*. After the show ask *“So are you still plan on making lunch?”* and Willy says he is going to visit someone in Jeb village



After the above conversation with Amanda she will randomly do naughty things, so watch her for a little while. Willy can also ask *“Seeing Amanda’s boobs”*

Main

- Go to [Jeb village] and then [South Street]. Talk with Dee Dee *“About Carlos”*, *“More about Carlos”*, *“Why would you wanna become an escort girl?”* and last *“So you want to become an escort girl?”*. Willy promise her to talk with Carlos
- Drive to the [office] and tell Carlos *“I met a girl in Jeb village”*. Carlos asks Willy to do him a favor and practice with her

- Go back to Dee Dee. She is not by her house anymore. Go further south to the [village fountain] and tell Dee Dee *"I spoke with Carlos"*. Mr. Goat complains about the noise. Ask *"So can we practice now?"* and Dee Dee refuses because she moans loud. But Mr. Goat could not hear her when the fountain was working
- On the left go to [sewer entrance] and go inside [sewer]. There are four sets of pipes coming out of the wall. One is blocked by a rat. First click on the pipe opposite of the one with the rat. Willy says "Hmm...". Now click on the pipe where Willy entered the sewer. Willy now says "Hmm... interesting...". At last click on the opposite pipe. If done correctly the sound of water running through pipes will begin and Willy will say "Oh... something happened..."
- Go back to Dee Dee and say *"Let's practice now"*. Enjoy ☺. Afterwards Willy can *"Ask for her panties"* and then **must** say *"Enough practice for today. I need to go now"*. Search for the [Dee Dee bronze] and [Dee Dee silver] doll and [Dee Dee (4)] photos. Go to [sewer entrance] and search for [Dee Dee gold] doll, the [Dee Dee (6)] photos





On the street in front of the [sewer entrance] Willy can also find [money] (\$30)

Found items:

- Inventory** car key, apartment key, gold card, Rose photo, sunscreen, valve, Mom photo (**mom**)
- Dolls (15)** Dee Dee (b), Nadya (s), Dee Dee (s), Dee Dee (g)
- Photos (102)** Violette (11/14, **mom**), Amanda (7/14, **neighbor**), Dee Dee (13/22)
- Lingerie (4)** Nadya panties, Violette bra (**mom**), Amanda bra (**neighbor**), Dee Dee panties
- Portfolio (0)** -

Claudia's threesome



Mom

- Willy promised earlier to come back for lunch after his visit to Jeb Village, so go to [mom's place]. Ask her *"Is it lunch time yet?"*. She will tell that Neal called for a favor (*bookmark06.dat*). When Willy [exit apartment] he sees his sister Melissa arguing with Johnny. Talk to your sister and do all the lines until Willy can *"Grab Melissa's ass"*. After that Melissa will go inside

Neighbor

- Willy promised earlier to come back for lunch after his visit to Jeb Village, so go [home] to freshen up. On the floor in front of Willy's apartment a [Amanda photo] can be picked up. Willy says he can use it to jerk off (*bookmark12.dat*). Now [enter apartment] and start walking to the [bathroom]. Willy sees that there is a voice message on his phone. Investigate the [phone] just left of the bedroom door and it will play the message from Neal



To clean up the inventory lets pin the [Rose photo] and [Amanda photo] on the ugly [painting] in the [bathroom] and let Willy fantasize...

Main

- Go to Neal and ask *"What do you need now?"*. Willy promises to go to the garage. After [exit building] Willy hears a strange conversation in

the drama school. Click on [drama school entrance] to investigate. Afterwards search for [Daisy bronze] doll



Almost on the same spot as [Giovana (8)] photos Willy can find some [money] (\$20)

- [Go out] and drive to [Giulio's car service] (new location). Here Willy can find [Giovanna (8)] photos. Go to [back alley] and say to Giulio *"Neal sent me..."*, *"Anyway... Neal will need his car by tomorrow"* and last *"W... What should I tell Neal?"*. Before going grab the [Giovanna (5)] photos, but don't come near her!
- The dialogue with Giulio opens the [treehole cabin] location on the map Drive there, walk right and then [uphill]. Now search for a [rusty key]. Go again [uphill], move the mouse to the left until the next [uphill] appears. Take the [mountain gate key] from your inventory and drop it on the [gate]. At last Willy can go to the [cabin] where he will find the [package]



On the same scene where Willy can find the [rusty key] there is also [money] (\$100) to be found.

After delivering the package to Giulio a new question *"Job?"* appears. Ask this, but for now **NOT** the *"I need a job"* (page 132) line that appears afterwards

- Now go all the way back to Willy's car and tell Giulio *"I got the package..."*
- Willy can now tell Neal that his *"Car will be ready"*. Depending on the chosen path Willy says that he promised **mom** or his **neighbor** something



After the above conversation a new *"Need money"* line appears. This opens the [Port Duck] location for work (yuck, see page 132) and meeting Savannah or hilarious sex with old ladies (page 134). Even if you don't want to do these jobs, you still **MUST** ask this from Neal 😊

Mom

- Offer *"Massage mom"* from the conversation lines. Ask *"Is this good?"* then *"Do it a bit harder"*, *"Continue massaging mom"* and of course *"Touch boobs"*. This opens the familiar sex options screen, but only with *"Stop"* and that almost disappears in the left light blue wall. The normal

conversation appears again and for now choose *"Stop massage"*. Search for [Melissa bronze] doll and [Melissa (7)] photos. Go to [mom's bedroom] and search for [Violette bronze] doll

Neighbor

- Go to [Alan's apartment] and tell Amanda *"You know I was thinking.."*, and off course *"Wanna make out?"*. This opens the familiar sex options screen, but only with *"Stop"*. From now on Willy can repeat this. Afterwards search for [Amanda bronze] doll

Main

- [Exit apartment] and when walking to the car Willy says he has a boner which isn't appropriate during lunch. But it should be cured by a burping – do the non essential dialogue lines and you will understand this joke – Neal
- Go to [Neal's place] and speak with Claudia about *"Favor for Claudia"* (*bookmark07 mom* and *bookmark13.dat neighbor*) and then off course *"I am ready for the threesome..."*. Enjoy 😊. Afterwards search for [Claudia's stockings] and [Claudia's panties]. See tips below before [exit apartment]. Pick up the [Claudia (5)] photos, [use stairs] and then search for the [Claudia platinum] doll. Remember repairing the elevator?



For some funny dialogues Willy can afterwards compliment Claudia with *"You have such beautiful breasts"* or say *"I was wondering..."*



If you want to do the threesome again, ask Claudia about *"Need pills"*. This opens the [HoTaboo] now instead of in the next episode. Go there and ask the Domina *"Buy pills"*, *"Birth control pills \$100"*. Go back to [Neal's place] and drop the [b-control pills] from the inventory on her. Now Willy can do the threesome again by asking her *"I'm ready for the threesome..."*. The package contains ten pills, so after that many times Willy must buy another package for her...

However in *Mia's insurance document* (page 38) episode Claudia moves with Mia to the [living room]. There Willy can ask her about the *"Sweet memories"* to repeat the threesome, so don't waste your money 😊

Found items:

Inventory car key, apartment key, gold card, Rose photo (**mom**), sunscreen, valve, Mom photo (**mom**)

- Dolls (19)** Violette (b, **mom**), Amanda (b, **neighbor**), Melissa (b, **mom**),
Emanuelle (b, **neighbor**), Daisy (b), Claudia (p)
- Photos (127) Amanda (7/14, **neighbor**), Melissa (7/15, **mom**), Emanuelle
(7/15, **neighbor**), Giovanna (13/13), Claudia (18/28)
- Lingerie (6) Amanda bra (**neighbor**), Claudia panties, Claudia stockings
- Portfolio (0) -

Surprise for Dee Dee



Mom

- Now Willy's boner is cured, it is time for lunch at [mom's place]. After [enter building] a transition scene will automatically start. Afterwards grab the [Leonora bronze] doll
- Go to [Melissa and Julia's room] and pick up the [Julia bronze] doll, [Melissa (4)] and [Julia (6)] photos. Tell Julia "You look quite pretty today". Speak with Melissa and "Talk about Julia". During the conversation Willy needs to pee and Melissa will give him the location of the spare bathroom key. Go to the [apartment hallway] and check the middle upper [drawer] to find the [bathroom key]. Drop this on the [bathroom] door
- Walking anywhere in the bathroom triggers a conversation from Willy. Grab the [Violette silver] doll and [Melissa (4)] photos. Willy doesn't have the confidence - see the *Relaxing at the beach* (page 28) episode - to pick up her stockings...



Watch mom for some because there is a 50% chance she will touch her boobs. If she does that there is a 20% chance she will start masturbating or else washes her face again

- Go to [Melissa and Julia's room] and say to Julia "Phew! That was close". At the end Willy says he has to go to Jeb village

Neighbor

- Now Willy's boner is cured, it is time for lunch in [Alan's apartment]. After entering a transition scene will automatically start. Afterwards speak with Eve about "Amanda under shower". That becomes embarrassing so Willy blurts out that he must go to the [motel] in Los Labia now! But before going grab the [Eve bronze] doll

- There another automatic conversation starts. Enter through [door] of room 2. You know why if you did earlier more investigation than the minimum I tell you to do ☺. Search for the [Emanuelle bronze] doll and [Emanuelle (7) (4)] photos. At the right just above the bed Willy can go to the [bathroom]. Another automatic conversation starts and Willy says he needs to go to Jeb village. Before leaving grab the [Emanuelle (4)] photos and [Emanuelle silver] doll

Main



In the previous episode Neal suggested sex with older ladies. Because Willy has to go to [Jeb village] anyway, this is an easy way to get some money from Mrs. Martha (page [134](#))

- When Willy arrives at [Jeb village] he sees Amelie by the pizzeria. Ask her “*Do you know Dee Dee?*” and she tells about a fight between Dee Dee and Erica. Grab the [Amelie bronze] doll. Go to [North Street] and “*Ask about fight with Dee Dee*” from Erica’s conversation lines. She tells about a huge dildo she threw away because Dee Dee was obsessed with it. Now go to Dee Dee and “*Ask about Erica*”. She tells the dildo was very expensive and bought in the [HoTaboo]



If you didn’t ask Claudia about “*Need pills*” in the *Claudia’s threesome* (page [18](#)) episode, this location will now be opened on the map



The [Domina bronze] doll on the counter in the [HoTaboo] costs \$99. Press **M** if the amount is not show in the top right corner. For now there is a money pile (page [135](#)) at [Majora street west] but that will be gone in the final version. You’ve be warned...

- Go to the [HoTaboo] and ask the Domina “*I want to buy a dildo*”. Willy gets a replacement for free after explaining the situation



Because Willy needs to visit [Jeb village] for the main adventure anyway he can visit Mrs. Martha (page [134](#)) to earn some money


- Go to [Jeb village] and give the [realistic dildo] from your inventory to Dee Dee. An automatic conversation starts in which Willy suggest that the dildo could be used as an introduction for threesome sex. Tell her “*Let’s practice now*” if you want to see the suggested options for the dildo

- Now that Willy used the dildo in a simulated threesome it is time for a *"Report on Dee Dee's progress"* to Carlos at the [office]. Carlos mentions (*bookmark09 mom* and *bookmark15.dat neighbor*) that Maya is waiting at the [cinema] (new location), so go there

Found items:

- Inventory** car key, apartment key, gold card, Rose photo (**mom**), sunscreen, valve, Mom photo (**mom**)
- Dolls (24)** Emanuelle (b, **neighbor**), Julia (b, **mom**), Eve (b, **neighbor**), Leonora (b, **mom**), Stella (b, **neighbor**), Amelie (b), Domina (b), Violette (s, **mom**), Amanda (s, **neighbor**), Emanuelle (s, **neighbor**)
- Photos (141)** Amanda (7/14, **neighbor**), Melissa (15/15, **mom**), Emanuelle (15/15, **neighbor**), Julia (6/6, **mom**), **Eve (6/6, neighbor)**
- Lingerie (6)** Amanda bra (**neighbor**)
- Portfolio (0)** -

Maya's interrupted handjob



If you click on the first **[sign]** left (movie Dark) you get the option to view³ it on the Youtube channel of the developer

- Talk to Maya and you will both enter the cinema. Ask the ticket seller for *"Two tickets for 'Life is a mess', please", "I would really like to see this movie"* and last *"Can you give me a hint?"*
- The hint won't help, but Willy thinks about asking Carlos. Ask him *"Can you help me with something?"*. This will open the **[Los Labia]** location



Don't confuse with the **[motel]** in Los Labia when you play the **neighbor** path!



Willy can find in **[Los Labia South]** some **[money]** (\$10) on the street

- Go to **[Los Labia South]** and try to enter the **[alley]**. The puppy begins to bark and Willy is afraid of dogs. Ask Mrs. Camila *"Is that your dog over there?"*. She will tell you it is Charlotta's dog. Go left to **[Main street]** and ask Lucas *"Do you know Charlotta?"*. Of course, it's his wife. But before he will call her Willy has to get a car part from Giulio
- Drive to **[Giulio's car service]**, ask him *"Lucas sent me... He needs..."* and the **[car part]** will be added to the inventory
- Go back to **[Los Labia]** and say to Lucas *"I have your car part from Giulio..."*. Afterwards Charlotta will move the puppy. Now go into the **[alley]** and Willy sees Selina, sister of Carlos and wife of Hoyt. Willy can go to **[roof]** - left side of stairs - for collecting the **[Selina bronze]** doll or to the **[backyard]** - right of the stairs. There ask the guy in camouflage

³ <https://www.youtube.com/watch?v=key4o-sBQXE>

"Are you Hoyt?" and then *"I wanna see movie at the cinema..."*. Afterwards collect [Selina (5)] photos



At this point a side quest can be started. Personally I find it more efficient to do these during the main adventure. If you want parts **A** and **B** of *Future telling* (page 100) can now be done. Do part **C** when you're searching for the two Charlotta dolls...

- Go back to [Los Labia Entrance] and walk to [Los Labia North] to find Charlotta. Say *"Thank you for moving that dog"*. Now walk left to [Main street] and collect the [Charlotta bronze] and [Charlotta silver] doll
- Go back to the [cinema] and ask the ticket teller again *"Can you give me a hint?"*. After mentioning Hoyt he blurts out that Gloria Star has rented the VIP room. That is the same person who owns the restaurant for which we got a reservation in the second episode
- Go to [Maria's room] and ask *"I need another favor from you"*. Willy gets the [VIP theater special]
- Go back to the [cinema] again and now talk with Maya. This conversation is a little bit weird, but she and Willy automatically go inside the VIP room. Willy finds it a strange movie and says so. This leads to an interrupted handjob from Maya. When she leaves Willy says he will return the VIP pass to Mrs. Maria. But first search for the [Maya silver] doll
- Say to Mrs. Maria *"Thank you for this VIP pass"*. She sees Willy's excitement and offers help. Enjoy 😊. Afterwards *"Tell Mrs. Maria about your plans"*. Willy will explain he promised his sisters (**mom**) or a friend (**neighbor**) to visit the beach (*bookmark10 mom* and *bookmark16.dat neighbor*)



If you started the *Future telling* (page 100) side quest, part **D** can now be done

- Before going to the beach let's collect a few dolls first by going to [Nadya's room] and changing into swimming wear. Then go to the [fountain] and search for the [Maria silver] doll



If you started the *Future telling* (page 100) side quest, part **E** can now be done



The scene in [Diane's room] goes further when Willy is still in his swimming wear, so don't change into clothes yet. Later in the adventure this fun goes even further...

- Go to [Diane's room] and decide if you want to have some fun with her - hover the mouse over her to see what is in store. Now search for the [Diane silver] doll



It is **ESSENTIAL** to collect at least 50 dolls so part **D** of the *Coin collecting* (page 102) side quest can be done when mentioned in this walkthrough. To achieve that do all the mentioned parts in the next side quest tip!



At this point the [Orion Star hotel] location can be opened by reading the [envelope] on the chair. If you want part **A** of **Eliza** and parts **A**, **B** and **C** of **Jade** in the *Orion Star hotel* (page 115) side quest can now be done. You can also start the *About submission* (page 113) side quest by doing part **A** and the *Coin collecting* (page 102) side quest by also doing part **A**

- Go back to [Nadya's room] and change into normal clothing...

Found items:

Inventory car key, apartment key, gold card, Rose photo (**mom**), sunscreen, valve, Mom photo (**mom**), page 1 (**side quest**), VIP theater special, hand cream (**side quest**), rose (**side quest**)

Dolls (35) Stella (b, **neighbor**), Eliza (b), Natalie (b, **side quest**), Brenda (b, **side quest**), Selina (b), Jade (b, **side quest**), Charlotta (b), Maya (s), Amanda (s, **neighbor**), Diane (s), Maria (s), Jade (s), Charlotta (s)

Photos (170) Amanda (7/14, **neighbor**), Brenda (7/20, **side quest**), Selina (5/5), Jade (17/17, **side quest**)

Lingerie (6) Amanda bra (**neighbor**)

Portfolio (0) -

Relaxing at the beach



Mom

- Go to [mom's place] and ask Julia *"Where's Melissa?"*. She tells that Melissa already went to [Cool bay beach] (new location), so go there
- Walk right to [Middle beach] and [Lone beach] to find Melissa. Do all the conversation lines until *"Use sunscreen"* appears. With that one Melissa wants to know the exact time. Go back to the [beach entrance] and ask the old couple for the time. They will eventually tell the time. Go back to Melissa and say *"It's 3:20 and... OH MY GOD!"*, *"Compliment your sister"* and last *"Undress and touch her ass"*. While touching her ass say *"Melissa?"* and she will ask Willy to tell Julia that she needs to help mom wash her back. Search for the [Melissa silver] doll
- Go back to [mom's place] and tell Julia *"Help mom wash her back"*. She doesn't want to do it so of course Willy offers to do it. Go to [bathroom] and tell her *"Sorry I didn't mean to scare you"* and then *"Undress and help mom wash her back"*. Now ask *"Is this good"* and at the end Willy's dick says they need to buy pills for more confidence. That implies a visit to the [HoTaboo]

Neighbor

- Go [home] to [Alan's apartment] and search for [Amanda's bra]. Ask Eve *"Where's your mom?"* and she will tell her mom went to [Cool bay beach] (new location)
- Drive there and walk right to [Middle beach] and [Lone beach] to find Amanda. Do all the conversation lines until *"Give Amanda sunscreen"* appears. With that one Amanda wants to know the exact time. Go back to the [beach entrance] and ask the old couple for the time. They will eventually tell it. Go back to Amanda and say *"It's 3:20... Wow! You... You're naked..."*, *"So would you let me touch them?"* and of course *"Can I touch your boobs?"*. Then *"Undress and touch Amanda's boobs"*. While

touching her boobs say *"Amanda?"* and she will ask to tell Eve to stay at home until a package is delivered. Pick up the [Amanda silver] doll

- Go [home] to [Alan's apartment] and *"Tell about package"* to Eve. She will tell that Stella is already waiting for her in [Majora Street]. Willy offers to go there and tell that Eve is going to be late.
- Ask the girl *"Hello young lady. Is your name Stella?"*. Willy lacks confidence when talking with pretty girls and thinks asking the Domina about pills for this problem. Search for the [Stella bronze] doll

Main

- In the [HoTaboo] *"Ask about self-confidence pill"* and the Domina will explain that Willy must ask Selina for a batch of Indigo essence scent



In [Los Labia] the only [hole in the wall] Willy has found is in the [alley]. When investigating Willy says he needs light to see inside. That means a [burning torch] which can be assembled behind the [silver door] in the [Doll house]. For that part we need at least 75 dolls...

- Go to [Selina's home] in [Los Labia] and *"Ask about essence"*. You can forget the whole explanation. This is a walkthrough, so I'll tell you what to do 😊



In the explanation on how to make the indigo essence she starts saying *"Where the wind blows and then suddenly stops..."*. Willy interrupts with *"Oh my God! Just say at the top of [Treehole cabin]"*. So if you didn't figure that out from the first clue in the the *Future telling* (page 100) side quest, it's now clear where a page can be found



If you started the *Future telling* (page 100) side quest, part **E** can now be done



If you started the *Future telling* (page 100) side quest and just gave Mrs. Camila a rose, Willy can now *"Help Mrs. Camila"* to earn some money (page 135)



Because Willy needs to visit [Treehole cabin] for the main adventure anyway he can deliver a package to Giulio (page [132](#)) to earn some money



Go to [Treehole cabin] and on the small road up to the [fence] four [rock]s can be investigated. The last one going uphill or the first one going downhill has an old coin beneath it, but Willy needs something pointy to dig it up

- Go to [Treehole cabin], walk up to the [fence] and search for the [Giovanna bronze] doll. Now go to the [cabin] and from there to the [lake] (right). See the tip in *Making essences* (page [133](#)) on how to make the indigo essence



If you started the *Future telling* (page [100](#)) side quest, part **F** can now be done by going back to the [cabin]

- Go back to Selina and say “*I have indigo essence*” and she will give Willy [indigo essence scent]



If you started the *Future telling* (page [100](#)) side quest, Willy can now help Mrs. Camila (page [135](#)) to earn some money

- Go to the [HoTaboo] and say “*I have the indigo essence scent... thing*” to the Domina. Willy asks to spray the free sample on him and now he has more confidence



Buy the new *Art of Pornography* issue #3 on the counter for \$20



Because Willy now has confidence, parts **B** and **C** of **Eliza** in the Orion Star hotel (page [115](#)) side quest can be done

Mom

- Go back to mom and test Willy’s confidence in the [bathroom] with “*Undress and help mom wash her back*” again and then “*Ask mom about her boobs*” to see what happens. At the end mom ask if Willy don’t need to go back to Melissa? Before going grab [Violette stockings]

- So go back to Melissa on the [Cool bay beach]. *“Undress and touch her ass”, “Tell about mom”* and of course *“Talk to your sister”*. Enjoy 😊. Afterwards *“Stop touching ass”* for this dialogue and say in the normal dialogue *“I need to see how Daisy is doing”* (**bookmark11.dat**)

Neighbor

- Go back to Stella on [Majora Street] and test Willy’s confidence by saying *“You look very pretty”* and if you want *“Do something very dirty!”*. Willy can also collect [Stella panties] with *“Ask her for panties”*
- Finally go back to Amanda on the [Cool bay beach]. *“Undress and touch Amanda's boobs”* and *“I want to ask something...”*. Enjoy 😊. Afterwards *“Stop touching boobs”* for this dialogue and say in the normal dialogue *“I better go now and check up on how Daisy is doing”* (**bookmark17.dat**)

Found items:

Inventory car key, apartment key, gold card, Rose photo (**mom**), valve, Mom photo (**mom**), page 1 (**side quest**), VIP theater special, hand cream (**side quest**), page 4 (**side quest**), page 3 (**side quest**)

Dolls (37) Stella (b, **neighbor**), Giovanna (b), Amanda (s, **neighbor**), Melissa (s, **mom**)

Photos (170) Amanda (7/14, **neighbor**)

Lingerie (7) Violette stockings (**mom**), Amanda bra (**neighbor**), Stella panties (**neighbor**)

Portfolio (0) -

Fiona's stockings



This is the first time that Willy goes home in both paths. So take a [peek] in your neighbors apartment - four new positions! - on the [1st floor] 😊

Main

- In the previous episode Willy promised to check how Daisy is doing after leaving the drama school when she found out what a pervert the instructor was. So go [home], enter [Daisy's apartment] on the [2nd floor] and tell her "*I could ask someone for help...*". Before leaving grab the [Daisy (7) (5)] photos. [Exit apartment] and now pick up the [Daisy silver] and [Jux Apo bronze] doll



For now the *Happy ending* (page 105) side quest with Jux Apo - the new girl on the [2nd floor] - can't be started. Talking with her is just an introduction. Willy can also investigate the [box] for a funny dialogue...

- Go to [Neal's place] and ask Claudia "*Help for Daisy*". This dialogue starts a transition scene where Claudia introduces Willy to Mia. Afterwards ask her "*I need a favor*" and then "*So what is the Doll house?*". Search for the [Mia bronze] doll and [Mia (4)] photos



If you started the *Future telling* (page 100) side quest, part **G** can now be done



If you started the *Coin collecting* (page [102](#)) side quest, part **B** can now be done

- Click on Willy's car and go to the [\[Doll house\]](#) (new location). Ask the sitting person *"Are you Nenad?"* and then *"Mia sent..."*. Nenad promises Daisy the main role if Willy can find the entrance of the Doll house. Go to right side and investigate the [\[rock\]](#). Willy can't read the carvings and wonders if Selina has some "magic" potion for that. Go back via the [\[forest path\]](#)
- Drive to [\[Los Labia\]](#) and say to Selina *"I need your help again..."* to get [\[liquid cleaner\]](#). Afterwards *"Ask for her panties"* for adding [\[Selina panties\]](#) to the lingerie collection



If you started the *Future telling* (page [100](#)) side quest, Willy can now help Mrs. Camila (page [135](#)) to earn some money

- Go to the [\[Doll house\]](#) again and use [\[liquid cleaner\]](#) in your inventory on the [\[rock\]](#). If successful it becomes a [\[puzzle rock\]](#) so investigate. Now solve the sliding 8-puzzle until a ninth piece appears in the empty space. Now click *"Exit"* and see what happens...



Because some people can't solve a simple sliding 8-puzzle in v012 Nenad - the maker of this game - introduced a cheat. Click *"Exit"* and ask his alter ego *"I dunno how to solve that puzzle"*. With that an auto solve is added. Now investigate the [\[puzzle rock\]](#) again and use this option



Willy can ask the mysterious girl what it is all about, but for now the *Secret Garden of Desire* (page [119](#)) side quest can't be started because we haven't collected 50 dolls yet...

- Return via the [\[forest path\]](#) and say to Nenad *"I found the entrance to the Doll house"* and he tells that Daisy needs a recommendation from her drama school. Now search for the [\[mysterious girl bronze\]](#) doll
- Go to [\[Neal's place\]](#) and click on the [\[drama school entrance\]](#). Say to the drama teacher *"I wanna talk about Daisy..."*
- Go [\[Home\]](#) and say to Daisy *"I have a surprise for you"*. At the end Willy says that he needs to tell Mia that everything worked out

- Go to [Claudia's street] (new location) and say to Mia "I found that Nunod guy..." and at the end she will say that Claudia is looking for him. Go right, enter [Claudia's apartment] and "Tell what happened" followed by "Claudia...?". Enjoy 😊. Afterwards say "I guess I'll go home now... I need some rest". But first grab the [Mia (5)] photos, [exit apartment] and search for the [Claudia silver] doll



Willy can "Buy lubricant \$200" in the [HoTaboo] and drop the [lube] from the inventory on her. Then ask "Claudia... I wanna fuck you..." and titjob, blowjob and rough anal are added to the menu

However in Mia's insurance document (page 38) episode Claudia moves with Mia to the [living room]. There Willy can ask "Fuck Claudia alone" which include the three options, so don't waste your money 😊



This is the first time that Willy is home in the **mom** path. Clean up the inventory by pinning the [Rose photo] and [Mom photo] on the ugly [painting] in the [bathroom] and let Willy fantasize

- In front of Willy's [apartment] miss Skye is waiting. Ask "What are you doing here?" and afterwards investigate the [chair] in his [bedroom]. Drop [Fiona's stockings] from the inventory on miss Skye and enjoy (*bookmark18.dat mom* and *bookmark19.dat neighbor*). After the sex say "I need a drink now". Willy tells he is going to [Rose bar]. Go [out of building] and search for the [Skye gold] doll and [Skye (5)] photos



Willy can "Buy lubricant \$200" in the [HoTaboo] and drop the [lube] from the inventory on her. Then ask "Can we do it again?" and rough anal is added in the empty spot

However in Miss Skye's threesome (page 76) episode Willy can ask her about the "Sweet memories" and then the rough anal is automatically available, so don't waste your money 😊

Found items:

- Inventory** car key, apartment key, gold card, valve, page 1 (**side quest**), VIP theater special, hand cream (**side quest**), page 4 (**side quest**), page 3 (**side quest**), page 6 (**side quest**), old coin (**side quest**)
- Dolls (43)** Jux Apo (b), Mia (b), Mysterious girl (b), Daisy (s), Claudia (s), Skye (g)

Photos (196) Skye (15/21), Amanda (7/14, **neighbor**), Daisy (12/24), Mia (9/13)

Lingerie (8) Selina panties

Portfolio (0) -

Need a drink

- This is the first time after the *Platinum girl* (page 9) episode Willy has a reason to visit [Rose bar] so *"Ask her to give you her panties"* from Rose is a bit sneaky with Mary present. It will however add [Rose panties] to the lingerie collection. Then ask *"Do you know Sophie"* – the girl in front of his office. Finally ask Mary *"About Fiona"* and then *"Talk to Rose and Mary"*. End the conversation and Willy will say he's going to the beach. But first [enter office] and search for the [Rose silver] doll, then [back to bar] and search for the [Mary bronze] doll

Mom

- Go to [Cool bay beach] and *"Talk about Julia"* with Melissa
- Go to [mom's place] and talk with Julia until the line *"Kiss Julia"* appears. Use *"Stop"* to end the lesson and go to the [living room] and search for the [Julia silver] doll. Now go to the [bathroom] and use *"Undress and help mom wash her back"* and use the new line *"Grab mom's boobs without warning"*. Enjoy 😊
- After mom's help, Willy can go to [Cool bay beach] and say to Melissa *"I spoke with Julia..."*, then *"Melissa? I wanted to ask you something..."* and of course *"Ask for blowjob"* (*bookmark20.dat*). Stop this with *"Cum"* (right, barely visible in the sky) and then *"Ask for her panties"* to add [Melissa panties] to the collection. Go to [middle beach] and search for [Melissa gold] doll


Neighbor

- Go to [Cool bay beach] and talk about *"Check Eve"* with Amanda. Go [home] and enter [Alan's apartment]. Eve is not standing in the dining room anymore, so use the [door] and the enter [Eve's bedroom]. She is now very shy, so talk with her until the line *"Make out with Eve"* appears. Use *"Stop"* to end it and Willy's dick suggests to visit Emanuelle in the [motel]. But first grab the [Eve silver] doll
- Enter [door] of room 2 to find Emanuelle blindfolded and therefor not knowing who entered. Willy will *"Say nothing"*, *"Suck"* and enjoy 😊 (*bookmark21.dat*). Go to the [bathroom] to pick up [Emanuelle panties]. Go back and *"Say nothing"* again followed by *"Fuck"*. Go to the [bathroom] again and grab the [Emanuelle gold] doll

Found items:

- Inventory** car key, apartment key, gold card, valve, page 1 (**side quest**), VIP theater special, hand cream (**side quest**), page 4 (**side quest**), page 3 (**side quest**), page 6 (**side quest**), old coin (**side quest**)
- Dolls (47)** Mary (b), Rose (s), Julia (s, **mom**), Eve (s, **neighbor**), Melissa (g, **mom**), Emanuelle (g, **neighbor**)
- Photos (196)** Amanda (7/14, **neighbor**)
- Lingerie (10)** Rose panties, Melissa panties (**mom**), Emanuelle panties (**neighbor**)
- Portfolio (0)** -

Mia's insurance document



Main

- At this point I haven't seen a clue what to do next. The hint (press **H**) suggests visiting Neal. Tell him *"I met Mia earlier today"* and he ask Willy to check with Claudia if she already arranged the promised threesome
- Go to [Claudia's street], enter [Claudia's apartment] and *"Ask about threesome"*. Willy says he will find out why Mia is still waiting outside. Say to Mia *"Claudia said she has some wine..."* and she says she is still waiting for Nenad to bring her a document. Of course Willy promises to remind Nenad about it...
- Go to the [Doll house] and say to Nenad *"Mia is asking for you..."*. He says he forgot to get an insurance document and that the Duck City Insurance office is now closed. Remember were Willy works?



In the previous episode Willy discovered from Rose that she is asking about Mary. This unlocked the [Sophie bronze] doll and the possibility to talk with her. For example try to *"Ask for panties"* 😊

- Go to the [office] and search for the [Sophie bronze] doll. [Enter office] and investigate the [desk]. Willy doesn't find the right document and suggests to try [Maya's laptop], but it is password protected. This opens [Maya's street] on the map so drive there...

- [Enter building] and tell Maya *"I need your help with something"*. Willy gets the password of her laptop. Search for [Maya (6) (6)] photos
- Go back to the [office] and now [Maya's laptop] says the document is in the [drawer]



By asking Claudia – or Mia, because both have the same dialogue – *"Sweet memories"* Willy can relive the threesome with her and Neal. It also gives a funny dialogue because Mia is present...

- Go to [Claudia's street] and enter [Claudia's apartment] because Mia is not standing outside anymore. Both are in the [living room]. Before speaking with them pick up the [Mia silver] doll, [Mia (4)], [Claudia (5)] photos, [Claudia] portfolio. Now speak with Mia – or Claudia, because both have the same dialogue – and say *"I have that insurance document you needed"*, then *"Ask about threesome"* and of course *"Talk more about threesome..."*. This opens a transition scene in which Willy says that maybe the Domina has some magical formula



To see the [Claudia] portfolio in action open the inventory – see earlier – and click on **Collection** left of the screen. In the new screen click on the portfolio collection (top middle) and another screen opens. Click on a portfolio top open, just as in the photos collection. Right you can choose the animation except that **Lingerie** and **Clothing** don't work for the moment. At the right bottom some other controls are explained and work the same as in the doll collection

- At the [HoTaboo] Willy has to *"Ask for endurance pill"*. The Domina will give a free recipe. So ask *"Where can I find these things"* and she refers Willy to Selina



If you started the *Future telling* (page 100) side quest, Willy can now help Mrs. Camila (page 135) to earn some money

- Drive to [Los Labia] and ask Selina *"Can you help me with a recipe"*. She will tell where the three needed ingredients can be found or made. Willy has to collect them all, but it doesn't matter in which order. I choose to do them in the following order:



Willy can find outside of the [hospital] some [money] (\$50) on the street

- First drive to the [hospital] (new location) and [enter hospital]. Try to enter [hospital room] and Dr. Scarlett will tell Willy that he doesn't look sick. Of course Willy's dick has an idea to get 'sick'...



Because Willy needs to visit [Treehole cabin] for the main adventure anyway he can deliver a package to Giulio (page [132](#)) to earn some money. Do this **BEFORE** speaking with Giovanna...



On some computers the game crashes on the following scene. Use **F5** to save the game now. If a crash happens, load this save and use "[My game crashed on this scene](#)" and Willy is transported directly to the hospital

- Go to [Giulio's car service] and Giovanna is now standing in front of the building. First grab the [Giovanna silver] doll and then ask "[Can you show me your boobs?](#)". Let the animation run until Giulio comes running and Willy faints. That will transport him into the hospital room...
- Click on the [drawer] (fourth picture above) to get [erectile dysfunction pills] in your inventory. Search for the nurse [Candy bronze] doll and [Candy (5) (4)] photos. [Exit room] and ask Dr. Scarlett "[How are you today Dr. Scarlett](#)". [Exit hospital] and grab the [Scarlett bronze] doll



If you started the *Coin collecting* (page [102](#)) side quest, part **C** should now be possible. When walking up or down [Treehole cabin] in the next step do part **D** as well

- Go to [Treehole cabin] and see *Making essences* (page [133](#)) on how to make a red one by combining two red petals



Because Willy needs to visit [Jeb village] for the main adventure anyway he can visit Mrs. Martha (page [134](#)) to earn some money

- The [enduro herb] can be found in front of the [sewer entrance] in [Jeb village]



If you started the *Future telling* (page [100](#)) side quest, part **H** can now be done



If you started the *Coin collecting* (page 102) side quest, part **E** can now be done

- Now that all ingredients are collected, drop the [enduro herb] on the [red essence] to get [enduro gel]. Use the [valve] – or the [dagger] if you do the side quests – to crush the [erectile dysfunction pills] to [erectile dust]. Make the [enduro gel] stronger by combining it with the [erectile dust]. Apply the [strengthen enduro gel] by clicking on it. You can do it in other places which could be funny 😊
- Go back to [Claudia's apartment] and say to them *"I'm sorry about what happened last time"* and enjoy 😊. Afterwards say *"I have to go visit a friend now..."* and Willy is going to thank Maya for her help. Pick up the [Mia platinum] doll and in the [kitchen] [Mia panties]



If you're on the **mom** path and want to see the shower scene again, go to [Mom's place] now. Or load v012 through **Autosaves** in the main menu if you accidentally said to Maya *"I need to go now"* => **sweet memories?**

- Go to [Maya's street] and say *"Thank you for your help today..."*. Enjoy again 😊 (*bookmark22.dat mom* and *bookmark23.dat neighbor*). Afterwards ask about *"Best friends"* and then *"I wanted to ask you something"* to add [Maya panties] to the lingerie collection. For continuing the adventure say *"I need to go now"* – not the last line! – and it becomes clear that Willy has to visit **mom** or **neighbors** daughter

Found items:

Inventory car key, apartment key, gold card, valve, page 1 (**side quest**), VIP theater special, hand cream (**side quest**), page 4 (**side quest**), page 3 (**side quest**), page 6 (**side quest**), old coin (**side quest**), dagger (**side quest**), old coin (**side quest**), page 2 (**side quest**), old coin (**side quest**)

Dolls (55) Candy (b), Scarlett (b), Sophie (b), Brianna (b), Giovanna (s), Mia (s), Brianna (s), Mia (p)

Photos (226) Maya (19/30), Amanda (7/14, **neighbor**), Candy (9/18), Mia (13/13), Claudia (23/28)

Lingerie (12) Maya panties, Mia panties

Portfolio (1) Claudia

Sexy clothing

Mom

- Go to [Mom's place], ask in [mom's bedroom] *"Mom... I wanna ask you something"* to try getting her panties. Instead she asks Willy if he can help Melissa finding a new job
- Go to [Cool bay beach] and *"Talk about job"* with Melissa. She wants to work in the [HoTaboo]

Neighbor

- Go [home] to [Eve's bedroom] and use the dialogue line *"Favor for Eve"*. She will ask Willy if he can help Stella finding a new job
- Go to [Majora street] and say to Stella *"Eve told me that she won't be able to meet you here today"* and in that conversation Willy says he will ask Rose
- Go to [Rose bar] and ask Rose *"Do you need any help?"* and she says to try the [HoTaboo]

Main

- *"Ask about job"* from the Domina. She will refer Willy to her daughter Angel in the [clothing section] - bottom right just above the glass display. Speak with Angel and *"Ask about job"*



The mannequins show the lingerie Willy can buy. Some give extra sex positions or are needed to unlock [dolls] or [photos]. collectibles. After opening the [clothing section] the girls in question get an extra *"Change outfit"* in their dialogue. See the next side quest to unlock this...



To start the *Clothing shop* (page 107) side quest you now can do part **A**

Mom

- Go back to Melissa and say *"I asked Domina for a job for you"*
- Go back to mom and say *"I got a job interview for Melissa"*, then *"Can you give me your panties now?"* ([bookmark24.dat](#)) and at last *"Mom, I'm horny"*. Enjoy ☺. Afterwards say to her *"I need to go visit Mrs. Maria"*

Neighbor

- Go back to Stella and say *"I asked at the bar, but Rose didn't need anyone at the moment"*. In that conversation Willy will tell about the job from Angel and that he will go to Eve now
- Go back to [Eve's bedroom] and say *"I found a job for Stella"*. She will say that her mother is back from the beach and wants to speak with him. She will also give Willy her picture (*bookmark25.dat*). Now go to [Amanda's room] and enjoy ☺. Afterwards say to her *"I need to go visit my mother-in-law"*. Before going search for [Amanda panties], [Amanda gold] doll and [Amanda (7)] photos

Found items:

Inventory car key, apartment key, gold card, valve, page 1 (**side quest**), VIP theater special, hand cream (**side quest**), page 4 (**side quest**), page 3 (**side quest**), page 6 (**side quest**), old coin (**side quest**), dagger (**side quest**), old coin (**side quest**), page 2 (**side quest**), old coin (**side quest**), Eve photo (**neighbor**)

Dolls (58) Angel (b), Domina (s), Violette (g, **mom**), Amanda (g, **neighbor**)

Photos (229) Violette (11/14, **mom**), Amanda (14/14, **neighbor**)

Lingerie (13) Violette panties (**mom**), Amanda panties (**neighbor**)

Portfolio (1) -

Lady Gloria



Main

- Go to [Maria's house] and ask Mrs. Maria *"What are you sexy girls doing here?"* and then *"So... is Diane going with you two?"*. Willy says he could check on Diane. Go to her room and when entering a transition scene with Nadya will start. She put a sleeping pill in Diane's drink earlier that day so she won't wake up. Go back to Mrs. Maria and say *"I dunno how to tell you this, but..."* and lady Gloria will mention that she didn't get an answer from Nenad yet. End the conversation with Mrs. Maria and ask lady Gloria *"You know that Memad guy?"* and Willy discovers that she is also the owner of the Doll house. Willy promises to tell Nenad that he must read his mail



Because Willy needs to visit [Doll house] for the main adventure anyway he can bet \$500 to predict the winner in the blowjob competition. How this works is explained in part **B** - read the tip between part **A** and **B** about saving as well! - of the *Secret Garden of Desire* (page 119) side quests

- Go to the [Doll house] and tell Nenad *"Lady Gloria needs you"* and at the end of the conversation Willy asks for the *Art of Pornography* issue #4



Look on the last pages of this issue if you want to find out something about Lady Gloria

- Go back to [Maria's house] and tell Gloria *"I told that Nived guy that he needs to contact you"*. Willy ask about her posing in the magazine. Mrs. Maria says she bought the issue and maybe Nadya knows were it is now. Go to her room and ask *"Mrs. Maria said you maybe have a magazine"*. She thinks she left it at the [hospital]

- Go there and *“Ask about magazine”* from Dr. Scarlett. She says Hoyt took it
- Go to [Los Labia] and ask Hoyt *“Did you take a magazine from the hospital?”*. He gave it to Lucas



If you started the *Clothing shop* (page 107) side quest, part **B** can now be done



If you started the *Future telling* (page 100) side quest, Willy can now help Mrs. Camila (page 135) to earn some money

- Now go to [Main street] and *“Ask about magazine”* from Lucas. Of course he gave it to Fausto. Got to [Los Labia North] and finally grab the [magazine] (issue #5) ☺. Willy says that he now can go to the [cinema]



But you can off course first read the magazine

- At the [cinema] *“Tell about magazine”* to Maria and Gloria. Afterwards say *“So did you see that movie?”* and then watch something from Gloria's private collection. Speak with them again and say *“That video was awesome!”*. In the goodbye dialogue Willy's dick suggest to punish Nadya, but before leaving grab the [Gloria bronze] doll
- Go to [Maria's house] and search for the [Gloria silver] doll. [Enter villa] and say to Nadya *“I think I need to punish you”* and then *“Time for punishment!”*. Enjoy ☺. Afterwards search for [Nadya's bra] and say to her *“I need to check Diane”* (*bookmark26 mom* and *bookmark27.dat neighbor*)



Willy can *“Buy lubricant \$200”* in the [HoTaboo] and drop the [lube] from the inventory on Nadya. Then say *“Time for punishment!”*. This adds anal jump and rough anal to the positions

Found items:

Inventory car key, apartment key, gold card, valve, page 1 (**side quest**), VIP theater special, hand cream (**side quest**), page 4 (**side quest**), page 3 (**side quest**), page 6 (**side quest**), old coin (**side quest**), dagger (**side quest**), old coin (**side quest**), page

2 (**side quest**), old coin (**side quest**), Eve photo (**neighbor**),
indigo essence scent (**side quest**)


Dolls (60) Gloria (b), Gloria (s), **Violette (g, mom)**

Photos (229) Violette (**11/14, mom**)

Lingerie (14) Nadya bra

Portfolio (1) -

Let's cuddle



- Go to [Diane's room] and... well use her if you like to. Afterwards search for the [Diane gold] doll. Because Diane seems to be fine, go back to [Nadya's room] and say "*I will consider how to punish you more*". At the end Willy says he needs to check Julia (**mom**) or Eve (**neighbor**). [Leave villa] and search for the [Nadya gold] doll

Mom

- Go to [Mom's place], [Melissa and Julia's room] and search for a [photo] of Julia. Now say to her "*I just came to check up on you...*" and she will tell that aunt Leonora isn't answering the telephone. Willy offers to go to [Minora town] (new location) where she lives



If you started the *Future telling* (page 100) side quest, part I can now be done



Willy can find some [money] (\$20) on the street

- Enter [Aunt's house] (white door at the right) and ask her "*Where is uncle Karl?*", "*Julia tried to call you earlier...*" and last "*I'm going to say hi to Isabel*". Go to [Isabel's room] and say to her "*Julia sent her greetings to you...*", "*You look happy today*" and then "*So what's going on with you?*". Now search for the [Isabel bronze] doll, go to the [living room] and search for the [Leonora silver] doll
- Go back to [Mom's place] and tell Julia "*I told aunt Leonora we would go there this weekend*", "*Talk about cuddle*" and then of course "*Let's cuddle*". Enjoy 😊. Afterwards "*Talk about cuddle again*" then go to [living room] and Willy's dick suggests a visit to Claudia and Mia

Neighbor

- Go [home], enter [Alan's apartment] and say to Eve *"I came to see how you're doing..."*. She will tell Stella wants to talk with him and that she lives in [Minora town] (new location), so go there



If you started the *Future telling* (page [100](#)) side quest, part **I** can now be done



Willy can find some [money] (\$20) on the street

- Enter [Stella's house] (red door at the left). A transition scene will start and this opens the dialogue with Stella. Say *"Eve said you needed to talk to me"* and then *"I still don't get it..."*. Now speak with Leila and say *"Your name is Leila?"* and *"So you two live her alone?"*. Now search for the [Stella silver] and [Leila bronze] doll
- Go back [home] and say to Eve *"Stella only wanted to thank me..."*, *"About cuddle"* and then of course *"Let's cuddle"*. Enjoy 😊. Now go to the [hallway] and Willy's dick suggests a visit to Claudia and Mia

Main

- Go to [Claudia's street], enter [Claudia's apartment] and say *"Mia... I wanted to ask you something..."*. Willy promises to go to Ninged... err Nenad and ask him about the package



Because Willy needs to visit [Doll house] for the main adventure anyway he can bet \$500 to predict the winner in the blowjob competition. How this works is explained in part **B** - read the tip between part **A** and **B** about saving as well! - of the *Secret Garden of Desire* (page [119](#)) side quests

- Go to the [Doll house] and say to Nenad *"Mia said..."* and he will tell that the package is still in the [HoTaboo]
- Go to the [HoTaboo] and say to the Domina *"Mr. Nomub sent me"* and she will tell that the package will be done tomorrow



The [money pile] (page [135](#)) will be gone in the final version of the game. At this point I usually have earned more than the \$1.300 needed

for all collectibles in the next side quest. However if you combine the main adventure and side quests, the most important collectibles are the dolls. My advise is to buy at least the [corset] - unlocks the [Maya gold] doll - and decide if you can/want to spend \$1.000 in part **E** - [Angel (33)] photos and [Angel] portfolio - as well...



If you started the *Clothing shop* (page 107) side quest, part **C** and **D** can now be done. Do part **E** only - see explanation in the above tip - if you used the [money pile] (page 135)

- Go back to [Claudia's street] and tell Mia "*I found that Nomot guy again...*" (*bookmark28.dat mom* and *bookmark29.dat neighbor*). Willy can enjoy his reward, but for the continuation of the adventure say "*I need to go visit a friend on Duckyard district*". [Exit apartment] and search for the [Mia gold] doll



From now on Willy can have sex with Mia or Claudia alone or both of them together by asking the corresponding line in the dialogue

Found items:

Inventory car key, apartment key, gold card, valve, page 1 (**side quest**), VIP theater special, hand cream (**side quest**), page 4 (**side quest**), page 3 (**side quest**), page 6 (**side quest**), old coin (**side quest**), dagger (**side quest**), old coin (**side quest**), page 2 (**side quest**), old coin (**side quest**), Julia photo (**mom**), Eve photo (**neighbor**), page 5 (**side quest**), corset (**side quest**)

Dolls (66) Isabel (b, **mom**), Leila (b, **neighbor**), Leonora (s, **mom**), Stella (s, **neighbor**), Angel (s), **Violette (g, mom)**, Diane (g), Nadya (g), Mia (g)

Photos (262) Violette (11/14, **mom**), Angel (33/33)

Lingerie (14) -

Portfolio (2) Angel

Giovanna's hideout



- Go to [\[Giulio's car service\]](#). Now next to Giovanna stands a new guy (Dean), so move closer to investigate. This will start a transition scene



Because Willy needs to visit [\[Jeb village\]](#) for the main adventure anyway he can visit Mrs. Martha (page [134](#)) to earn some money

- Follow Dean to [\[Jeb village\]](#) and see him talking to Amelie. Move a little bit closer and another transition scene will start. Now go to Dee Dee and again listen to the conversation. Afterwards say to Dean *"Ok. Here's what this is all about"* and then *"Explain to Dean about Dee Dee threesome practice"*. Dean is still a virgin so Willy hopes Selina has a magic solution...

- Go to Selina in [Los Labia] and ask *"I have a friend who is a virgin..."*. She will give an anti-cum pill



If you started the *Future telling* (page 100) side quest, the final part J can now be done. Enjoy 😊



If you've done the *Future telling* (page 100) side quest, Willy can now help Mrs. Camila (page 135) to earn some money



Because Willy needs to visit [Jeb village] for the main adventure anyway he can visit Mrs. Martha (page 134) to earn some money

- Go back to [Jeb village] and drop the pill on Dean. Then say to him *"Let's practice a threesome with Dee Dee"*. Afterwards say *"That was great Dee Dee!"* and Willy mentions he has to go to Duckyard district. But first go to the [sewer entrance] and search for the [Dee Dee platinum] doll



WARNING: if you **DON'T** want to see two dicks in the same hole, skip this tip!

Willy can *"Buy penetration spray"*, *"Wide open spray \$500"* - ask the other question if you want more information - in the [HoTaboo] and drop the [wide open spray] from the inventory on her. Then ask Dean *"Lets practice a threesome with Dee Dee"* to see the three new positions...

- Go back to [Giulio's car service] and then enter the [basement] (red dumpster in the middle of the screen). In the basement seven [Kama Sutra pages] can be investigated (see picture above)



Every page opens an extra position in the sex dialogue of Giovanna: 1 is behind, 2 is doggy, 3 is hard fuck, 4 is titjob, 5 is blowjob, 6 is reverse anal and 7 is sideways. The default positions without looking at pages are cowgirl and of course cum

- In the basement there are two safe places where Willy can stand without being seen by Giulio. The first is by the door and the second behind the wall in the picture above. According to the developer the path he takes is not as random as it seems, so try to race to a page when he is out of

sight. Most probably Willy will be caught in the end, but if the page is read successful that position will stay unlocked

- Willy will wake up in the hospital where nurse Candy is putting cream on his penis. Say *"AH! That hurts! Please stop it"* and Willy suggests her breasts as being softer. That doesn't work, so search for the [Scarlett silver] doll and try again in the basement. Repeat the suggestion of using her breasts two more times. At that point the [Candy silver] doll appears and Willy says there must be a way to get rid of Giulio by searching the place
- So after arriving at [Giulio's car service] for the fourth time go to the [back alley] instead of the [basement]. There Willy sees Gina, the mother of Giulio. Willy can say to her *"I was working for Giulio before..."* to discover that from now on she will accept the package (page 132). For now use the line *"I have to go"* and grab the [beer]. She will ask to bring it to Giulio. Try placing it on the [barrel] near the entrance and Willy forms a plan of drugging it with sleeping pills from Nadya...



If you want to see the titjob from nurse Candy after waking up, Giulio **MUST** catch you for a fourth and final time. After waking up she will be using her breasts as suggested so say *"Oh... This's nice..."*



If you received the titjob from nurse Candy and [exit room], Dr. Scarlett is gone to the [doctor's office] (new location, bottom right). Therefore Willy can now freely go to the [hospital room] without becoming sick...

Of course Willy enters the [doctor's office]. There is a chance Dr. Scarlett doesn't wear a shirt so Willy can see her cleavage. Now *"Talk about health insurance"* and of course *"Fuck with Dr. Scarlett"*. Enjoy 😊. Now grab the [Scarlett gold] doll. If she wears a shirt, [exit doctor's office] and try again as many times as needed!

- The next stop is [Maria's house] to ask Nadya *"Do you still have some of those sleeping pills?"*
- Now go to [Giulio's car service] and drop the [sleeping pills] on the [box of beer] to get [sleeping beer]. Place this on the [barrel] and see what happens. Willy can now look at all the remaining pages, collect the key and drop that on the door - it will stay open afterwards - at the top. Walk to Giovanna and say *"Wow! You look sexy... I mean that pose", "I came here... Like you asked me to..."* (*bookmark30.dat mom* and *bookmark31.dat neighbor*) and at last *"Giovanna... I want to fuck you so*

badly...". Enjoy ☺. Afterwards say to her *"That was great but I have to go now"* and Willy says he needs to check Julia (**mom**) or Eve (**neighbor**). But before [exit basement] search for the [Giovanna gold] doll

Found items:

Inventory car key, apartment key, gold card, valve, VIP theater special, old coin (**side quest**), dagger (**side quest**), old coin (**side quest**), old coin (**side quest**), Julia photo (**mom**), Eve photo (**neighbor**), corset (**side quest**)

Dolls (73) Candy (s), Selina (s), Scarlett (s), **Violette (g, mom)**, Giovanna (g), Selina (g), Scarlett (g), Dee Dee (p)

Photos (262) **Violette (11/14, mom)**

Lingerie (14) -

Portfolio (3) Selina

Sex lesson



Mom

- Go to [mom's place] and first grab [Julia panties]. This opens the dialogue line *"So... You don't have panties on now?"* and then *"Let's touch each other"*. Enjoy 😊. Afterwards say *"I need to go to Neal's girlfriend now"*

Neighbor



Not needed for the main adventure, but if you started the *Clothing shop* (page [107](#)) side quest, part I can now be done (tip about money!)

- Go [home] to [Alan's apartment] ([Amanda] portfolio) and first grab [Eve panties]. This opens the dialogue line *"I would love to see you without panties"*, *"Let's get naked!"* and enjoy 😊. Afterwards say *"I have to go now and visit my friend's girlfriend"*

Main

- Go to [Claudia's street] and ask about *"Another favor for Claudia"*. She will tell Willy to visit her sister Yvonne who needs help with something
- Go to [Erohide] (new location) and go to the left. Pick up the [Monique (7)] photos and enter [Monique apartment]. Ask the lady *"Are you Yvonne, Claudia's sister?"*, *"You are so beautiful"*, *"Claudia sent me"* and at last *"Do you know what Yvonne needs?"*. Willy will say that Julia (**mom**) or Eve (**neighbor**) also needs his help. But before going search the [Monique bronze] doll and the [Monique (5)] photos



The [money pile] (page [135](#)) will be gone in the final version of the game. At this point I usually have earned more than the \$3.700 needed for all collectibles in the next side quest. However if you combine the main adventure and side quests, the most important collectibles are the dolls

My advise is to buy at least all the dolls (\$2.900) and decide if you can/want to spend \$800 on the first digital *Art of Pornography* issue and the extra positions of Victoria as well. If money is really tight, skip the following side quest and pay a visit to Nenad's store later in the game...



Claudia mentioned Nenad's store, so go through the [store entrance] near the car. Talk with Victoria and it becomes clear Willy can tip her. Put \$2.000 in the [tips] jar to get the [Victoria bronze] (\$50), [Victoria silver] (\$150) doll, [Victoria gold] (\$1.800) doll and [Victoria (5) (5)] photos. Then *"Ask about gold doll"* followed by *"Can I fuck you?"*. Enjoy 😊. Tipping another \$600 will open five more animations...

Pay \$200 for the first digital *Art of Pornography* issue and watch it. Now you know that the last two are the [Elvira bronze] (\$200) and [Elvira silver] (\$700) doll. She is also the daughter of Mrs. Gloria

When can the second digital *Art of Pornography* issue be bought?

Mom

- Go back to [mom's place], say *"You know Julia... I was thinking..."*, *"Let's cuddle naked"* and enjoy again 😊. Afterwards say *"I promised Mrs. Monique I would go back to her place"*

Neighbor

- Go back [home] and *"Listen to Eve's suggestion"*, *"Wanna rub your pussy on my cock?"* and enjoy again 😊. Afterwards say *"Go back to Monique"*

Main

- Go back to Monique and ask *"Is Yvonne back?"*. Enter [Yvonne bedroom] and say to her *"I'm Willy"*, *"Claudia said you need some help"* and Willy promises to ask Claudia if she wants to help in the sex education. But first grab for the [Yvonne bronze] doll and [Yvonne (8)] photos
- Go to Claudia and say *"I was at your mom's place"* and she will do it in case her mom refuses
- Go back to Monique and say *"Mrs. Monique? May I ask you something?"*. She will do it if Yvonne agrees. So go to [Yvonne bedroom] and say *"I asked Claudia about... lessons"*. Go back to Monique and say *"Yvonne said she's ok with it..."* and then of course *"Ready for lesson"*.

Afterwards say *"I hope I did well"* and Willy mentions Maya as his other sex partner. But before going there search for the [Monique silver] doll and [Yvonne (8)] photos



If you started the *Clothing section* (page 107) side quest and earlier bought the [corset] (part **C**), part **F** can now be done to unlock the [Maya gold] doll. Do this first and then the main adventure because it makes more sense...

- Go to [Maya's street] and say *"Maya... I want you to become my sex partner"* and of course *"Maya... I wanna fuck you so hard!"* (*bookmark32.dat mom* and *bookmark33.dat neighbor*). Afterwards say to her *"Gonna go check on my mother-in-law now"*. [Exit apartment] and search [Maya] portfolio

Found items:

Inventory car key, apartment key, gold card, valve, VIP theater special, old coin (**side quest**), dagger (**side quest**), old coin (**side quest**), old coin (**side quest**), Julia photo (**mom**), Eve photo (**neighbor**)

Dolls (82) Victoria (b), Elvira (b), Monique (b), Yvonne (b), Victoria (s), Elvira(s), Monique (s), **Violette (g, mom)**, Maya (g)

Photos (300) Violette (**11/14, mom**), Monique (12/20), Yvonne (16/16)

Lingerie (15) Julia panties (**mom**), Eve panties (**neighbor**)

Portfolio (4) Maya

Artistic movie

- Willy last saw Mrs. Maria in the *Lady Gloria* (page [44](#)) episode at the [\[cinema\]](#). Both aren't in the VIP room anymore so ask the ticket seller "*Do you know where Mrs. Maria and Mrs. Gloria are?*". He thinks they went back home and Willy decides to ask Nadya
- Go to [\[Maria's house\]](#) and ask her "*Do you know where Mrs. Maria and Mrs. Gloria are?*". She will tell that they are probably in the garden of [\[villa Gloria\]](#) (new location)



[\[Maria's house\]](#) and [\[villa Gloria\]](#) are opposite of each other. Willy can go by car or use [\[villa Gloria\]](#) (bottom middle). In the [\[villa yard\]](#) Willy can go to [\[Maria's house\]](#) (bottom left) or directly to the [\[city map\]](#) (bottom middle). On the map Willy can go directly to either location...

- Go to the [\[garden\]](#) and Willy sees Heidi standing there. Off course Willy will introduce himself by saying "*Hello. I'm Willy. I need to speak with lady Gloria*". Heidi is the main hostess of the villa and says they are in the shower at the moment. So Willy says he is going to check on Daisy. But first pick up the [\[Heidi bronze\]](#) doll, [\[Heidi \(6\)\]](#) and [\[Gloria \(5\)\]](#) photos. Go back to the [\[villa yard\]](#) and collect the [\[Gloria \(5\)\]](#) photos...



This is the second time that Willy goes home in both paths. So take a [\[peek\]](#) in your neighbors apartment - one new positions! - on the first floor 😊



If you started the *Happy ending* (page [105](#)) side quest - suggested in part **C** of the *Coin collecting* (page [102](#)) side quest - part **B** can now be done

- Drive [\[home\]](#) and say to Daisy "*I was wondering...*". This will trigger a transition scene to the drama school to get the recommendation. Afterwards Willy says he will go to Nenad and tell him the good news



Because Willy needs to visit [\[Doll house\]](#) for the main adventure anyway he can bet \$500 to predict the winner in the blowjob competition. How this works is explained in part **B** - read the tip between part **A** and **B** about saving as well! - of the *Secret Garden of Desire* (page [119](#)) side quests

- Go to the [Doll house] and say to Nenad *"My friend Daisy got that letter"*. He doesn't remember the promise so Willy threatens to tell Mia. That helps and opens his studio in [Hillwood] (new location)



If you started the *Happy ending* (page 105) side quest, part **C** can now be done

- Arriving there enter the [studio entrance] where a transition scene will start. Afterwards ask Nenad *"What is this movie about?"* and Willy of course suggests that he will do the male part. Talk with Daisy about *"I asked Nirub about the movie..."*, *"So what should I do?"* and *"I'm ready for the rehearsal"*



At this point you can do part **A** in the *Script completion* (page 109) side quest

- Afterwards say to her *"I am going now..."* and Willy says he needs to help someone else in Erohide...

When can the second digital *Art of Pornography* issue be bought?

- Go to [Erohide] and say to Monique *"I was in the neighborhood..."* and she suggest another lesson for Yvonne. Of course Willy is *"Ready for the second lesson..."*. Afterwards say *"I better go now"* and Willy says he needs to check his mother-in-law
- Go to [villa Gloria] and ask Heidi in the [garden] *"Are lady Gloria and Mrs. Maria back?"*. Heidi will prepare Willy so enjoy ☺. If you want to collect all dolls then read the following side quest first



There is a 33% chance that Heidi and Willy arrive too early and see Mrs. Maria using a strap-on. If not and you want to collect all dolls and photos say *"I really need to go"* and let poor Heidi prepare again. Repeat until the extra scene appears. It is a chance so statistically it could take more than twelve (!) tries. When it finally happens **first say "Great view"** because that is the trigger to unlock the [Heidi silver] and [Heidi (6)] photos. Don't forget to pick them up when leaving...

- Continue the conversation with *"Try to take it easy"*, *"You both look sexy"* and of course *"I'm ready"* Afterwards - for the last time if you've done the above side quest - say *"I really need to go"*. When Willy is clothed again he can *"Ask for her panties"*. Heidi doesn't have any on

right now but has stolen three sets of Mrs. Maria. Afterwards say to her
“I need to go to Hillwood now” ([bookmark34.dat](#) **mom** and [bookmark35.dat](#)
neighbor)



The [\[Maria gold\]](#) doll is unlocked after the “I’m ready” and is not dependent on seeing the strap-on scene. It can be found in the [\[bathroom\]](#) of [\[Maria’s place\]](#). We will collect it later in the adventure...

Found items:

Inventory car key, apartment key, gold card, valve, VIP theater special, old coin (**side quest**), dagger (**side quest**), old coin (**side quest**), old coin (**side quest**), Julia photo (**mom**), Eve photo (**neighbor**)

Dolls (85) Heidi (b), Heidi (s), Jux Apo (s), [Violette \(g, mom\)](#)

Photos (322) [Violette \(11/14, mom\)](#), Heidi (12/12), Gloria (10/19)

Lingerie (18) Maria panties, Maria stockings, Maria bra

Portfolio (4) -

Script changes

- Go to [Hillwood] and ask Nenad *"So what happens next in this movie?"*. He doesn't know because Danielle - his girlfriend - writes the script and is working on it at some bar. Willy promises to get the new pages...



If you want all photos, don't talk immediately with Danielle. She randomly reveals her nipple so wait until this happens. After she has rearranged her dress say to her *"Oh... I saw your nipple..."* to unlock [Danielle (6)] photos in [Hillwood]

- Go to [Rose bar] where Danielle is waiting. Say *"Wow! You're beautiful!"* and *"Nenad said that..."* to get the next page of the script. For now say *"Bye"* and read the [movie script page 1] in the inventory by clicking on it. Willy finds it boring and needs a pen so ask Danielle *"Do you have a pen?"*. Now search for the [Danielle bronze] doll and [Danielle (4)] photos. [Exit bar] and drop the [pen] on the [movie script page 1] to make some changes



If you want to see how the movie evolves, do part **A** in the *Script completion* (page 109) side quest first - unless you do already did this side quest in the previous episode - before giving the [corrected movie page 1] to Nenad...

- Go back to [Hillwood] and drop [corrected movie page 1] on Nenad. Then say to Daisy *"I'm ready for the second part of rehearsal"*. Afterwards Willy hopes that Danielle has another page. But that takes probably some time so for now say to Daisy *"I'll be back later"* and Willy says he has something to do in [Jeb village]. Willy's dick suggests Amelie for a girl threesome with Dee Dee. But before leaving search for the [Danielle (7)] - and [Danielle (6)] if you did the above side quest - photos



Because Willy needs to visit [Jeb village] for the main adventure anyway he can visit Mrs. Martha (page 134) to earn some money

- In [Jeb village] say to Amelie *"I wanted to ask you something..."*. She refuses so say to Dee Dee *"I think we should do another threesome"* to see if she has suggestions. She doesn't, but wonders if Erica knows that she now has a boyfriend. Go to Erica in [North street] and ask *"Did you know that Dee Dee has a boyfriend now?"*. She asks Willy to be her

boyfriend and tell Dee Dee the happy news. So say to Dee Dee *“Erica said she also has a boyfriend now...”* and she mentions that Erica probably didn’t have sex with him

- Erica said she would be at the [old house] further north so go there (bottom screen) and [enter old house]. Say to her *“Wow! You changed dresses...”* and Willy tries to stop the fighting between her and Dee Dee. Now search for [Erica (5)] photos and then [go out]. Search for the [Erica silver] doll, [Dee Dee (4)] and [Erica (5)] photos. Go back to Dee Dee again and say to her *“I think you and Erica should stop fighting...”*. Then back to Erica again and say *“She said you should apologize to her...”*. Finally Willy gets his reward by saying *“Wanna have sex now?”*. Afterwards ask *“So... Did you enjoy it?”* and Willy gets an argument with little Willy and says he needs to check a therapist ([bookmark36.dat mom](#) and [bookmark37.dat neighbor](#)). [Go out] and search for the [Erica gold] doll



Willy can *“Buy lubricant \$200”* in the [HoTaboo] and drop the [lube] from the inventory on her. Then ask *“Wanna have sex with your boyfriend?”* and anal is added in the empty spot

Found items:

Inventory car key, apartment key, gold card, valve, VIP theater special, old coin (**side quest**), dagger (**side quest**), old coin (**side quest**), old coin (**side quest**), Julia photo (**mom**), Eve photo (**neighbor**), pen

Dolls (88) Danielle (b), Erica (s), **Violette (g, mom)**, Erica (g)

Photos (353) Violette (**11/14, mom**), Dee Dee (17/22), Erica (15/15), Danielle (17/28)

Lingerie (18) -

Portfolio (4) -

Sex therapy



When can the second digital *Art of Pornography* issue be bought?

- The therapist is Gabriella - see the *Platinum girl* (page 9) episode - and her office is in [Erohide]. Enter [therapist office] (right) and she says Willy is free to roam around. Ask her “*You’re a therapist?*” and “*I have a friend... who needs some help*”. At the end of the conversation Willy says he needs to visit his aunt (**mom**) or Stella (**neighbor**). Pick up the [Gabriella silver] doll and [Gabriella (4) (6)] photos. [Exit office] and search [Gabriella (4)] photos

Mom

- Go to [Minora town] and enter [aunt’s house] (right). Talk to aunt Leonora and choose “*Sit with your aunt and uncle*”. This opens a new dialogue where Willy can say “*So how are you uncle Karl?*”, “*So... anything new with the two of you?*”, “*Chat a bit*” and finally “*Talk about oil*”. Enjoy ☺. Afterwards say “I need to go” and Willy says he needs to check on Julia
- Go to [moms place], [enter building] and search for the [Violette] portfolio (earlier?). Then say to Julia “*Hey. I just came to check you up*” and of course “*Rub your cock on her pussy*”. Afterwards Willy says he needs to visit a therapist

Neighbor

- Go to [Minora town] and enter [Stella’s house] (left). Do “*Stella’s request*”



If you want to know how the rent is paid, go to the [bathroom] (right) and [listen] - click on the door

- Although I didn’t see any clue, usually the next visit is Eve. The hints - press **H** - confirms this. So go [home], enter [Alan’s apartment] and

collect the [Amanda] portfolio (earlier?). Then enter [Eve's bedroom] and say "I wanted to talk with you about something". Enjoy 😊. Afterwards Willy says he needs to visit a therapist

Main



On macOS and Linux the hypnosis scene although very sexy can crash or give other strange effects. So use **F5** to save the game now! If you experience problems, reload and skip the "I'm ready for my hypnosis session" part...

When can the second digital *Art of Pornography* issue be bought?

- Go to [Erohide]. "Talk about your 'problem'" with Gabriella, followed by "I would like a session to discuss my problem" ([bookmark38.dat](#) **mom** and [bookmark39.dat](#) **neighbor**) and "I'm ready for my hypnosis session". Enjoy 😊. Afterwards say "I promised a friend her that I'd visit her" and it becomes clear that Willy must visit someone else in Erohide...

Found items:

Inventory car key, apartment key, gold card, valve, VIP theater special, old coin (**side quest**), dagger (**side quest**), old coin (**side quest**), old coin (**side quest**), Julia photo (**mom**), Eve photo (**neighbor**), pen


Dolls (89) Gabriella (s), **Violette (g, mom)**

Photos (367) Gabriella (20/20), Violette (11/14, **mom**)

Lingerie (18) -

Portfolio (5) Violette (**mom**), Amanda (**neighbor**)

Blackmailing Mary



- Go to [Monique's apartment] and say *"I was wondering..."*. Of course Willy is *"Ready for third lesson"* 😊. Afterwards say *"That was... an interesting lesson.."* and Willy mentions he has to visit Julia (**mom**) or Eve (**neighbor**) first anyway

Mom

- Go to [mom's place] and *"Listen to Julia's wish"*. Enjoy 😊. Afterwards Willy says he needs to get a drink at [Rose bar]. But before going search the [Julia gold] doll

Neighbor

- Go [home] and say *"Hey Eve... I was thinking..."*. Afterwards Willy says he needs to get a drink at [Rose bar]. But before going grab the [Eve gold] doll

Main



If you started the *Script completion* (page 109) side quest, part **B** can now be done

- After entering [Rose bar] Willy is not happy because Mary is still there. So ask *"Mary... Don't you have anything to do?"*. She becomes very suspicious and won't go away. It is obvious that Willy needs something to get rid of Mary and the most logical place to look is at [home]



If you started the *Happy ending* (page 105) side quest, part **D** can now be done

- Go to the [bedroom] and investigate the [plastic box] to get some naughty [photos of Mary]



Clean up the inventory by pinning the [Julia photo] (**mom**) or [Eve photo] (**neighbor**) on the ugly [painting] in the [bathroom] and let Willy fantasize

- Go back to [Rose bar], say to Mary *"I found some interesting photos..."* and she will finally go home. Then of course *"Rose... I want to ask you something..."* and she agrees to go on a date after all the customers are gone. Willy says he needs to go to [Erohide] first anyway...



If you started the *Happy ending* (page 105) side quest, part **E** can now be done

When can the second digital *Art of Pornography* issue be bought?

- Ask Monique about *"Yvonne request"*. Go to [Yvonne's bedroom] and say *"Your mom said you needed to talk to me?"* and then of course *"I'm ready for your first lesson"*. Afterwards pick up the [Yvonne silver] doll and then tell Monique *"Yvonne wanted to try some lessons..."*. Now Willy can finally ask *"Can we go to your room?"*. Enjoy ☺. Afterwards say *"I really enjoyed that"* and Willy mentions he needs to give some photos back. But before going grab the [Monique gold] doll, [Monique] portfolio and [Monique (8)] photos



This set of photos is different between the **mom** and **neighbor** path!

- Go to [Mary's place] (new location) and enter [Mary's apartment]. Say to her *"I came to apologize"*, *"Listen to Mary's story"* and *"I won't bother you anymore..."*. In a transition scene Mary goes to her bedroom and [Mary (5)] photos Willy found earlier are added to his collection (*bookmark40.dat mom* and *bookmark41.dat neighbor*). Before following her to the [bedroom] (left corner) grab the [Mary silver] doll, [Mary (4)] and [Sophie (4)] photos. First click on the white [armchair] to undress and then say *"I'm here"*. Enjoy ☺. Afterwards first get dressed by clicking on [clothing] and then say *"I think I'll go back to Rose bar now"*. Before leaving search for the [Mary gold] doll and [Mary (3)] photos. When leaving the bedroom Willy's dick suggest trying to fuck Danielle...



If you're curious how Willy's wife Fiona looks, see the first photo of Mary's sets. She is the one sitting on the left of the couch. We will meet her later in the main adventure...

The lady standing on the left is Sophie and see the 4th and 5th photo to see she is a lesbian and likes Mary. The lady in the green dress is Diane

Found items:

Inventory car key, apartment key, gold card, valve, VIP theater special, old coin (**side quest**), dagger (**side quest**), old coin (**side quest**), old coin (**side quest**), pen



Dolls (94) Mary (s), Yvonne (s), **Violette (g, mom)**, Julia (g, **mom**), Eve (g, **neighbor**), Mary (g), Monique (g)

Photos (400) Violette (**11/14, mom**), Mary (12/12), Sophie (4/16), Jux Apo (9/10), Monique (20/20)

Lingerie (18) -

Portfolio (6) Monique

Tricking Nenad



- Go to [Rose bar] and ask Danielle *“Can we talk about something?”* followed by *“I wanna ask you something personal...”*. Willy reveals a clever plan and promises to talk about it with Nemod... err Nenad
- Go to [Hillwood] and say to Nenad *“I was in Rose bar talking with your girlfriend...”*. Afterwards Willy says he will try to calm down Danielle...



If you started the *Script completion* (page [109](#)) side quest, part **C** can now be done

- Go back to [Rose bar] and say to Danielle *“I talked with your boyfriend”*. She will think about it. Willy’s dick is somewhat disappointed, but comes up with another great suggestion for another threesome with Dee Dee



If you started the *Script completion* (page [109](#)) side quest, part **D** can now be done

- Go to [Claudia’s street] and say *“I wanna ask you girls something...”*. They will do it tomorrow, but as Willy’s dick says this game doesn’t have a day/night cycle. But maybe Dee Dee has an suggestion? Before leaving search for [Claudia (5)] photos



Because Willy needs to visit [Jeb village] for the main adventure anyway he can visit Mrs. Martha (page [134](#)) to earn some money

- Go to [Jeb village] and say to Dee Dee *"I can't find anyone to help us with threesome..."*. She suggest asking Amelie. Say to her *"Dee Dee sent me..."*. Amelie really wants to do it with Dee Dee, but not with Willy as male. Willy promises to ask Carlos if another male is acceptable...
- Go to the [office] and say to Carlos *"Remember about that girl in Jeb village?"*. Carlos only trusts Willy, so another male is out of the question



Because Willy needs to visit [Jeb village] for the main adventure anyway he can visit Mrs. Martha (page [134](#)) to earn some money

- Go back to [Jeb village] and say to Amelie *"I talked with Carlos.."*. She will think about it, so Willy says he is going to have a drink
- Now go to [Rose bar] and ask Rose *"Do you know where Danielle went?"*. She thinks home, so Willy says he will ask Nenad
- Go to [Hillwood] and say to Nenad *"Your girlfriend went home from Rose bar"*. This opens [Danielle's place] - just left of [home] - on the map



If you started the *Script completion* (page [109](#)) side quest, part **E** can now be done



Willy can find some [money] (\$20) on the street

- Go there and grab the [Kayla bronze] doll. Speaking with her won't really work, so [enter building]. Say *"I talked to your boyfriend"* and then *"I have an idea..."*. Afterwards click on the [sofa] and then [enter studio room]. Now say *"Wow! You have so beautiful body..."* followed by of course *"I am ready for photo session"*. This will add [Danielle (5)] photos to the collection. Before leaving to the [living room] grab the [Danielle silver] doll and afterwards click on [clothing]
- Got back to [Hillwood] and say to Nenad *"Danielle and me made some photos for you..."*
- Go back to [Danielle's place] and do another more sexy photoshoot by saying to Danielle *"He loved those photos"*. Afterwards [Danielle (6)] photos are added to the collection
- Go to Nenad again and say *"Here are some new photos of your girlfriend and me"*. In that conversation Willy promises to make a video as well...

- Tell Daniella “*He loved this photos also!*”. She becomes exited and suggest to make the video in her bedroom. That is on the left side of the living room. Say to her “*Exited!*” and then of course “*Spread your legs. I am gonna fuck you now!*”. Enjoy ☺. Afterwards say to her “*Wow! That was awesome!*” and Willy says he is needs to go to [Jeb village]. But before going search for the [Danielle gold] doll and [Danielle] portfolio



Click on the [book] on the armchair. This is the sequel to *Life is a mess* and little Willy suggests that Maya will probably like it...



If you didn't ask Danielle for movie script pages when she was in [Rose bar] – part **B** to **E** from the *Script completion* (page 109) side quest – Willy can now find [movie script page]s at the coffee table in the living room... (can more be collected at once?)



Because Willy needs to visit [Jeb village] for the main adventure anyway he can visit Mrs. Martha (page 134) to earn some money

- Amelie is not in front of the pizzeria anymore, so go to Dee Dee. To trigger the threesome ask Amelie “*Did you think about this?*” and again of course “*Let's practice threesome*”. Afterwards “*Tell Dee Dee how she was*” (*bookmark42.dat mom* and *bookmark43.dat neighbor*). Now search for the [Amelie silver] doll, go to the [sewer entrance] and grab the [Dee Dee] portfolio. Enter the [sewer] and search for the [Amelie platinum] doll and [Dee Dee (5)] photos

Found items:

Inventory car key, apartment key, gold card, valve, VIP theater special, old coin (**side quest**), dagger (**side quest**), old coin (**side quest**), old coin (**side quest**), pen, Life is a mess 2

Dolls (100) Kayla (b), Amelie (s), Danielle (s), **Violette (g, mom)**, Danielle (g), Daisy (g), Amelie (p)

Photos (421) Violette (**11/14, mom**), Dee Dee (22/22), Danielle (28/28), Claudia (28/28)

Lingerie (18) -

Portfolio (8) Dee Dee, Danielle

Hypnosis

- It is time to report Dee Dee's progress to Carlos again. So go to the [office] and say to him "*I just did another threesome with Dee Dee*" and as a reward Willy gets the [platinum card] (this will remove the previous [gold card] from the inventory). He also says he needs to visit aunt Lenora (**mom**) or Stella (**neighbor**)



With the [platinum card] Willy can go to [Majora street west] and say to the working girl "*I would like to use your Platinum service please*" which adds four extra positions to the menu...



Before or after testing the [platinum card] part **E** of the *Orion Star hotel* (page 115) side quest can now be done

Mom



After visiting aunt Leonora, Melissa will leave the beach. So this is your last chance to relive those scenes. If you accidentally said "*I came back again...*" to aunt Leonora it is possible to load v022 through **Autosaves** in the main menu (sweet memories?)

- Go to [Minora town], enter [aunt's house] and "*Sit with your aunt and uncle*". Now say "*I came back again...*" and after an interesting discussion Willy says he needs to visit Melissa who should be home by now



As said the [money pile] (page 135) will be gone in the final version of the game. After opening the [clothing section] this isn't the first time Willy is at [mom's place], but this is the first time he must go to [mom's bedroom] again. However in between there wasn't a visit to the [HoTaboo] to buy a new [corset] because the other one was given to Maya...

I include for now the following side quest although I didn't earn the \$3.120 which is needed. Not even if I excluded all non essential collectibles up till this point. This part will hopefully in a future version to a better point in the adventure. Anyway if money is tight my advise is to skip the following side quest for now...



If you started the *Clothing section* (page [107](#)) side quest, part **G** and **H** can now be done to unlock the [\[Violette gold\]](#) doll and [\[Violette \(3\)\]](#) photos. Do this while in [\[mom's bedroom\]](#) before or after the following part in the main adventure:

- Go to [\[mom's place\]](#), enter [\[bathroom\]](#) and say to Melissa *"Oh you are showering"* followed by *"No one will hear us"*. Pick up [\[Melissa bra\]](#), go to [\[Melissa and Julia's room\]](#) and say to Julia *"Oh... Music here is still very loud..."*. Go to [\[mom's bedroom\]](#) and say *"Mom... It's very quiet here..."*. Willy offers to ask aunt Leonora for some jazz music
- Go back to [\[Minora town\]](#) and say to aunt Leonora *"This is nice music that plays here"*. Now go to [\[Isabel's room\]](#) and say *"I need to ask you something..."*
- Go back to [\[mom's place\]](#) and say to her *"I asked Isabel about music they have there"*. Finally go to Melissa and say *"I checked Julia and mom"* followed by *"Undress and join Melissa in shower"*. In there say *"Enjoying..."* and *"Tell her more"*. Enjoy 😊. Afterwards say *"That was great!"* and Willy says he needs to visit his therapist

Neighbor

- Go to [\[Minora town\]](#), enter [\[Stella's house\]](#) and *"Talk about her new job"*. She wants to help Willy so *"Unzip pants and take your cock out"*. Afterwards say *"I better go now"* and Willy's Dick suggest visiting Emanuelle
- Go to the [\[motel\]](#) and enter the [\[door\]](#) of room 2. Talk to Blake and *"Explain who you are"*, *"Try to solve situation"* and offer *"I'll go to Hotaboo"*. Before leaving grab [\[Emanuelle bra\]](#)
- Go to the [\[HoTaboo\]](#) and tell Domina *"I need to buy condoms"*. Because of all the confusion Willy gets them for free
- Go back to the [\[motel\]](#) and say to Blake *"I have condom for you"* and of course *"About fucking Emanuelle"*. Now say to Emanuelle *"I wanna ... fuck you now"*. Enjoy 😊. Afterwards say to her *"Thank you for this ... reward"* and Willy says he needs to visit his therapist

Main

When can the second digital *Art of Pornography* issue be bought?

- Go to [Erohide] and tell Gabrielle *"I came back for my hypnosis session"*. Enjoy 😊. Afterwards ask *"Did hypnosis help you figure out my problems yet?"* ([bookmark44.dat](#) **mom** and [bookmark45.dat](#) **neighbor**) and Willy's dick suggest a visit to Selina

Found items:

Inventory car key, apartment key, valve, VIP theater special, old coin (**side quest**), dagger (**side quest**), old coin (**side quest**), old coin (**side quest**), pen, Life is a mess 2, platinum card


Dolls (101) Violette (g, **mom**), Natalie (s)

Photos (442) Violette (11/14, **mom**), Natalie (21/37)

Lingerie (19) Melissa bra (**mom**), Emanuelle bra (**neighbor**)

Portfolio (8) -

Fiona's fury



If you started the *Coin collecting* (page [102](#)) side quest, part **F** and **G** can now be done



If you've done the *Future telling* (page [100](#)) side quest, Willy can now help Mrs. Camila (page [135](#)) to earn some money

- Go to [\[Los Labia\]](#). and say to Selina "*May I ask you something?*". She tells Willy that Charlotta needs his help. Walk to [\[Los Labia North\]](#) and say to her "*Selina told me that...*". She tells Willy that her husband has lost all the toys of her puppy. Walk to [\[Main street\]](#) and say to Lucas "*Ehm... I want to ask you about your dog*". He tells that they could be all over the city, but Willy's dick has two suggestions: he likes whores and he is friend with Giulio



At this point Willy knows three working girls: [\[Rose bar\]](#), [\[Majora street West\]](#) - no [\[dog toy\]](#) here! - and the one he helped in the *Platinum girl* episode (page [9](#)) at [\[Majora street\]](#)

- Visit the working girls at [\[Rose bar\]](#) and [\[Majora street\]](#). Then go to the [\[back alley\]](#) at [\[Giulio's car service\]](#). Search all three locations for a [\[dog toy\]](#). See above images if needed, they are in the same order as mentioned...

- Now go back to Charlotta and drop the three toys on her to unlock the question *"About dog toys..."*. She wants to thank Willy, but Fausto doesn't know where the keys of the guest house are. He's the husband of Mrs. Camila so ask her *"Charlotta need key for guest house"*. She tells that Selina was the last one with guests, so go ask her *"I am looking for guest room key..."*



If you've done the *Future telling* (page [100](#)) side quest, Willy can now help Mrs. Camila (page [135](#)) to earn some money



In After giving the **[guest room key]** to Charlotta he can say *"I am ready to go inside..."* and enjoy his reward 😊. However there are three empty spots in the sex options so it is clear that three more dog toys need to be found. In this walkthrough we collect the reward in the last part of the *Dog toys* (page [110](#)) side quest...

- Now go back to Charlotta and give her the **[guest room key]** from the inventory. Then say *"I need to go now..."* and Willy's dick suggest to tell Sophie were Mary lives. Although for now Willy doesn't have sex - see tip above for the reason - the **[Charlotta gold]** doll can be found at the same position as her other dolls...



At this point another side quest can be started. If you want part **A** of *Dog toys* (page [110](#)) side quest can now be done



In the *Need a drink* (page [36](#)) episode Rose told Willy that Sophie was asking for Mary. Talking with Sophie in *Mia's insurance document* (page [38](#)) episode reveals that she is waiting for a girl - no name is mentioned - but you don't have to be a genius to know that the girl must be Mary. And last the photos in the *Blackmailing Mary* (page [64](#)) episode shows an connection between Mary and Sophie...

- Go to the **[office]** and *"Tell her about Mary"*. She will change into something more sexy and go there. Because that could take some time Willy's dick suggest a visit to Miss Skye in his apartment



If you started the *Happy ending* (page [105](#)) side quest, part **F** can now be done

- Go [home] and after entering his apartment Willy is in for a surprise. At the end of the transition scene Willy says he needs to warn Mary
- Go to [Mary's place] and enter her [bedroom]. Enjoy ☺. Or not, because Fiona will interrupt. Willy's dick suggest to warn Mrs. Maria...
- Go to [villa Gloria] and say to Heidi *"I need to speak with Mrs. Maria. It's urgent!"*. After preparing and maybe watching the dildo scene, say *"Mrs. Maria... I came here to..."*. Enjoy ☺. Or not, because Fiona will interrupt again. Afterwards Willy says he will go to Mary and see if he can fix the whole mess



If you started the *Happy ending* (page 105) side quest, part **G** can be done before going to Mary...

- Go back to [Mary's place] and enter her [bedroom] where a transition conversation automatically starts. Afterwards undress by clicking on the [armchair] and ask Sophie *"So... Will you jerk my cock now?"*. Willy can now finally enjoy! Now say to Mary *"So you think Fiona will cool down?"* and Willy says he will go to miss Skye's home (new location) because Fiona was yelling at her (*bookmark46.dat mom* and *bookmark47.dat neighbor*). Dress by clicking on [clothing], then grab [Sophie bra] and [Sophie panties]. [Exit apartment] and search for the [Sophie silver] doll and [Sophie (6)] photos

Found items:

Inventory car key, apartment key, valve, VIP theater special, old coin (**side quest**), dagger (**side quest**), old coin (**side quest**), old coin (**side quest**), pen, Life is a mess 2, platinum card, old coin (**side quest**), torch (**side quest**), dog toy (**side quest**)

Dolls (103) Sophie (s), **Violette (g, mom)**, Charlotta (g)

Photos (448) Violette (11/14, **mom**), Sophie (6/12)

Lingerie (21) Sophie panties, Sophie bra

Portfolio (8) -

Miss Skye's threesome

- Go to [Skye's house] (near [Doll house]), grab [Skye] portfolio and talk with miss Skye's mom Valerie by doing all the dialogue lines until a new line "*I came to see miss Skye*" appears. With that Willy discovers that Carlos is at the [pool]. Going there starts a transition scene and Willy's dick suggests to pick-up Rose. Before [leave pool] (right) grab miss [Skye (6)] photos
- Go to [Rose bar], ask Rose "*Hey Rose... I wanted to...*" and Natasha will interrupt. Now talk with her by doing all dialogue lines in which it becomes clear that another issue of the *Art of Pornography* magazine can be collected. Do at last the new line "*So what are your plans here?*" and she will go to [Lone beach]. Before going after her, grab the [Natasha bronze] doll. [Exit bar] and collect the [Natasha (5) (5)] photos
- Drive to [Cool Bay beach] and walk right to [Lone beach] to find Natasha. Again do all dialogue lines until a new "*Do you have a boyfriend?*" appears. In that dialogue Willy's dick suggest a visit to Monique and Yvonne in [Erohide]



Visit Nenad Asanovic's store in [Erohide] and buy the *Art of Pornography* issue #6 for \$20

When can the second digital *Art of Pornography* issue be bought?

- Ask Monique "*Yvonne new lessons*" and she says Yvonne is ready for another one. Go to [Yvonne bedroom] and say to her "*Your mom said you wanna try more lessons?*" followed by "*Ready for lesson two?*". Enjoy ☺. Afterwards speak with Monique again and say "*Yvonne enjoyed this lesson...*". Willy's dick reminds him that he still hasn't apologize to miss Skye
- Go back to [Skye's house] and say "*I wanted to apologize to you miss Skye*", followed by "*You know I was thinking...*". Enjoy ☺. Afterwards Willy's dick has another suggestion: fuck Gabriella as well. Before going grab the miss [Skye platinum] doll



During the *Fiona's fury* (page 73) episode miss Skye leaves Willy's apartment. By asking her about "*Sweet memories*" those sex scenes can now be relived

When can the second digital *Art of Pornography* issue be bought?

- Go to [Erohide] again and say to Gabriella *"I had another... weird episode today..."*. She suggest deep pene...hypnosis (*bookmark48.dat mom* and *bookmark49.dat neighbor*). Willy says of course *"I am ready for deep hypnosis"*. Afterwards say *"I think I'm going to the beach"* and grab the [Gabriella gold] doll. [Exit office] and search for the [Gabriella] portfolio

Found items:

Inventory car key, apartment key, valve, VIP theater special, old coin (**side quest**), dagger (**side quest**), old coin (**side quest**), old coin (**side quest**), pen, Life is a mess 2, platinum card, old coin (**side quest**), torch (**side quest**), dog toy (**side quest**)

Dolls (106) Natasha (b), **Violette (g, mom)**, Gabriella (g), Skye (p)

Photos (464) Skye (21/21), Violette (**11/14, mom**)

Lingerie (21) -

Portfolio (10) Skye, Gabriella

Visa for Natasha

- Go to [Cool bay beach] and there to [Lone beach]. Ask Natasha all dialogue lines until *"Undress and let her jerk your cock"* appears. This unlocks the [Natasha silver] doll. Afterwards say *"I need to check my mother-in-law"*
- Drive to [villa Gloria] and in the [garden] Willy can tell Mrs. Maria *"Oh I thought Heidi will be here"*. Then ask *"About Fiona"*, followed by *"Anyway... I better get going..."* and Willy says he needs to visit his aunt (**mom**) or a friend (**neighbor**) in [Minora town]



The [Maria] portfolio is unlocked after the *"Anyway... I better get going..."* line. It can be found in the [bathroom] of [Maria's place]. We will collect it later in the adventure...



Mrs. Maria says she is now alone and asks if Willy has some time. If you have, say *"Mrs. Maria?"* and enjoy 😊. With the exception of the new sideway and reverse cowgirl options they are the same as when Heidi and Mrs. Gloria were present. The main difference is choosing the order...



During the *Sexy clothing* (page 42) episode Mrs. Maria leaves her bedroom. By asking her about *"Sweet memories"* those sex scenes can now be relived

Mom

- Say to aunt Leonora *"I thought I could come by..."* and she will tell that Isabel wants to talk with him
- Enter [Isabel's room] and a transition scene will start. Afterwards say *"Wow... You're so... sexy"*, followed by *"So... You're going somewhere?"*. Now grab the [Isabel silver] doll
- Go to [living room] and *"Sit with your aunt and uncle"*. Say *"I dunno what to talk about"* and then *"Talk about fashion"*. This will make your uncle sleepy so he takes a nap. Now Willy can *"Be very naughty"*. Enjoy 😊. Afterwards say *"I need to go"* to both and then to aunt Leonora standing *"I am going to say bye to Isabel"* (**bookmark50.dat**)

- Enter [Isabel's room] again and say *"I just came to say that I am going now"*. Willy feels weird so Isabel suggests he gets naked as well. Of course *"Undress and chat with Isabel"*, *"Talk about this situation"* and *"Touch her belly"*. Enjoy 😊. Willy says he needs to tutor a girl in Erohide, so go to [living room] and search the [Leonora gold] doll

Neighbor

- Speak with Stella *"About Leila"*. Stella says Leila is in the [bathroom] and wants to talk with Willy
- Ask Leila *"Stella said you need to speak to me?"*, followed by *"I need to go back to Stella now..."*. Grab the [Leila silver] doll
- [Exit bathroom] and say to Stella *"Leila just wanted some... fashion advice"*. Of course Willy says *"I want to spank that sexy ass"*. Enjoy 😊. Afterwards say *"I guess I am going now"* (*bookmark51.dat*) and Stella asks if he said good bye to Leila
- Go to the [bathroom] again and say *"I just came back to say bye to you"* and she wants to see Willy naked. Of course *"Undress and chat with Leila"*, *"Well... Hi again"* and *"Jerk it off"*. Enjoy 😊. Willy says he needs to tutor a girl in Erohide, so [exit bathroom] and grab the [Stella gold] doll

Found items:

Inventory car key, apartment key, valve, VIP theater special, old coin (**side quest**), dagger (**side quest**), old coin (**side quest**), old coin (**side quest**), pen, Life is a mess 2, platinum card, old coin (**side quest**), torch (**side quest**), dog toy (**side quest**)

Dolls (109) Isabel (s, **mom**), Leila (s, **neighbor**), Natasha (s), **Violette (g, mom)**, Leonora (g, **mom**), Stella (g, **neighbor**)

Photos (464) **Violette (11/14, mom)**

Lingerie (21) -

Portfolio (10) -

Separate lessons

When can the second digital *Art of Pornography* issue be bought?

- Drive to [Erohide], say to Yvonne *"I was thinking... If you need more lessons..."* and of course *"Let's do anal practice"*. Enjoy ☺. After Yvonne's suggestion say *"I am ready for full lessons practice"* and Steve goes to Mrs. Monique. Enjoy again ☺. Now search for the [Yvonne gold] doll, [exit bedroom] and say to Mrs. Monique *"I just wanted to ask... About Steve"*. Willy says he is going to the beach...
- Go to [Cool Bay beach] and say to Natasha *"I am back..."* (*bookmark52.dat mom* and *bookmark53.dat neighbor*). Willy wants prove that she can satisfy him. Of course say *"I am ready for titjob"*. Enjoy ☺. Afterwards say *"I need to go to visit my mother-in-law again"*

Found items:

Inventory car key, apartment key, valve, VIP theater special, old coin (**side quest**), dagger (**side quest**), old coin (**side quest**), old coin (**side quest**), pen, Life is a mess 2, platinum card, old coin (**side quest**), torch (**side quest**), dog toy (**side quest**)

Dolls (110) Violette (g, **mom**), Yvonne (g)

Photos (464) Violette (11/14, **mom**)

Lingerie (21) -

Portfolio (10) -

Spore island



In the following side quest you **MUST** ask Harley Hardwood *"I just came to see did you find Mrs. Maria"*. If you don't want to see the threesome, say *"Bye"* instead. The [Maria platinum] doll is unlocked in both cases and we will collect it later in the adventure...



At this point in the main adventure it is possible to unlock the [Maria platinum] doll. Go to the [garden] and about *"Favor for Mrs. Maria"*. Go back to [villa yard] and ask [Harley Hardwood] *"Your name is Harley Hardwood?"*. This will send him to Mrs. Maria. Go back to the [garden] again and ask him *"I just came to see did you find Mrs. Maria"*. She interrupts and asks if they want to have a threesome. Depending on your preference say *"I am ready for threesome..."* or *"Bye"* as explained in the tip above...

- Drive to [villa Gloria] and *"Ask about lady Gloria"* from Mrs. Maria and she will arrange a visit to [Gloria's yacht] (new location) docked at Spore island
- There walk to the far right to find Heidi. Say *"Mrs. Maria sent me here..."* and she tells Willy to talk with the captain. [Get on yacht] - Willy undresses to his boxers automatically - and search for [Heidi] portfolio. Talk with Harmony - girl in red swimsuit and captain hat - to start a transition scene were Willy enters the cabin were lady Gloria is sitting. Say to her *"This yacht is amazing lady Gloria"*, *"About Elvira"* (daughter) and then *"About Megan"* (niece). Collect the [Gloria (5)] photos and [Megan bronze] doll when going left. then say to Megan *"My name is Willy"*. Now go to [yacht deck], [upper deck] and say to Elvira *"I just met Megan"*. She thinks that inviting Angel over could help Megan relax...
- Go to the [HoTaboo] and say to Angel *"I just met your friend Megan"*. She promises to come later...



If you started the *Script completion* (page 109) side quest, part **F** can now be done (don't by lube if you didn't ask pages from Danielle while she was at [Rose bar]!)



If you load v029 through **autosaves** for the **mom** ([bookmark54.dat](#)) path or **neighbor** ([bookmark55.dat](#)) path, Willy must start with *"Wanna hang out on the beach?"* to unlock the [Heidi gold] doll...

- Go back to [Gloria's yacht] and say to lady Gloria *"I think I know how to help Megan"*, followed by *"I want to ask you something about Heidi"*. Of course Willy goes asking her *"Hang out with Heidi"* ([bookmark54.dat mom](#) and [bookmark55.dat neighbor](#)) and *"Wanna hang out on the beach?"*. Enjoy ☺. Afterwards say *"I'm going to Hillwood again"* but before driving there go to the [upper deck] and search for the [Heidi gold] doll and [Gloria (4)] photos

Found items:

Inventory car key, apartment key, valve, VIP theater special, old coin (**side quest**), dagger (**side quest**), old coin (**side quest**), old coin (**side quest**), pen, Life is a mess 2, platinum card, old coin (**side quest**), torch (**side quest**), dog toy (**side quest**)

Dolls (112) Megan (b), **Violette (g, mom)**, Heidi (g)

Photos (473) Violette (11/14, **mom**), Gloria (19/19)

Lingerie (21) -

Portfolio (11) Heidi

Diane's threesome



- Go to [Hillwood] and ask Nenad *"Where's Daisy"*. She's gone home to study the script further



If you started the *Happy ending* (page 105) side quest, part **H** can now be done

Positions with only page 1 - main adventure - gives hard fuck, blowjob and cum, page 2 gives doggy and page 3 gives sweet and rough anal. The last without lube, she says something about anal at the start. **This** anal doesn't count for the movie, only the one with **lube** does!

According to Nenad after the practice below the [Daisy] portfolio is also unlocked in v035 and higher!

- Go [Home] and *"So... You'll be an actress in Nenad's movie..."*, *"Is Nenad satisfied with your audition?"* and off course *"Let's practice those sex scenes"*. Enjoy ☺. Afterwards say *"I'm gonna go see Diane now"*



The practice (earlier if you give pages while in Hillwood?) unlocks the [Daisy gold] doll and [Daisy (7) (5)] photos in [Hillwood]. We will collect them later in the adventure...

- Go to [Maria's house] and say to Diane *"Oh... You're awake now..."* followed by *"Ask about her pain"*. Willy promises to buy anal cream in the [HoTaboo]



The [Maria] portfolio was unlocked in the *Visa for Natasha* (page 78) episode, so go find it in the [bathroom]



If you unlocked the [Maria gold] doll in the *Spore island* (page 81) episode, it can also be found in the [bathroom]

- Go to the [HoTaboo] and ask Domina “*I need cream for the anus...*”. She is out of stock, but Selina can make it from orange essence



Because Willy needs to visit [Treehole cabin] for the main adventure anyway he can deliver a package to Gina (page 132) to earn some money



Another opportunity to earn money by visiting the [Treehole cabin] can now be unlocked if you did - or you can do it now - part **A** of the *Chamber of Lust* (page 124) side quest. In that case you have the [church] location on the map (just North-East from [Minora town]). For unlocking the money earning opportunity part **A** of the *Virginity key* (page 117) side quest can now be done... (make separate Church side quest, use Orion Star hotel as an example!)



Besides money there is another reason to do part **A** of the *Virginity key* (page 117) side quest. Afterwards Willy can [enter church] were two other side quest can be started...

The final reason for a visit to the [church] is doing part **H** of the *Coin collecting* (page 102) side quest. When [enter church] becomes possible the location of the last coin can be unlocked as well!



In front of the [church] Willy can also find some [money] (\$10)

- Go to [Treehole cabin] and see *Making essences* (page 133) on how to make an orange essence by combining a yellow and red petal



If you talked with sister Larissa, I recommend to make the full set of essences and finally grab the three petals as well. Sell everything to her **EXCEPT** of course the orange one. Willy earns \$655 for this part of the trip to [Treehole cabin]...



If you started the *Virginity key* (page 117) side quest, part **B** and **C** can now be done



At this point another side quest can be started. If you want part **A** of *Sisterhood* (page [112](#)) side quest can now be done. This unlocks the [\[university\]](#) location (after rewrite above, do also the nun side quest!)



Gina has now the option "*Different way of payment*" If you bring package from top of treehole cabin to Gina, she will offer you a "different payment method" hear what she is saying about it... now you will be able to give her package for money as before or you can take her body as reward... Each time you enter her sex scene you will have random choice of poses (animations) with her. There are 7 different animations to see + cum so this animations are under buttons: Anal, R Anal, Doggy, R Cow, Blowjob, Missionary, Sideway and Cum. Cum will always be open but each time you enter this scene random ones will open as well. Some have more chance to be open some less. With some luck with few visits on her sex scene you will be able to see them all.



If you've done the *Future telling* (page [100](#)) side quest, Willy can now help Mrs. Camila (page [135](#)) to earn some money

- Go to [\[Los Labia\]](#) and drop the [\[orange essence\]](#) from the inventory on Selina to get [\[anus cream\]](#)
- Go back to [\[Diane's room\]](#) were a transition scene starts. Of course afterwards Willy asks Diane "*Would you like to do a threesome now?*". Enjoy 😊. Afterwards say to Diane "*I am going to see what Daisy is doing*" ([bookmark56.dat mom](#) and [bookmark57.dat neighbor](#)). But before going there change into swimming wear in [\[Nadya's room\]](#) and go to the [\[pool\]](#), search for the [\[Diane platinum\]](#) doll and dress again...



Now that Diane is awake and Nadya has left her room, both can be asked about "*Sweet memories*" to revisit those sex scenes

Found items:

Inventory car key, apartment key, valve, VIP theater special, old coin (**side quest**), dagger (**side quest**), old coin (**side quest**), old coin (**side quest**), pen, Life is a mess 2, platinum card, old coin (**side quest**), torch (**side quest**), dog toy (**side quest**), old coin (**side quest**)

Dolls (114) Violette (g, **mom**), Maria (g), Diane (p)

Photos (473) Violette (11/14, **mom**)

Lingerie (21) -

Portfolio (12) Maria

Helping Megan

- Drive [home] and “Hear Daisy news”. Nenad wants her in another movie as well!
- Go to [Hillwood] and ask Nenad “Daisy told me you want her in another movie...”. Willy suggests Maya for the other role (check if photos and doll are collected if you play side quest during main adventure, else they can be collected now)



I **ADVISE** you to do the following side quest. It unlocks an extra anal scene in the Maya in the *Lesbian practice* (page 89) episode. Else she will refuse to do it there...



For the story it's more natural to give Maya [Life is a mess 2] first by dropping it on her from the inventory. Then ask “So? Will you let me fuck your ass now?”. This unlocks the [Maya (5) (6)] photos outside...



Afterwards this scene is added in “Sweet memories” and as option in her sex positions

- Go to [Maya's street] and “Talk about Nenad's movie”. She will think about it and Willy says he needs to check a friend in the [HoTaboo]
- Angel isn't in the [clothing section] so ask Domina “Is Angel here?”. She has already gone to Spore island
- Drive to [Gloria's yacht] and say to lady Gloria “I can't find Megan”. They are gone to the beach. Now ask Heidi “Do you know where is the beach Megan went to?” and this will open [beach] right of her. There go to [Gloria's beach] and do all dialogue lines with Angel until “Talk with Megan” appears. Now again do all lines until “Cuddle with Angel and Megan” becomes possible. Enjoy 😊



Afterwards it is possible to “Kiss Megan” alone

- Go back to lady Gloria and say “I think Megan is now much more relaxed...”. She is a lesbian but Willy may ask “Can you jerk my cock?”.

However either way he must tell her *"I need to visit Megan's friend"* to continue with the main adventure

- Go to [HoTaboo] and Angel has a new outfit, hair and make-up. So say to her *"Oh my God! Angel?"* and Willy's dick suggests to visit Julia (**mom**) or Eve (**neighbor**)

Mom

- Got to [mom's place] and say *"Julia, I want to..."*. Enjoy ☺. Afterwards "Talk about what happened" (*bookmark56.dat*) and *"Visit Isabel"*. But first collect the [Julia] portfolio

Neighbor

- Go [home] and say *"Eve... I really want to fuck you..."* followed by *"Fuck her hard"*. This finally opens the option to choose positions. Afterwards ask *"Did you like me fucking you hard?"* (*bookmark?*) followed by *"Visit Leila"*. Willy promises to tell Leila that Eve is free for shopping. Before going collect the [Eve] portfolio and in the [living room] the [Amanda] portfolio

Found items:

Inventory car key, apartment key, valve, VIP theater special, old coin (**side quest**), dagger (**side quest**), old coin (**side quest**), old coin (**side quest**), pen, Life is a mess 2, platinum card, old coin (**side quest**), torch (**side quest**), dog toy (**side quest**), old coin (**side quest**)

Dolls (114) Violette (g, **mom**)

Photos (496) Maya (30/30), Violette (11/14, **mom**)

Lingerie (21) -

Portfolio (13) Julia

Lesbian practice

Mom

- Go to [Minora town] and inform Isabel *"Julia said you are going shopping on Monday"* and *"Kiss with Isabel"*. Enjoy 😊. Afterwards say *"I'm going to Hillwood now"*, but before going grab the [Isabel gold] doll in the [living room]

Neighbor

- Go to [Minora town] and tell Leila *"Eve sent me"* and of course *"Jerk on her ass"*. Enjoy 😊. Afterwards say *"I'm going to Hillwood now"*, but before going grab the [Leila gold] doll

Main

- Go to [Hillwood] and ask Nenad *"So... When you will do audition for new movie?"*. For that he needs two dresses for the main actress from the [HoTaboo]
- Go to [HoTaboo] and say *"Hi Angel... I came to pick up package"*. She says it is already sent by courier, so Willy needs to talk with Daisy and Maya

CHECK: This is the last chance to practice anal with Daisy. If Willy didn't do this, she will refuse to do it in the practice. Put this at tip earlier if possible...

- Go [home] and tell Daisy *"I was at Hillwood studio"* and she will go there after taking a shower
- Go to [Maya's street] and ask her *"Did you think about audition for the movie?"*. She will take a shower and then go there...
- Go to [Hillwood] again and inside on the right side of the screen Willy can enter [studio B]. Say *"I'm here"* and keep doing the new lines that appear including *"More practice"*. At that point Willy's dick wants to fuck a lesbian and suggests Sophie...
- Go to [Mary's place] and say *"Sophie... I really like you"*. Enjoy 😊. Afterwards ask Sophie *"Did I hurt you? You don't look to happy about this"* (**bookmark60.dat mom** and **bookmark61.dat neighbor**). Then say to Mary *"I'm going back to Hillwood now"*

Found items:

Inventory car key, apartment key, valve, VIP theater special, old coin (**side quest**), dagger (**side quest**), old coin (**side quest**), old coin (**side quest**), pen, Life is a mess 2, platinum card, old coin (**side quest**), torch (**side quest**), dog toy (**side quest**), old coin (**side quest**)

Dolls (115) Violette (g, **mom**), Isabel (g, **mom**), Leila (g, **neighbor**)

Photos (496) Violette (11/14, **mom**)

Lingerie (21) -

Portfolio (13) -

Daisy's threesome

- Go to [Hillwood], enter [studio B] and say *"So... Maya are you ready for more rehearsal?"*. She needs to go home because her mother needs a favor. Willy says he will ask her what it is about...
- Go to [Maya's street] and say to Sandra *"Maya is at Hillwood"*. She wanted to tell Maya that they won't be able to go on vacation to Spore island because it is too expensive. Willy says he will talk with lady Gloria about that...
- Go to [Gloria's yacht] and say *"I was wondering if I could ask a favor of you lady Gloria"*. She will offer a discount if Willy hangs out with Megan. Because Willy is a gentleman he promises to do that. Say to Megan *"I wanted to hang out with you a bit"*. Enjoy ☺. Grab the [Megan silver] doll and go back to lady Gloria. Tell her *"I was with Megan"* and she is so happy about that, that Willy's friends are invited for free!
- Go back to [Maya's street] and tell Sandra *"I spoke with lady Gloria"*. She wants to surprise Maya so Willy can only say that the problem is solved...



In the threesome below Willy will automatically try to fuck both in the ass as well. Daisy, Maya or both will refuse to do it if you didn't do anal with them earlier in the game...

- Go back to [Hillwood] and say *"I was at your place, Maya"*, off course followed with *"Join Mary and Daisy"*. Enjoy ☺. Afterwards say *"I need to go to HoTaboo now"* (**bookmark62.dat mom** and **bookmark63.dat neighbor**). Before going there search for the [Daisy platinum] doll in the main studio...

Found items:

Inventory car key, apartment key, valve, VIP theater special, old coin (**side quest**), dagger (**side quest**), old coin (**side quest**), old coin (**side quest**), pen, Life is a mess 2, platinum card, old coin (**side quest**), torch (**side quest**), dog toy (**side quest**), old coin (**side quest**)

Dolls (117) Megan (s), Violette (g, **mom**), Daisy (p)

Photos (496) Violette (11/14, **mom**)

Lingerie (21) -

Portfolio (13) -

Date with Angel



In the dialogue below Angel says Francesca is filling in for her. You can talk with her – and of course *“Buy clothing”* – in the [clothing section] inside, but that’s it for now...

- At the [HoTaboo] Angel is outside waiting. Speak with her and it becomes clear she is ready for the promised date. This starts a transition scene in [Rose bar]. Do all lines including the *“Kiss Angel”*. This starts another transition to Willy’s apartment. Enjoy 😊. Afterwards say *“That was amazing Angel!”* and she tells him to visit Megan now...



Finishing the date unlocks the [Angel gold] doll at the counter in the [Hotaboo]. We will collect it later in the adventure...

- Go to [Gloria’s yacht] again and say to Megan *“Angel said you wanted to see me”*. Enjoy 😊. Afterwards say *“That was amazing Megan...”* and Willy says he is going to lady Gloria. Go there after collecting the [Megan gold] doll. Tell lady Gloria *“I was with Megan again”*. She wants to reward him. Enjoy again 😊. Then say *“I’m going now”* (bookmarks?) and Willy mentions he is going to visit Melissa (**mom**) or Emanuelle (**neighbor**)



Go to [upper deck] and *“Talk about lady Gloria”* with Elvira and read very carefully! Willy is still not sure if he understood correctly, so *“Ask about help”* and then off course *“Miss Elvira... Can I... Fuck your titties... Please?”*

Found items:

Inventory car key, apartment key, valve, VIP theater special, old coin (**side quest**), dagger (**side quest**), old coin (**side quest**), old coin (**side quest**), pen, Life is a mess 2, platinum card, old coin (**side quest**), torch (**side quest**), dog toy (**side quest**), old coin (**side quest**)

Dolls (118) Violette (g, **mom**), Megan (g)

Photos (496) Violette (11/14, **mom**)

Lingerie (21) -

Portfolio (13) -

Threesome surprise

- (v034 only) Say to lady Gloria *"I'm going now"* and Willy mentions he is going to visit Melissa (**mom**) or Emanuelle (**neighbor**)

Mom

- Go to [mom's place]. [Melissa] portfolio Melissa is now in [mom's bedroom] so say *"Melissa... I just wanted to... Ehm..."*. The conversation is very cryptic because mom is present, but Willy understands what she is implying...
- So go to [Minora town] and say to Isabel *"Melissa said you wanted me to come..."* and a transition scene starts. Enjoy 😊. Afterwards say *"I need to go back to Melissa"*
- Go back to [mom's place] again and ask Melissa *"Did you get pictures from Isabel?"* and another transition scene starts. Enjoy again 😊. (unlocked after threesome?) Go to the [living room] to search for the [Violette (5)] photos and the [bathroom] for collecting the [Violette platinum] doll

Neighbor

- Go to the [motel] in Los Labia and enter [door] 2. First go to the [bathroom] to collect the [Emanuelle] portfolio and then say *"Hi..."* to Emanuelle. Blake has left her, so she declares that Willy is now her boyfriend. She wants to go to his place which will automatically happen in a transition scene...
- At [home] she hurts her ankle on the stairs - remember that the elevator broke in the *Miss Skye's blowjob* (page 4) episode - which starts another transition where Amanda will help her. Because they ignore Willy, his dick suggests a visit to Leila
- Go to [Minora town] and say to Leila *"I was thinking about you since we... you know"*. Enjoy 😊. Afterwards say *"That was fantastic Leila!"* and Willy mentions a visit to his neighbor...



Go to [Alan's apartment] and see the new *"Sideway"* position with Amanda when she is naked (must check, or is it earlier?)

- Go back [home] again and talk with Amanda and Emanuelle. This will start a transition to a threesome in Amanda's bedroom. Enjoy again 😊.

(unlocked after threesome?) Go to the [living room] to collect the [Amanda platinum] doll ([Amanda (5)] photos?)

Open world

- **Mom:** After you had sex with Julia with normal sex scene (with buttons) you can give her a gift. So go to Natalie's apartment in Majora street and pick up pink teddy bear. Give it to Julia and after ask for anal. After you are done with anal try Willy will say that he will bring some lube. So go to hotaboo and buy some lube. Bring lube to Julia and give it to her. Now you will have full anal scene open...
- **Neighbor:** After you have Eve sex scene (standard one with sex buttons) you can give her gift. Go to Majora street and enter Natalie's apartment. Take pink teddy bear and bring it back to Eve. Give teddy to Eve and she will when talking with her want to reward you with anal sex. After anal try go buy some lube in hotaboo and bring it back to Eve. Use lube on her and whole anal scene will unlock.
- **Main:** After you learn all things from Brianna about submissive girls. You may talk with her about Natalie's situation. Now go to hotel hall and speak with Natalie (piano girl) after she explain all to you... you will have option to come closer to her... explore yourself what that means...

To do:

- Check yellow marker lines above in next play (**neighbor** path)
- Check all numbers and inventory when newer versions adds collectibles
- New screenshots without grabbing hand (**Sophie bronze, Eliza gold, Claudia gold**) and new gift screenshots
- Rearrange *Secret Garden of Desire* (page 119) like *Orion Star hotel* (page 115)
- Make a *Church* chapter like *Orion Star hotel* (page 115)
- Complete the partly rewrite of *Diane's threesome* (page 83) episode
- Recheck doing an not doing the *Script completion* (page 109) side quest in the main adventure
- Add Amy **A-D** as side quest in main adventure, add part **E** in the second visit to the **[Doll house]**
- Incorporate the following loose ends in future versions:
 - **[Sophie (6)]** photos in front of the **[office]**
 - Collect the **[Angel gold]** doll at the **[Hotaboo]**
 - When can the *Art of Pornography* (digital 2) be bought?
 - Add part **A** (more?) of *Candycare* when visiting the **[hospital]**
 - Add part **I** and further of *Happy ending* when visiting the **[Doll house]**
 - Add **B** or **C** *Dogtoys* when visiting **[Neal's place]** or **[Jeb village]**
 - **Mom**: Go to **[mom's bedroom]** and change her into the V-dress, then say "*You look so hot in that V-dress*". Because she doesn't want to spoil this dress an "*Anal*" position is unlocked when she is naked. Also new is the "*Sideway*" position
 - **Neighbor**: **(included?)** Go to **[Alan's apartment]** and see the new "*Sideway*" position with Amanda when she is naked

Open world



This game has two parts: main adventure and open world side quests. As said at the beginning, this walkthrough is based on the most efficient way to finish from the start to the latest episode. That means I also did part of the side quests when it can be logically or easily done in the main adventure. However some are (for the moment?) not done, so not all collectibles are found. In this part I will guide you through the rest of the side quests and finish up some loose ends as well

- (include as tip when Willy is at the office again!) Willy collected 6 of the 12 photos of Sophie so its is logical to find the other [Sophie (6)] photos in front of the [office]
- (include as tip when Willy is in the Hotaboo again!) collect the [Angel gold] doll at the counter in the [Hotaboo] (warning from the Domina)
- The complete *Future telling* (page 100) side quest is included in the main adventure. You can do it now if you chose for no distractions during that part
- At the moment one of the three extra dog toys in the *Dog toys* (page 110) side quest is found in the main adventure. You can now do parts **B**, **C** and **D** or all if you chose for no distractions during that part



On the street in [port Duck] Willy can find some [money] (\$10)

- Go to [Port Duck] and ask the warehouse supervisor “*I would like to help in the warehouse*” (see page 133 for more information about the job). Enter the [warehouse] and Willy can only speak with Savannah for now...





From start (v034) up till this point, I earned \$12.049 and spend \$5.448. Including the \$100 at the start gives a total left of \$6.701. Including the \$750 from the [creditcard] this is still not enough for finishing the game. For now grab enough money from the pile in [Majora street West]

- Do the parts in the *Clothing section* (page [107](#)) not done yet, this will depend on the earned money during the main adventure. Do all parts if you choose for no distractions in the main adventure
- Go to Nenad's store in [\[Erohide\]](#) if you didn't buy everything yet. See the side quest tip in the *Sex lesson* (page [54](#)) episode on how to unlock having sex with Victoria. [\(probably done!\)](#) Check if you have the second digital issue of *Art of Pornography*, if not you now know where it can be bought (\$200)
- [\(This part must be rewritten, see all the yellow marker lines in the Daisy's threesome episode: in v034 it was possible to collect pages in Danielle's apartment, but if you didn't give them, the rehearsals for the second movie is now started. This will hopefully be resolved in v036\)](#) Willy promised in the *Script completion* (page [109](#)) side quest to buy lube for Daisy. You can now do parts **F** and **G**. If you chose for no distractions in the main adventure you can do part **A** but not the rest because Danielle is now at home. If you want to see the rest of the script changes go to the main menu and load through **Autosaves** v018. Now start at the beginning of the *Script changes* (page [60](#)) episode till the point where Willy needs to visit [\[Jeb village\]](#) and then continue with this side quest. [This will hopefully be solved in v028...](#)
- If you opened the *Secret Garden of Desire* (page [119](#)), you probably also did everything except [\(check in next play\)](#) part **E** of **Amy** (page [120](#)). Now finish this side quest by doing the mentioned part **E** of **Amy** or all if you chose for no distractions in the main adventure
- Finish the *Happy ending* (page [105](#)) side quest. If you started this in the main adventure, you probably can start with part **I** [\(check what's done in the next play\)](#)
- If you haven't opened the *Chamber of Lust* (page [122](#)), then it is time to correct this mistake 😊. Afterwards do part **A** - for now the only one - of the side quests (page [124](#)) to unlock the [\[church\]](#) location
- [\(check what's done in the next play\)](#) Check if you've done everything except parts **C** and higher of **Tatiana** in the *Church* (page [117](#)). If not, do those now. This should unlock the [\[university\]](#) location
- [\(check what's done in the next play\)](#) Check if you've done everything in the *University* (page [118](#)) and the *Sisterhood* (page [112](#)) side quest. If not, do those now
- If you did all the mentioned side quest in the main adventure only one coin for the *Coin collecting* (page [102](#)) side quest must be found. Now

do parts **I**, **J** and **K** or the complete episode if you chose for no distractions above

- **START HERE:** At the moment there is some unfinished things in the [Orion Star hotel] (page 115) so start from **D** till the end or all if you chose for no distractions in the main adventure
- Do the complete *Willy's heaven* (page 126) episode including the side quest
- This is the end of all that can be done or seen v028 of this game. Feel free to visit favorite characters again and enjoy there scenes. Willy has also collected 123 dolls, 499 photos, 21 lingerie, 8 portfolios and 8 issues of the *Art of Pornography* magazine. If not you've forgotten things. Please check the photos after the spoiler (page 139) to see what is missing and use that information to locate the location or unlocking above...

Future telling



Throughout the main adventure Willy can find six pages from an ancient book if you unlock this side quest: find out why Selina is very good at predicting the future 😊. You can also do this after the main adventure. I will hint at this side quest in the walkthrough by mentioning the corresponding letters below.

- A) Enter [Selina's house] and ask her *"Can you read my future?"*. She tells that her hand doesn't slide on the crystal ball very smoothly. Then ask her about the *"Ancient book"*. If Willy finds any missing pages she will tell his future for free. Ask *"Hint about ancient book pages"* and Selina gives three hints for locations:
 1. Where the wind blows and then it suddenly stops
 2. In front of door of big mouse hole
 3. And by the car that only sits on the road
- B) The fourth page of the ancient book can be recovered by asking Mrs. Camila *"I am searching for pages from an old book"*. She has found one, but wants a rose for it. Willy remembers the roses by Mrs. Maria's new fountain
- C) The third clue is obviously the car Lucas is repairing on [Main street]. Use the image above if you can't find [page 1]
- D) Go to [Maria's room] and ask *"Do you have some hand cream?"* to get a tube of [hand cream]. If you do this side quest after the main adventure she is not in her room anymore. Instead go to the [bathroom] and get the [hand cream] - see picture above - there

- E) Change to swimming gear in [Nadia's room] and then go to the [fountain]. Investigate the [roses] and Willy will pick one for his inventory
- F) Go to [Los Labia South] and tell Mrs. Camila "I've a rose for you". In exchange she gives you [page 4] of the ancient book
- G) Go to the top of [Treehole cabin] and pick up [page 3]. If you are doing a job for Giulio or Gina it is beneath the package, so pick that up first
- H) Go to [Claudia's street] and search for [page 6]
- I) The second clue points to the [sewer] in [Jeb village] where Willy saw a rat. The clues from Selina are confusing and the rat is probably the mentioned mouse. Search in the rocky and weed part before the [sewer entrance] and pick up [page 2]
- J) Go to [Minora town] and search for [page 5]
- K) Now that all six pages are found, it's time to find out why Selina is very good at predicting the future. In part **A** she told that her hands didn't slide smoothly across the crystal ball, so drop the [hand cream] on her. Now drop one by one the six pages as well and finally ask her "Can you read my future?". Afterwards search for the [Selina silver], [Selina gold] doll and [Selina] portfolio. Remember where you found her first doll?



You can probably guess what the pages will do. Page 1 is behind position, page 2 is blowjob, page 3 is missionary position, page 4 is anal, page 5 is cowgirl and page 6 is reverse cowgirl. The [hand cream] opens the possibility of sex with only "Cum" as option...

Giving the [hand cream] also unlocks the [Selina silver] doll and [page 4] gives as reward the [Selina gold] doll

Coin collecting



Throughout the main adventure Willy can find six coins for Brenda. You can do this after the main adventure as far as I know. I will hint at this side quest in the walkthrough by mentioning the corresponding letters below.

A) Go to [Orion Star hotel], [enter hotel] and go to the [reception] area. In this side quest we focus on Brenda and she is the one sitting. Watch her first because depending on how she crosses her legs a set of [Brenda (7)] photos can be grabbed. The [Brenda bronze] doll is easily visible, so no problems there. Now ask *"What are you doing here?"* and *"Can you tell me about the coins you collect?"*. Then ask her husband Orson *"Do you know where I can find old coins?"* to get five clues:

1. Some from a fountain
2. Some from the hill: whenever I see ominous looking shadows I always check the rocks around it
3. In Los labia some old houses have holes in the walls were people put coins to protect from evil spirits
4. Lot of people drop small coins by the church...
5. ...or in old streets like Hoodend

B) [Claudia's street] is in Hoodend so search here for an [old coin]

C) The second clue points to the mountain wall beside the road to the top of [Treehole cabin]. If you did the tip in the *Relaxing at the beach* (page 28) episode you know that for getting this coin Willy needs something pointy. This is the [dagger] which can be obtained when opening the

Secret Garden of Desire (page [119](#)). **BEFORE** leaving the [\[Doll house\]](#) read the following three tips as well: [\(include in main adventure instead of here!\)](#)



At this point another side quest can be started. If you want part **A** of the *Happy ending* (page [105](#)) can now be done



The easiest way to earn money when the money pile (page [135](#)) is no longer available, is betting on the blowjob competition. How this works is explained in part **B** - read the tip between part **A** and **B** about saving as well! - of the *Secret Garden of Desire* (page [119](#)) side quests



If you want - or need the money - part **B** and **C** of the *Secret Garden of Desire* (page [119](#)) side quests can now be done

- D) Go to [\[Treehole cabin\]](#) and on the small road up to the [\[fence\]](#) four [\[rock\]](#)s can be investigated. Drop the [\[dagger\]](#) on the last one going uphill or the first one going downhill and Willy gets an [\[old coin\]](#)
- E) The first clue is of course the [\[fountain\]](#) in [\[Jeb village\]](#) which Willy got running again in the *practice wit Dee Dee* (page [15](#)) episode. Investigating the [\[fountain\]](#) will give an second [\[old coin\]](#) in the inventory
- F) For the next coin Willy needs a [\[burning torch\]](#) which can be made after opening the *Chamber of Lust* (page [122](#)). Follow the tip at the end to lit the used [\[torch\]](#) again. **BEFORE** leaving the [\[Doll house\]](#) read the following two tips as well: [\(include in main adventure instead of here!\)](#)



For part **I** and **J** of this side quest - but also for starting other side quest in the main adventure - it is smart to do part **A** of the *Chamber of Lust* (page [124](#)) side quest now. This opens the [\[church\]](#) location on the map



Because Willy is now at the [\[Doll house\]](#), he can bet \$500 to predict the winner in the blowjob competition behind the [\[bronze door\]](#). How this works is explained in part **B** - read the tip between part **A** and **B** about saving as well! - of the *Secret Garden of Desire* (page [119](#)) side quests

- G) Go to [Los Labia] and drop the [burning torch] on the [hole in the wall] – left in the [alley] where Selina is hanging outside the window – to get an [old coin]
- H) When Willy arrives at the [church] he's practically standing on an [old coin], so move a little to the right...



If you don't have an [university] location on the map, do the **Raquel** part in the *Church* (page 112) first

- I) Outside of the [university] the last [old coin] can be found



The coin from Hoodend gives the cowgirl position and unlocks the [Brenda (8)] photos. The coin found at the church gives a titjob and unlocks the [Brenda silver] doll. The coin found in Los Labia gives anal and unlocks the [Brenda gold] doll. The coin found at the university gives sideway, the coin found on the mountain only gives a handjob and the coin in the fountain a blowjob

- J) Go back to the [reception] in the [Orion Star hotel] and drop all the coins on Brenda.. After all the coins are processed ask her *"So... about payment.."* to get the promised rewards. See the tip for the positions and which three Willy **MUST** do so he can afterwards search for the [Brenda silver], [Brenda gold] and [Brenda (8)] photos. To unlock the last set of photos ask *"Are you a celebrity?"* and she mentions that she knows one celebrity: Nenad
- K) Go to [Hillwood] and through the [studio entrance]. Now search for the [Brenda (5)] photos

Happy ending



Willy saw Jux Apo for the first time in the *Fiona's stockings* (page [32](#)) episode. This side quest can be started after unlocking the *Secret Garden of Desire* (page [119](#))

- A) Enter through the bronze door in the [\[Doll house\]](#). First click on the [\[bench\]](#) so Willy gets naked. When walking to the left Willy recognizes the girl in white boots, so try to talk with this couple. Now leave by clicking on [\[clothing\]](#) to get dressed again
- B) Go [\[home\]](#) and then to the [\[2nd floor\]](#). Say "[See you found a job \(wink\)](#)" and "[You're a very dirty girl he he](#)". The conversation doesn't make sense because she is taking words literally
- C) Go back to [\[Doll house\]](#) and she will be gone. Search for the [\[Jux Apo silver\]](#) doll
- D) Go [\[home\]](#) again and Jux Apo has now moved into her new apartment. Grab the [\[Jua Apo \(5\)\]](#) photos. Click on the [\[door\]](#) and choose "[Open peephole \\$10](#)". Click on the white door to [\[stop peeking\]](#). Do this three more times (total spend is \$40)
- E) Go to [\[Rose bar\]](#) and say to her "[Enjoyed the show](#)". Willy answers its becoming boring and she hints there will be more soon. Grab the [\[Jux Apo \(4\)\]](#) photos
- F) Go back [\[home\]](#) and peep again. The scene has changed to the 69 position. Repeat the peeping four more times (total spend is \$90) to see another change in position. Peep another two times (total spend is \$110) and the room becomes empty
- G) Now go to [\[villa Gloria\]](#) and Willy sees [\[Harley Hardwood\]](#). He was the man in the massage room so say to him "[I think I saw you somewhere before](#)". In the following conversation Willy will ask how to get a massage from Jux Apo



In the conversation in part **H** below, Willy is asked if he wants a regular or an ice massage. The real difference will become clear later...

- H) Go [home] and the message on the [door] has changed. The “Open peephole \$300” gets Willy a massage with happy ending



Collecting the [Jux Apo (1)] photo in part **I** unlocks “Open peephole \$50”. Check the photo to discover that she has a twin sister named Ice. That explains the confusion in part **H** and why she seems to be everywhere...

- I) Go to [Doll house] again and search for the [Jux Apo (1)] photo
- J) Go [home] and the message on the [door] has changed. The “Open peephole \$50” gives Willy a show between the twins Jux and Ice Apo. Enjoy 😊



See the two tips at the start of the *Spore island* (page 81) episode on directing Harley Hardwood to Mrs. Maria

- K) Go to [villa Gloria] and speak with Harley Hardwood – this **ONLY** works if he’s standing next to Mrs. Maria in the [garden], if not see the tip above on how to correct this – about “May I ask yo something about my neighbor?”
- L) Go [home] and the message on the [door] has now the line “Enter apartment”. Then say to Ice Apo “I was talking with Mr. Harley” and off course “Can you take me on a... fuck journey?”. Enjoy 😊

Clothing section

In the *Sexy clothing* (page [42](#)) episode the [\[clothing section\]](#) in the [\[HoTaboo\]](#) became available. Besides creating and selling clothing, Angel has more to offer so opening this part of the shop is a good idea!

- A) For opening the clothing section Willy must ask *"I would like to buy something"*. Angel will say that she needs indigo essence from Selina and will pay him \$100 for getting it. This also unlocks two dolls in the main shop area. Grab the [\[Angel bronze\]](#) doll (free) and the [\[Domina silver\]](#) doll (\$199) at the counter
- B) Enter [\[Selina's house\]](#) and ask *"Angel, from Hotaboo needs indigo essence"*. Willy gets it without the trouble of making the ingredients himself...
- C) Go to the [\[clothing section\]](#) in the [\[HoTaboo\]](#) and drop the [\[indigo essence scent\]](#) from the inventory on Angel. This unlocks a *"Change outfit"* in the dialogue of some girls. The first Willy will encounter is Maya and to unlock the [\[Maya gold\]](#) Willy must ask *"Buy clothing"*, *"Buy corset \$400"* to get a [\[corset\]](#) in his inventory
- D) Ask Angel *"About pictures"* and she will open her photo shop as well. This also unlocks the [\[Angel silver\]](#) doll on the counter
- E) Willy can now buy [\[Angel \(33\)\]](#) photos for a total of \$1000 by asking *"Buy picture sets"*. Depending on available money this part can be done later. To unlock the [\[Angel\]](#) portfolio Willy must at least *"Buy set for \$500"* and then ask *"About portfolio"*
- F) Go to [\[Maya's street\]](#) and drop the [\[corset\]](#) on Maya. Then ask *"Change outfit"*, *"Change to corset"* and say *"Oh your pussy looks delicious"* to unlock the [\[Maya gold\]](#) doll somewhere in her apartment...

Mom

- G) Go to the [\[clothing section\]](#) in the [\[Hotaboo shop\]](#) shop and ask Angel *"Buy clothing"*. Then *"Buy corset \$400"*, *"Buy latex catsuit \$550"* and *"Buy dream dress \$2170"* to get a [\[corset\]](#), latex [\[catsuit\]](#) and a [\[dream dress\]](#) in the inventory. These three costs together \$3.120 and are essential to unlock the [\[Violette gold\]](#) doll and [\[Violette \(3\)\]](#) photos
- H) Go to [\[mom's place\]](#), [\[mom's bedroom\]](#) and start by dropping the [\[corset\]](#) on her, followed by asking her *"Change outfit"*, *"Change to corset"* to change into it. Now say *"You look so sexy in that corset"* and Willy can lick her pussy. After this - not before! - she will accept the [\[catsuit\]](#) which gives after changing her clothes the line *"Compliment"*

her in the catsuit” and will lead to a blowjob. Now change her into the [dream dress] which gives the line *“It looks so sexy on you... that dress”* and at last Willy can fuck her 😊. This sequence with the three dresses unlocks the [Violette gold] doll and [Violette (3)] photos in the [bathroom]

Neighbor

I) (amanda)

J) Link to tip about extra clothes for both mom and neighbor?

Script completion

After getting the first movie script page in the *Script changes* (page [60](#)) episode, Willy hoped for more pages...

- A) After the first rehearsal Willy can ask Daisy *"I hope I was ok"*. Willy is an even greater pervert than Mr. Perv so say to Daisy *"I gotta go"* and then talk with Nenad *"About this scene..."* ☺. Daisy agrees so say to her *"I'm ready for some extended rehearsal"*
- B) Go to [\[Rose bar\]](#) and ask Danielle *"Is another page ready yet?"*. [\[Exit bar\]](#) and drop the [\[pen\]](#) on the [\[movie script page 2\]](#) to make some changes
- C) Go to [\[Hillwood\]](#) and drop the [\[corrected movie page 2\]](#) on Nenad. Now say to Daisy *"I'm ready for the second part of our extended rehearsal"*
- D) Go to [\[Rose bar\]](#) and ask Danielle *"Do you have new pages for the movie?"*. [\[Exit bar\]](#) and drop the [\[pen\]](#) on the [\[movie script page 3\]](#) to make some changes



The [\[Daisy\]](#) portfolio is unlocked in part **E** as well and can be found in her apartment. We will collect it later in the adventure...

- E) Go to [\[Hillwood\]](#) and drop the [\[corrected movie page 3\]](#) on Nenad. Now say to Daisy *"Shall we practice anal scene?"*. That won't work so Nenad suggest some lube. Before leaving search for the [\[Daisy gold\]](#) doll [\(\[Daisy \(7\) \(5\)\] photos?\)](#)
- F) Go to the [\[HoTaboo\]](#) and *"Buy lubricant \$200"* from the Domina
- G) Go to [\[Hillwood\]](#) and drop the [\[lube\]](#) on Daisy. Then ask *"Wanna try anal now?"*

Dog toys



In the *Fiona's fury* (page [73](#)) episode Willy collected already three dog toys for Charlotta. However three more can be found:

- A) Go to the [\[roof\]](#) at Selina's house in [\[Los Labia\]](#) and collect the [\[dog toy\]](#) there
- B) Go to [\[Neal's place\]](#) and in front of the drama school another [\[dog toy\]](#) can be found



Because Willy needs to visit [\[Jeb village\]](#) for the main adventure anyway he can visit Mrs. Martha (page [134](#)) to earn some money [\(move this when included in main adventure\)](#)



- C) Go to [\[Jeb village\]](#) and by the yellow door on the left side of the road the last [\[dog toy\]](#) can be found



If you've done the *Future telling* (page [100](#)) side quest, Willy can now help Mrs. Camila (page [135](#)) to earn some money [\(move this when included in main adventure\)](#)

- D) Go to [\[Los Labia\]](#) and drop the three [\[dog toy\]](#)s onto Charlotta. Then say "[I am ready to go inside...](#)" and the positions missionary, footjob and standing are added to the menu. Enjoy 😊

Virginity key



If you followed this walkthrough the [dagger] should be in the inventory. Else you can find it in the [West room] of the [Doll house] (page [119](#))

- E) [Enter church] and say to priest Antonio (left) *"Nice church..."* and *"So I can look around a bit?"*. Now go behind the altar and investigate the [key] dangling from a thin rope high above. Go to the [church hallway] (far right) where sister Tatiana is adjusting her stockings. There use the [dagger] - see tip above - to cut the [thin rope]. If you listen carefully you hear the key drop, so pick up the [small key] on the altar and drop it on the [small chest] near Raquel - the lady sitting on a bench - to get the virginity key



If Willy asked the [nun] in the [Chamber of Lust] *"Whoa! You're a nun?"* you understand why Willy's dick knows where it can be used...

- F) Go to the [Doll house] and drop the virginity key on the [nun] sitting near the entrance. Say to her *"I wanna fuck you"* which begins with *"Missionary"*. Keep watching until the *"Rough anal"* appears. Now Willy can try them out. Enjoy!

Sisterhood

In this side quest Willy opens the [library] in the [Chamber of lust].



If you followed this walkthrough Willy can now [enter church]. If not do the parts of **Larissa** in the *Church* (page 117) first


- A) Go to the [university] and ask Katy *"You are student here?"*. Willy promises to talk with Flora. Start walking to the left and say *"I wanna talk with you about Katy"*. This unlocks the [library]. Go back to Katy and say *"I spoke with Flora about you.."*. Because she is shy Willy promises to talk with Donna. But first search for the [Katy bronze] doll
- B) Enter the [Chamber of Lust] and there the [library] (far left). Donna is the schoolgirl with red hair. Say to her *"Flora sent me..."* and she will explain what Katy must do. Before going back, search for the [Katy silver] doll
- C) Go back to the [university] and say to Katy *"I visited Donna in the library..."*. Afterwards Willy's dick has a good suggestion 😊



The blowjob is enough for unlocking the [Katy gold] doll. However in the dialogue it becomes clear that Willy needs to *"Buy pills"* followed by *"Birth control pills \$100"* - gives the positions missionary and lifted - at the [HoTaboo]. The empty spot in the sex positions indicates that *"Buy lubricant \$200"* should give anal. Buy both if you want to see these and want to minimize the traveling

- D) So go to the [library], find Katy and ask *"Did you decided yet... Will you do it?"*. She doesn't have birth control pills, so Willy only gets a blowjob. If you did the above tip now drop the [b-control pills] and [lube] from the inventory on Katy and ask *"Lets have sex again"*. The anal starts slowly but will speed up if you watch long enough. It will reset to a slow start after every *"Cum"*
- E) Go back to [university] to collect the [Katy gold] doll

About submission



Throughout the main adventure Willy can find out more about Natalie. You can do this after the main adventure as far as I know. I will hint at this side quest in the walkthrough by mentioning the corresponding letters below.

- A) Go to [Orion Star hotel], [enter hotel] and go to the [reception] area. In this side quest we focus on Natalie and she is playing the piano. Ask her *“Do you live in the city?”* to unlock the [keys] for her apartment
- B) Go to [Majora street West] and drop [Natalie’s keys] from the inventory on the [door]. Now enter [Natalie’s apartment] and search for [Natalie (5) (5) (2)] photos. Enter [bedroom] and search for [Natalie silver] doll and [Natalie (5) (4)] photos
- C) Go back to the [Orion Star hotel] and ask Natalie *“You are working all day?”*. She is almost ready for lunch at her home and of course Willy’s dick has an idea
- D) Go to [Majora street West] again, enter [Natalie’s apartment] and hide in the [closet]. This starts a transition scene where Natalie is coming home. Enjoy ☺. This unlocks the *Art of Pornography* issue #7 and outside the [Natalie (4) (6) (6)] photos



Willy can repeat this scene by hiding in the [closet] again...

- E) Go to [Majora street West], enter [Natalie’s apartment] and read *“Diary entry one”* on her [laptop]. Willy’s dick suggest asking the Domina about submissive girls
- F) Go to the [HoTaboo] and *“Ask about submission”* from the Domina. She tells Willy to visit Brianna
- G) Go to the [Secret Garden of Desire] in the [Doll house]. *“Ask about submission”* from Brianna in the [contest area]. Of course *“Practice your skills”* and then *“Fuck her”*. Enjoy ☺. Afterwards ask her *“Doll gift”* to collect the [Brianna gold] doll

Candycare

This side quest can be started after drugging Giulio with sleeping pills in the *Giovanna's hideout* (page 50) episode. Because Dr. Scarlett is gone gone to the [doctor's office] Willy can now freely enter the [hospital room].


- A) Go to [hospital] and lie to Candy by saying *"I still feel pain..."* - unlocks the [Candy (4) (5)] photos - and then of course *"So? Are you going to put cream on my dick?"* - unlocks the [Candy] portfolio. After this a new dialogue line *"You know I was thinking..."* can be asked as well. She has a boyfriend who works at the reception in the [Orion Star hotel]. Willy's dick finds it suspicious that her boyfriend is so concentrated on his work
- B) Go to the [Orion Star hotel], enter the [reception] and say to the receptionist *"I need to ask you something"*, followed by *"She said you're very busy..."*. He explains why he doesn't want to have sex with Candy and instead is having sex with Trixie



Trixie becomes available in the Willy's heaven (page) side quest

- C) Go to the [Willy's heaven] in the [Doll house] and *"Ask about receptionist"* from Trixie
 - D) Go back to the [hospital] and say to Candy *"I found out some disturbing news"*. She wants to have *"Revenge sex"* with Willy. Enjoy 😊. Afterwards grab the [Candy gold] doll
- -Nurse Candy has 1 new animation - Anal so go and check on that if you fancy candy.

Orion Star hotel



This location is opened by reading the [envelope] on the chair in [Diane's room] at [Maria's house]. The [Orion Star hotel] has a [hotel lobby] and [reception] area. The following three ladies have their own side quests:

- **Brenda:** *Coin collecting* (page [102](#))
- **Natalie:** *About submission* (page [113](#))
- **Dolores:** present after part **C** in *Willy's heaven* (page [126](#)) is done

The other ladies are for now described in this side quest:

Jade

- A) She is the standing lady in red in the [reception] area. Not necessary but Willy can speak with her to find out that she also collects dolls. Watch her by standing just left of her. She randomly fixes her dress or she looks away to the right or to her wrist! When fixing her dress there is a chance you see where she is hiding the [Jade bronze] doll. It can take several minutes and multiple fixes of her dress so be patient! When she looks away Willy can grab at her [purse] to collect the [Jade (4)] photos
- B) After collecting both (!) in part **A** above a new line "*Do you wanna have even more dolls?*" is unlocked and asking this gives a transition scene. Now enter [Jade's room] and say to her "*Huh? Still no doll?*" followed by "*So what we are going to do now?*". Of course Willy has a suggestion as to why no doll appeared. Enjoy 😊. Collect the [Jade silver] doll and [Jade (8)] photos and then click on [clothing] to automatically leave her room...



Ask "*I think we should do that again...*" followed by "*So are you ready for a dirty titjob?*" and the dialogue becomes more sexy. No new doll of course, but you probably guess what is going to happen in a future episode 😊

- C) Search the [reception] area for the [Jade (5)] photos

2. - After you collect 132 or more dolls you will be able to speak with Jade about how to get more dolls. Once you do it will open sex scene with her

Melanie



Melanie gives three dolls as a gift if Willy spent enough on her services. The [Melanie bronze] after more than \$21, [Melanie silver] after more than \$2000 dollar and [Melanie gold] after more than \$5000 dollar. A session with all services costs \$2000 dollar. This means at least three sessions, so the best way is to start with a session above \$1000 for the first doll and then two full sessions for the other two. Ask *"I want to arrange a session"*, click on everything and *"Pay \$ 2000"*. After *"exit session"* - you don't have to do all - ask *"Doll gift"* and repeat again. If money is tight do in the first session titjob, missionary, flat anal and special anal for \$1010...

- A) Melanie is the lady on the left side in the [hotel lobby]. Start by asking *"What are you doing her? If I may ask"*. Of course Willy thinks *"So you work for Carlos?"* and it becomes clear that his [gold card] won't work. So ask *"Price for service"*. Willy needs a lot of cash - see tip above - and here dolls will probably collect last...

Eliza

- A) Eliza is the lady on the right side in the [hotel lobby]. The [Eliza bronze] doll is available after opening the [Orion Star hotel] location
- B) In the *Relaxing at the beach* (page 28) episode Willy gains confidence and with that the [Eliza silver] doll will appear. That is also the signal for *"Arrange session with Eliza"*. She is a lot cheaper than Melanie - see above - because she doesn't do anal, but if Willy is nice he can practice it with her. To do that pay for at least *"Oral pleasures \$ 270"* and start the *"Pose 69"* animation. Let it run for 10-15 seconds until a *"Anus practice"* is added to the menu. After enough waiting the *"Sweet anal"* appears. Do this for 30-40 seconds until at last *"Rough anal"* is possible. From now on these three options are always available and Willy is not charged for it because she still needs the practice
- C) To unlock the [Eliza gold] doll ask her *"So did you like anal sex"*, [exit hotel] and search for it...

Church

After opening the *Chamber of Lust* (page [124](#)) behind the [\[silver door\]](#) in the [\[Doll house\]](#), Willy can unlock this location in part **A** of **mother superior** (page [124](#)). After finishing the sister **Larissa** side quest below, Willy can [\[enter \(the\) church\]](#) and start the side quests for the other ladies.

Larissa

- A) Go to the [\[church\]](#) and *"Talk about essence"* with sister Larissa. Willy can now make money by selling essences (page [133](#)) or petals to her
- B) Go to [\[Treehole cabin\]](#) and get at least one petal. I recommend to make the full set except the worthless one
- C) Go to the [\[church\]](#) and drop the petal on sister Larissa. This unlocks the *"Visit church"* dialogue and afterwards Willy can [\[enter church\]](#)

Raquel

- A) [\[Enter church\]](#) and ask Raquel *"What are you doing here?"* followed by *"So your daughter is a student?"*. This unlocks the [\[university\]](#) location. Of course Willy now says *"I can give instructions to your daughter"*

Tatiana

- A) [\[Enter church\]](#) and say to priest Antonio (left) *"Nice church..."* and *"So I can look around a bit?"*
- B) Go to the [\[church hallway\]](#) (far right) where Willy sees sister Tatiana adjusting her stockings



C)

-- After you pick up virginity key from church box, go to hallway where you could see nun touching her knee. She won't be there anymore but now you can pass through hallway all way to church garden. There are 3 nuns you may talk to there. One of doors (on right side of scene) are open. Go inside and you will there meet nun you saw earlier in hallway. She will say she has problems with pain in her legs. Willy will offer massage but nun will not be sure is that good idea. So Willy need to go and ask priest about massage. Willy will agree it is ok. So go back to Tatiana's room and give her massage :D

University

This location is unlocked after talking with Raquel in the *Church* (page [124](#)). The following three ladies have their own side quests:

- **Katy:** *Sisterhood* (page [112](#))

The other ladies are for now described in this side quest:

Kelly

- A) Go to the [\[university\]](#) and talk with Mrs. Kelly which promises fun in a future version. Go through [\[university entrance\]](#) and get the [\[Kelly bronze\]](#) doll. Enter [\[classroom\]](#) and collect the [\[Kelly silver\]](#) doll and [\[Kelly \(5\) \(7\) \(4\)\]](#) photos

Ivy



In the [\[classroom\]](#) Willy can also talk with Ivy – the girl with green hair – but for now he doesn't dare to do anything

Audrey



In the classroom (left) in the [\[school corridor\]](#) Willy can find Audrey, the daughter of Raquel – see the *Church* (page [117](#)) side quest. Ask her *"Huh? What are you doing?"* because she is acting suspicious. Then *"I can understand now..."* and of course *"OK. I won't tell your mom"*. Enjoy, because this is it for now...


Amy



She will automatically be transported to the [\[classroom\]](#) after doing part **E** of her (page [120](#)) side quest in the *Secret Garden of Desire* (page [119](#))

- A) Go to the [\[university\]](#) and enter the [\[classroom\]](#). Amy is now standing by the [\[table\]](#). If she wears a grey undershirt, go back to the [\[school corridor\]](#) and keep trying until she doesn't. Then ask her *"So... What are you doing here?"*, *"Explain why she is here"* and at last *"Let's go to the restroom so you can suck my cock"*. Afterwards search the [\[Amy bronze\]](#) doll, [\[exit university\]](#) and search for the [\[Amy \(5\) \(3\)\]](#) photos

Secret Garden of Desire



Entering the [bronze door] in the [Doll house] is possible after collecting 50 dolls. If you don't have enough the mysterious girl won't let Willy enter!

After entering read the [sign] on the door. This gives all the clues to solving the puzzle. Don't read any further if you want to try it on your own. Because the rest of this part will explain in detail what must be done...



The sign reads *"Putting weight on hook(er) makes door(whore) open wide"*. Not very clear, but lets see what Willy can find by investigating the area

- Pick up the [tissue] on the right between the two pillars
- Go to the [East room] and pick up another [tissue]
- Go to the [West room] and pick up the [dagger]. Click on the left [faucet] to get [sand]. Grab it two times (check inventory)




Between the two [faucet]s in the [East room] and [West room] is a [hook] and that is part of the clue. Now we must make a weight and Willy is collecting that although it is at this point not completely clear...

- Go back to the [temple chamber] and take the [dagger] from the inventory. Hover it to the bottom of the left pillar near the entrance until two pieces of [rope] can be cut by clicking

- Despite the comment of Willy's dick that he's an idiot, we have now everything to make two weights to put on the [hook]s as the clue in the [sign] says. Click in your inventory on a [pile of sand] and drop it on a [tissue] to get [sand on tissue]. Now click on a piece of [rope] and drop it on the [sand on tissue] to get a [pouch with sand]. Do this again for another one
- Willy has now two weights, so put one on the [hook] in each room. Now go back to the [temple chamber] and there the [Secret Garden of Desire] is opened

Side quests



There is a lot to be seen and done in the [Secret Garden of Desire]. First click on the [bench] so Willy gets naked. He can talk with everybody and learn more about the bordello and the city. Before leaving click on [clothing] to get dressed again. The following lady has her own side quest:

- **Jux Apo:** *Happy ending* (page [105](#))

The other ladies are for now described in this side quest:

Bordello girl



Not necessary for the adventure but Willy can ask the [bordello girl] on the bench what it is all about. However do ask *"Can you please give me a blowjob?"* 😊

Brianna

- Go to the [contest area] and ask Brianna *"What is going on here?"*. This unlocks her bronze doll (see part **C** below). For the [Brianna silver] doll Willy has to win at least once a \$500 bet. Read the following tip carefully



Before placing a bet below use **F5** to save the game. Now place a \$500 bet and if Willy wins he can ask for the *"Doll gift"*. If not reload the

game and try again. Every time Willy has a winning chance of 33% so if you're really unlucky this could take more than ten reloads!

The system is a neutral proposition for the [Doll house] owner anyway ☺. A bet of \$500 gives \$1.500 back when predicting the correct couple so a \$1000 profit. Else Willy will lose \$500 but by just keep betting he will earn on average \$0 per bet...

- B) Now keep doing "Bet", "\$500" and selecting a couple. After winning ask for the "Doll gift" and the [Brianna silver] doll will be added to the collection
- C) Go to the [West room] and click on the right [faucet]. Now search for the [Brianna bronze] doll

Amy



- A) Go to the [contest area] and try to talk with Amy
- B) Go to the [main garden] and "Ask about Amy" from the older lady who is giving a handjob. Amy has memory problems, which gives Willy an idea...
- C) Go back to the [contest area] and ask Amy "We could go somewhere more private...". She refuses...
- D) Go to the [East room] and search there for the [Amy silver] doll



The line "About Amy" in part E below is unlocked after collecting the [Amy silver] doll. Therefore it can't be combined with part C above

- E) Enter through the bronze door in the [Doll house] and ask "About Amy" from the older lady who is giving a handjob. She tells that Amy works as a teacher at the University (page [118](#)) and her side quest will be continued there...

Chamber of Lust



Entering the [silver door] in the [Doll house] is possible after collecting 75 dolls. If you don't have enough the mysterious girl won't let Willy enter!

After entering two [sign]s are lying on the floor. Both give a clue for solving the puzzle. Don't read any further if you want to try it on your own. Because the rest of this part will explain in detail what must be done...



The first [sign] shows the numbers 1 through 4 with connecting arrows plus the line "When 3 are lit 4th will burn". The only thing what can be lit are the candles and they represent the numbers from left to right. Click for example on number 3 - right next to the entrance - and then on number 2 - left next to the entrance. You will see that number 3 will go out again and that explains the arrows. When you succeed to light three candles clicking the fourth will **NOT** turn of any candles according to the explanation on the sign

- The solution is pretty easy, just follow the arrows to the next candle. Because number two – if not click on this one first – is lit we have arrows pointing to 1 or 3. So click 1, then 3 and at last 4



Choosing number 3 instead of 1 works also if you keep following the arrows. It's sequence after 2 from the previous tip is 3, 4, 2, 1 and then 3. This is longer but following the arrows works always independent of which candles are lit

- After lighting the 4th candle in the middle of the room above the hole a silver nun will appear



She is mentioned in the second [sign]: “When a nun becomes a whore, throw yourself into the hole”. So Willy must figure out how to turn the nun into a whore because then he can jump into the hole. First investigate the [nun statue] and Willy says that the dress is made of very thin silver and that maybe it can be melt. That is another clue...

- Now go to the [East room]. On the [manhole] is a [silver dick] and [jar] with some grease in it. Pick up the [jar]



If you pick up both the trapdoor will close, so put the [silver dick] back on the [manhole] to open the trapdoor again

- Now go to the [West chamber] to see a more complete [statue] with only a dick missing as Willy says after investigating. The first line says it is some kind of mechanism, so lets try to drop the [jar with grease] on the [statue]. With that the statue begins moving...
- It is now clear that Willy must attach the [silver dick], so go back to the [East room]. There a [torch] has fallen on the ground, so pick it up. Then grab the [silver dick] and the trapdoor closes. Put the [torch] on the [manhole] top open it again...



If you try to use the [empty jar] Willy says it needs to be heavier which is a clue for the next part!

- Go back to the [West chamber] and drop the [silver dick] on the [statue]. [Oil] begins to flow, so drop the [empty jar] on it to get a [jar with oil]



If you want to do it faster, now read ahead before doing things ☺. Trying to ignite the oil with the candles doesn't work, so go back to the [East room] and put the [jar with oil] on the [manhole] and pick up the [torch]. That works because the first is now heavy enough again. However the statue needs some flammable material as well. Try it without and Willy says it won't melt, but may it will if he spills some oil on the statue

- First drop the [jar with oil] on the [nun statue] and then refill it in the [West chamber] again so it is heavy enough to swap with the [torch] in the [East room]. First pick up the [torch] and then place the [jar with oil] on the [manhole]
- The [torch] has nothing in it that can burn, so drop it on the [oil] in the [West chamber] to fill it. Now drop the [torch with oil] on the candles and Willy says "It burns!". So now try to melt the silver on the [nun statue] by dropping the [burning torch] on it. You expect a spectacular effect, but it isn't as a disappointed Willy says. However the nun is now a whore and Willy can finally enter the [Chamber of Lust]



After using the [burning torch] on the [nun statue] it becomes a [torch] again. In part **G** of the *Coin collecting* (page 102) side quest a [burning torch] is needed as well. So drop it on the [oil] in the [West chamber] and lit it again with the candles

Side quests



There is a lot to be seen and done in the [Chamber of Lust]. Because Willy now knows the drill he automatically undresses and when leaving dresses. He can talk with everybody and learn more about this place. The following is the bare minimum for unlocking all collectibles.



A very funny scene unravels by asking [mother superior] "Are you like... a boss here?" and then "I want to confess mys sins"



Another funny scene starts by clicking on the [nuns] left of [mother superior] and then of course *"Yes, help her"*

- A) Enter the [Chamber of Lust]. Talk with the [mother superior] (walk to the left) and ask *"Did you come from church?"* to open the [church] location on the map (just North-East from [Minora town]). If you didn't read or saw the two tips above, check them **BEFORE** leaving...

Willy's heaven


East room



West room



Pillar 1



Pillar 2



Pillar 3



Pillar 4



Entering the [gold door] in the [Doll house] is possible after collecting 120 dolls. If you don't have enough the mysterious girl won't let Willy enter!

After entering the [writings] left and right - see tip below for the text - of [Willy's heaven] are clues for solving the puzzle. Don't read any further if you want to try it on your own. Because the rest of this part will explain in detail what must be done...



The left [writings] reads "When you touch the symbol it's value will rise. When you figure out how you'll get the prize" and right reads "If you touch too much it's value will fall. But sometimes it's good when things are small". These clues will become clear after some investigation

- All the rooms in the [Doll house] are towers. So it is logical that if Willy enters the [East room] and walks right onto the [bridge] he finally enters the [West room] or visa versa. The [strange symbols] in the East and West room - see above - looks the same except that the arrow in the middle points suggest that the [East room] suggest reading it counter clockwise and the [West room] one clockwise. The pillars - see pictures above - on the bridge have the four [symbol]s as seen on the [strange symbols] in both rooms and also Roman numerals. When Willy clicks on

a [symbol] the value will increase until it reaches IV. After that it will go back to I and that explains the clues in the tip above

- The four symbols between the same [symbols] on the pillars can be read as the mathematical operators greater - > - and smaller - < - than the following. So the [strange symbols] in the [East room] can be translated as value pillar 1 must be greater - counter clockwise! - than value pillar 4 which must be smaller than value pillar 3 which in turn is greater than value pillar 2 which again is smaller than value pillar 1. With the possible values 1, 2, 3 and 4 on each pillar the only solution is $4 > 2 < 3 > 1 < 4$. So click [symbol] on pillar 1 until it shows IV, pillar 2 and 3 stays the same and pillar 4 is clicked once to give I. Now a musical note can be heard and in the [main gold chamber] on the column before the [East room] a [crystal ball] can be collected. Now drop this on the middle of the [strange symbols] in the [East room]
- The [strange symbols] in the [West room] can in the same way translated as value pillar 1 must be smaller - clockwise! - than value pillar 2 which must be greater than value pillar 3 which in turn is smaller than value pillar 4 which again is greater than value pillar 1. The only solution is $1 < 3 > 2 < 4 > 1$. Enter this on the [symbols] to get again a musical note. Now in the [main gold chamber] on the column before the [West room] a [crystal ball] can be collected. Drop this on the middle of the [strange symbols] in the [West room]
- This opens the door to [Willy's heaven] in the [main gold chamber]

Side quests

[Willy's heaven] is pretty empty and the reason becomes by asking Lulu - she follows Willy and in the beginning is behind the pillar - *"What is this place"* followed by *"So where can I find more girls?"*. The following describes the steps to fill the room...

- A) Go to [Claudia's street] and go down on the stairs left to [Trixie's place]. Willy can talk with Lacey, sister of Trixie, but for the moment this is going nowhere. Say to Trixie *"Hi. I'm Willy"* followed by *"Oh... Your job?"*. She was a stripper but lost her job so Willy offers her a job in his personal gold room by asking *"So you don't have a job anymore?"*
- B) Go to [Majora street] and say to Keiko *"Hello. I'm Willy"* followed by *"This job is in the Doll house"* and *"Send her to Lulu"*
- C) Go to [Los Labia] and standing in front of Selina's house stands Dolores. Say *"Hello"* followed by *"So... What are you doing here?"* and it becomes clear she also wants a job. Willy's dick isn't convinced this is a good idea 😊. Willy however says *"Maybe I can help you with finding a"*

job” and *“Talk about job offer”*. Selina offers to help Dolores because she is sorry for her...

- D) Go to [Orion Star hotel] and in the [reception] an unrecognizable Dolores is waiting. So say to her *“WOW! Is that you Dolores?”*, *“About job”*, *“Explain to her about the gold chamber”* and *“Send her to Lulu”*

TO DO:

- Go to the [Willy's heaven] in the [Doll house] and say to Lulu - the manager who follows Willy - *“I want to have sex with you”*
- Go to [Willy's heaven] (gold door in the [Doll house]) and say to Keiko *“I wanna fuck you”*
-
- -You can now ask Dolores (gold doll room) to fuck her harder. She won't do it so Willy will go to a quest to unlock this as well. Ask Lulu for advice, Willy will say he will ask his mother-in-law, she will mention models, only model you know is Claudia... she will send you to her mom Monique... after those talks go back to gold room and talk Dolores into hard sex anal and BJ. Enjoy.
- Trixie has now 4 more animations and 1 more cum option (no requirements for that) this are open as soon as you have Trixie in your Gold room.
-

For now this are all the girls Willy can give a job in his private room. There Willy can ask Lulu about all the girls preferences. In **v029** Coco & Roxy and Keiko don't have any scenes yet. Trixy has five positions, but the empty spaces promises more in the future. Dolores has six positions and also the promise for even more in the future. Like Melanie and Eliza in the [Orion Star hotel] the climax can be repeated until *“Exit”* is used

Hotaboo



In the [HoTaboo] is a lot for sale. Willy has visited it many times for the main adventure, but in this part I explain the rest.

- The “*Buy pills*”, “*Birth control pills \$100*” can be used for the following girls:
 - **Claudia**: see tips in the *Claudia’s threesome* (page 32) and *Fiona’s stockings* (page 32) episodes before wasting your money...
 - **Katy**: see tip in the *Sisterhood* (page 112) side quest
- The “*Buy lubricant \$200*” can be used on the following girls:
 - **Miss Skye**: see tips in *Fiona’s stockings* (page 32) and *Fiona’s fury* (page 73) episodes before wasting your money...
 - **Nadya**: see tip in the *Lady Gloria* (page 44) episode
 - **Claudia**: see tip in the *Fiona’s stockings* (page 32) episode before wasting your money...
 - **Daisy**: see tip in the *Script completion* (page 109) side quest
 - **Erica**: see tip in the *Script changes* (page 60) episode
- The “*Buy penetration spray*”, “*Wide open spray \$500*” – ask the other question if you want more information – can be used on the following girls:
 - **Dee Dee**: see tip in the *Giovanna’s hideout* (page 50) episode
- The “*Buy clothing*” from Angel in the the [clothing section] – see part **A** to **C** in the *Clothing section* (page 107) side quest if this line isn’t available – can be used for the following girls:
 - **Maya**: she can wear the innocent dress (\$1530), body stockings (\$260) and corset (\$400). The [corset] unlocks the [Maya gold] doll, see part **F** in the *Clothing section* (page 107) side quest

- **Mom:** she can wear the V dress (\$540), dream dress (\$2170), innocent dress (\$1530), night dress (\$890), latex catsuit (\$550) and corset (\$400). The combo [corset], latex [catsuit] and [dream dress] unlocks the [Violette gold] doll and [Violette (3)] photos, see part **H** in the *Clothing section* (page 107) side quest
- **Amanda:** she can wear the V dress (\$540), night dress (\$890), latex catsuit (\$550), corset (\$400) and body stockings (\$260)
- Willy can buy subscriptions for Sandarling, Redslut or Beaches channel to view on his TV. Go [home] and click on the [TV remote]
- -2 new TV channels are for sale at hotaboo shop so... try those as well.
- On the left stands a prototype sex doll (more with *“What’s that doll over there?”*) which has three upgrades. On the right stands a silicon doll which has an extra maid outfit and four upgrades. This one only works if Willy has enough batteries and those aren’t cheap as well. But with the money pile you can try everything. Both dolls will be delivered to Willy’s bedroom

Money



Willy can buy a lot of things. The following table shows for example the costs for completing all collections. For the moment it doesn't include the costs for extra sex positions. This could change in the future depending on how the portfolios turn out.

Collectible	Needed	Cost (\$)
[Domina bronze]	-	99
[Domina silver]	-	199
[Angel (33)]	\$100 earned	1.000
[Victoria bronze]	Tip	50
[Victoria silver]	Tip	150
[Victoria gold]	Tip	1.800
[Elvira bronze]	-	200
[Elvira silver]	-	700
[Jux Apo (4)]	4x peeping	40
[Jux Apo (1)]	7x peeping	70
[Maya gold]	Corset	400
[Melanie bronze]	Cheapest is <i>"Titjob \$ 80"</i>	80
[Melanie silver]	Spend at least another	1.930
[Melanie gold]	Spend at least another	3.000
[Eliza gold]	Cheapest is <i>"Oral pleasures \$ 270"</i>	270
Total neighbor		9.288
[Violette gold]	Corset, catsuit and dream dress	3.120
Total mom		12.408

Art of pornography #2	-	20
Art of pornography #6	-	20
Art of pornography #D1	-	200
Nadia anal	Lube	200
Daisy anal	Lube	200
Victoria (extra scenes)	Tip	600
Katy sex & anal	Birth control & lube	300
Jux Apo extra scene	Peeping	50
Jux Apo happy ending	Massage	300
Total		1.070

Willy starts with \$100 in cash. Press **M** if the amount is not show in the top right corner of the screen. Press N if you want to hide the amount again. During the main adventure I pointed at money which could be found on the street.

Willy also has a **[credit card]** at the bookshelf in his apartment. That can be used in the ATM at **[home]** or **[mom's place]** if you play that path. A location with an ATM has a small blue dollar sign. However the amount in his bank account is only \$750 and that is still not enough for the everything in the above table. Therefor a number of jobs are available to earn money.

Package delivery




This job was suggested by Giulio. Before going to **[Treehole cabin]** go to **[Giulio's car service]** and ask him or Gina - later on in the adventure - *"I need a job"*. A new **[package]** will be available at the same point as in the *Claudia's threesome* (page 18) episode. Go back and just before speaking save the game if you want to use the cheat tip. Giulio pays between 1 and 1.000 dollar and Gina between 300 and 1.200 dollar per delivery. **If Willy has enough money there will be no job from Giulio or Gina! (this limit should be gone in v035)**



The pay is calculated when Willy gives the package to Giulio/Gina. If you save the game - press **F5** - just before, you can quickly reload if the paid amount is less then \$500 (Giulio) or \$750 (Gina) and accept if it is more. With reloading there is a chance that the newly calculated pay will be less, but statistically Willy can on average expect \$625 (Giulio) or \$863 (Gina) with this cheat...

If you're willing to reload two times it can even be better! Now refuse the first or second time if it is less then \$577 (Giulio) or \$819 (Gina) and accept when it is more. Willy will now earn on average \$692 (Giulio) or \$923 (Gina). And yes you can go even further, but the extra gain becomes smaller and is probably not worth the time of multiple reloads

Moving boxes



In [Port Duck] Willy can ask the warehouse supervisor *"I would like to help in the warehouse"*. In this job Willy can move up to 20 boxes per session from one end of the warehouse to the other. It pays randomly between 20 to 40 dollars per box and is afterwards transferred into Willy's bank account (see above how to use the [credit card]). Willy can also speak with Savannah and this promises fun in a future episode.

Making essences



At the [lake] you see an yellow, blue and [red flower]. Grab at one of these flowers to add a corresponding colored petal to the inventory. The petal can be dropped on the [rug] at the end of the dock. Repeat the process with another petal - can be of the same color! - and by clicking on the click on the [rug]. The

petals will disappear and an [essence] will be added to your inventory. Which one depends on the combined petals:



The orange, green and purple essence can be made by combining two petals of different color. The yellow, blue and red essence by combining two petals of the same color.

The turquoise essence is made by combining a green and blue essence in your inventory by dropping them on each other. The indigo essence is made by combining a turquoise and purple essence in your inventory by dropping them on each other. Combining all other essences will give the worthless essence.



For creating the indigo essence needed in the *Relaxing at the beach episode* (page 28) first make a purple essence by combining a red and blue petal - can be grabbed at the same time! - then the green essence by combining a yellow and blue petal and finally the blue essence by combining two blue petals. That takes two times going back to the flowers. After making these three essences combine the green and blue essence in your inventory. And finally combine the purple and turquoise essence. If you did everything correct you now have an indigo essence

After talking with sister Larissa at the [church] she will pay the amount per essence in the picture above. Just before leaving pick a blue, red and yellow petal which give \$5 each. So Willy can earn \$685 - \$705 if you make accidentally make the worthless essence - by dropping the petals and essences on sister Larissa.



Forget the worthless one, because that means combining two essences which the game doesn't recognize as one of the eight valid essences. For example orange and green, which means losing at least \$40 and extra work for making new essences

Sex with older ladies

The most hilarious one was suggested by Neal and involves sex with older ladies. At the moment two are available:

Mrs. Martha



The amount Mrs. Martha gives is determined just after the sex scene. Cheating by saving can't be done during a scene. Because reloading means watching the whole scene again which takes time, it is probably best just to accept whatever she offers and not bothering with cheating to get a better pay

She is standing in [Jeb village] [North Street]. The first time Willy needs to say "You sound a bit sad...", followed by "Who's Mark?". From now on Willy just needs to "Help Martha with loneliness". There is a 40% chance she isn't lonely - the line isn't present- and in that case go back to [Main Street] (right click is faster!) and try again. Because the whole point is earning money you must watch it all ☺. Afterwards she gives randomly between 100 and 400 dollar.

Mrs. Camila

She is standing on the street in [Los Labia South]. After giving her the rose in the *Future telling* (page 100) side quest the option "Help Mrs. Camila" becomes available. She pays 1000 pesos (in game 55 dollar).

Money pile



The money pile will be removed in the final version of the game. Then Willy has to earn everything he wants to buy! Therefore I added in the main adventure sections like this to hint where (some) money can easily be earned

Working for money - except for some the sex with old ladies - is not fun. And things get really expensive, so for the moment there is a money pile in front of the "Fart sales" shop in [Majora Street West]. For now taking \$10,000 is more than enough. If needed Willy can also drop money back by buying farts from the shop owner

New features

Sometimes new features are introduced and those are described below.

v007

- The dolls in the collection screen can now be rotated manually. See the tip about the [Skye bronze] doll in the *Miss Skye's blowjob* (page 4) episode for how it works
- You can now take screenshots by pressing **F12**. They will be saved in the screenshots directory within the game folder and are high quality PNG files with the date and time coded in the name

v009

- A new collection called lingerie is added. You can find them lying around or ask them from girls. See the tip about [Rose pantyhose] in the Platinum girl (page 9) episode for how it works
- Both the doll and lingerie have now a counter and total number that can be found

v010

- When a scene is bigger than seen, you can scroll it by moving the mouse to the left or right of the screen. Sometimes a yellow arrow for a location appears. Don't try to maneuver the mouse on it, because it will still be in scrolling mode. Just left click and Willy starts to move and then click on the rotating arrow position. In the beginning it is a bit confusing, but with practice it becomes clear...
- In sex scenes the cursor changes to a representation of a computer mouse. You can now zoom in/out/reset the animation, however the background will stay the same so it may look a little bit weird. A right click on the "Cum" option enlarges the cumming animation to twice as large. Pressing the space bar toggles the sex poses selection and this is useful for making screenshots (introduced in v007). If the sex scene starts without the selection screen you can press the space bar, but please report it as a bug

v018

- Willy already could walk faster by left double clicking. But for some this wasn't fast enough so from now on we can right click at any entrance, door or passage to immediately change the scene to the next place. In a

text file an even faster walk hack is explained, but that one could have side effects...

v020

- Work in progress: see the first tip in the *Miss Skye's blowjob* (page [4](#)) episode for an explanation. It will be implemented for every scene in the future, but that may take some time because the game is already huge

v023

- The inventory has now on the right the possibility to load/save games. Introduced for macOS users whose keyboard don't have a **F5**. But also useful for Windows/Linux users who don't remember the shortcut key...

v024

- Autosaves from previous version now have separate screen (you may see button on main game screen). The options screen is redone...

v025

- If you press **1** on your keyboard (right number pad doesn't work!) the game will go to black and white. You may undo this by pressing **1** again

v026

- In the previous version (see above) the black and white shader was introduced. In the same way by pressing **2** instead of **1** you get the cartoon/cellshading effect. By pressing **3** the brightness can be corrected in normal or either of the shaders. You can also combine **1** and **2** for black and white cartoon. More shaders will be added in future. I recommend saving game before you try to use this cause it is still work in progress. It does work in real time so it may suck up your CPU/GPU a bit more while this are on. I hope you will like this new feature

v033

- - Doll screen now is expanded and you can scroll screen from left to right and vice versa by simply moving cursor to edge (left or right) at this state it still may have some lil glitches (as if you are on actual scene that also have scrolling doll screen will "adjust" to that position rather then one you left it last time... If you encounter any other bugs please let me know. Reason for this change was to fit more dolls in future.

v035

- - When pressing O you will not go to scene with all kkeyboard buttons that can be used in game.
- Please read all those especially what 1, 2 ,3 and 4 do cause they give you control of screen scrolling.

Attention!

Spoilers below!

Location of dolls

The walkthrough mentions when a [doll] can be found. With the following parts of the screen it should be easy. Some dolls below can't be found as they are a **gift** from the girl in question. In red the alternate doll from the **neighbor** path.

Bronze dolls

Skye



Maya

Rose

Gabriella

Violette



Amanda



Melissa



Emanuelle



Julia




Eve

Leonora

Stella


Isabel



Leila

Natasha

Victoria



Mary




Candy



Amelie



Nadya




Dee Dee




Melanie



Eliza



Natalie




Diane




Giovanna



Brenda




Katy




Erica




Danielle




Elvira



Heidi




Gloria




Maria




Selina




Scarlett




Jade



Kelly



Kayla




Charlotta




Sophie



Domina



Angel



Amy




Daisy




Jux Apo




Mia




Claudia




Monique




Yvonne



Brianna



Mysterious girl



Silver dolls


Skye




Maya



Rose



Gabriella



Violette



Amanda




Melissa



Emanuelle




Julia



Eve




Leonora



Stella



Isabel




Leila

Natasha



Victoria



Mary




Candy




Amelie



Nadya




Dee Dee




Melanie




Eliza




Natalie




Diane




Giovanna



Brenda




Katy




Erica



Danielle




Elvira



Heidi




Gloria




Maria




Selina



Scarlett



Jade




Kelly




Charlotta




Sophie




Domina




Angel



Amy



Daisy




Jux Apo




Mia




Claudia



Monique



Yvonne




Brianna




Gold dolls


Skye




Maya



Violette



Amanda




Melissa



Emanuelle




Julia



Eve




Mary




Victoria



Candy




Dee Dee




Melanie



Eliza




Diane



Giovanna



Brenda




Danielle



Heidi




Nadya



Claudia




Selina



Charlotta




Yvonne



Katy



Brianna




Daisy




Maria




Leonora



Stella




Gabriella




Mia



Monique



Erica



Platinum dolls


Amelie




Dee Dee




Skye



Diane



Maria



Mia



Claudia



Location of lingerie

The walkthrough mentions when [lingerie] can be found. With the following parts of the screen it should be easy. Some lingerie below can't be found as they are a **gift** from the girl in question. In red the alternate lingerie from the **neighbor** path.


Panties (row 1)

Rose



Claudia

Selina



Nadya




Violette




Amanda



Melissa



Emanuelle




Julia




Eve

Maria




Sophie



Stockings

Rose




Claudia



Violette



Maria



Bra

Nadya



Violette



Amanda




Melissa




Emanuelle



Maria




Sophie



Panties (row 2)


Maya




Mia



Stella



Dee Dee



Location of photos


The walkthrough mentions when [photos (x)] can be found. The x is the number of photos in the set. With the following parts of the screen it should be easy. Some lingerie below can't be found as they are a **gift** from the girl in question. In red the alternate photos from the **neighbor** path.

Row 1


Skye (5)



Skye (5)




Skye (5)




Skye (6)




Maya (7)



Maya (6)



Maya (6)




Maya (5)



Maya (6)




Rose (4)



Rose (5)




Rose (5)




Gabriella (6)



Gabriella (6)




Gabriella (4)




Gabriella (4)




Violette (5)



Violette (6)



Violette (3)




Amanda (7)




Amanda (7)




Melissa (7)




Melissa (4)



Melissa (4)




Emanuelle (7)




Emanuelle (4)



Emanuelle (4)




Natasha (5)



Natasha (5)




Victoria (5)



Victoria (5)




Mary (5)



Mary (4)



Mary (3)



Row 2

Candy (5)



Candy (4)



Candy (4)



Candy (5)



Dee Dee (3)



Dee Dee (4)



Dee Dee (6)




Dee Dee (4)



Dee Dee (5)




Erica (5)



Erica (5)




Erica (5)




Natalie (5)




Natalie (5)




Natalie (2)




Natalie (5)




Natalie (4)



Natalie (4)




Natalie (6)




Natalie (6)



Diane (5)



Diane (4)



Diane (4)




Giovanna (8)



Giovanna (5)



Brenda (7)



Brenda (8)



Brenda (5)



Row 3

Danielle (4)




Danielle (7)




Danielle (6)




Danielle (5)




Danielle (6)



Heidi (6)



Heidi (6)




Maria (6)




Maria (4)




Selina (5)




Jade (4)



Jade (5)



Jade (8)



Kelly (5)

Kelly (7)

Kelly (4)

Sophie (6)




Sophie (6)

Sophie (4)

Row 4

Angel (33)




Amy (5)

Amy (3)

Daisy (7)




Daisy (5)




Daisy (7)




Daisy (5)



Jux Apo (5)



Jux Apo (4)




Jux Apo (1)



Mia (4)



Mia (5)




Mia (4)




Claudia (2)



Claudia (7)



Claudia (4)




Claudia (5)



Claudia (5)




Claudia (5)




Monique (7)




Monique (5)




Monique (8)



Yvonne (8)



Yvonne (8)



Location of portfolios

The walkthrough mentions when a [\[portfolio\]](#) can be found. With the following parts of the screen it should be easy. Some portfolios below can't be found as they are a **gift** from the girl in question. In red the alternate photos from the **neighbor** path.

Row 1

Skye




Maya



Gabriella



Violette



Amanda



Row 2


Candy



Dee Dee

Row 3

Danielle




Heidi

Maria

Selina

Row 4

Angel



Daisy

Claudia



Monique

