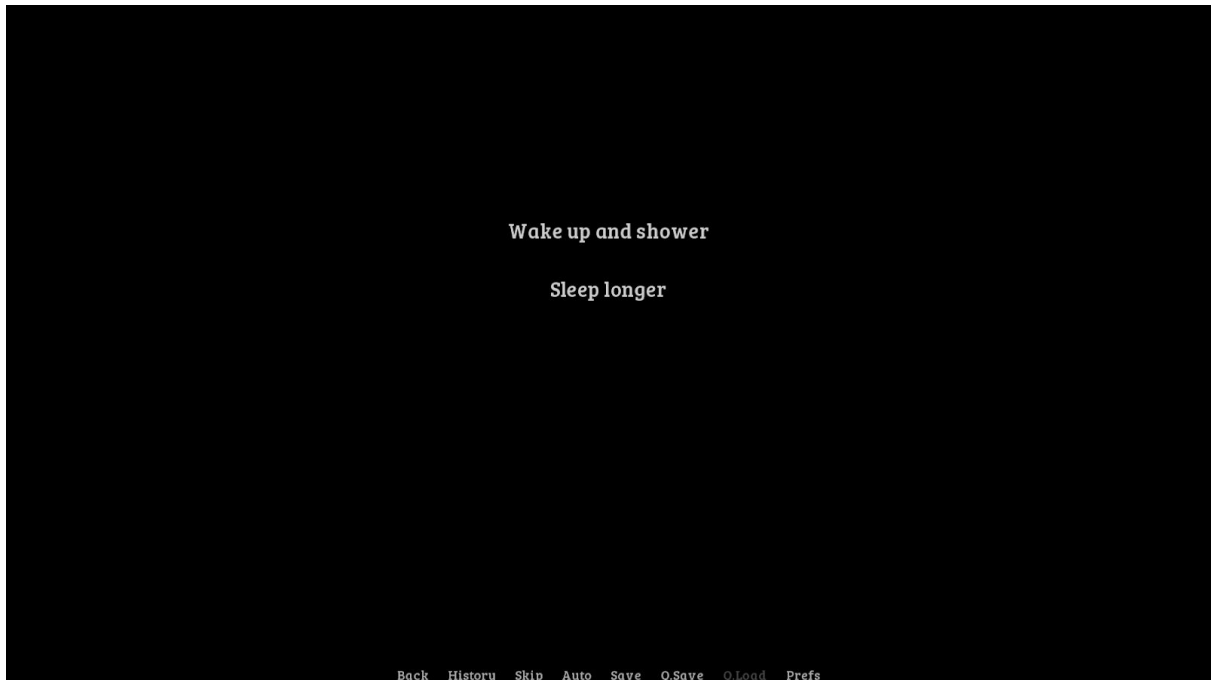


We believe choices should matter. Since it's not always clear which choice leads to which outcome, we have written this walkthrough. To get the best out of the game, we recommend playing the game multiple times and make different choices, just to get all the scenes!

You start out with a black screen, introducing you to the game. After pressing space for a while, you should be able to see your first choice:



If you decide to sleep longer, you will see the first scene. If you missed this scene, you will have the chance to see it again under the shower.



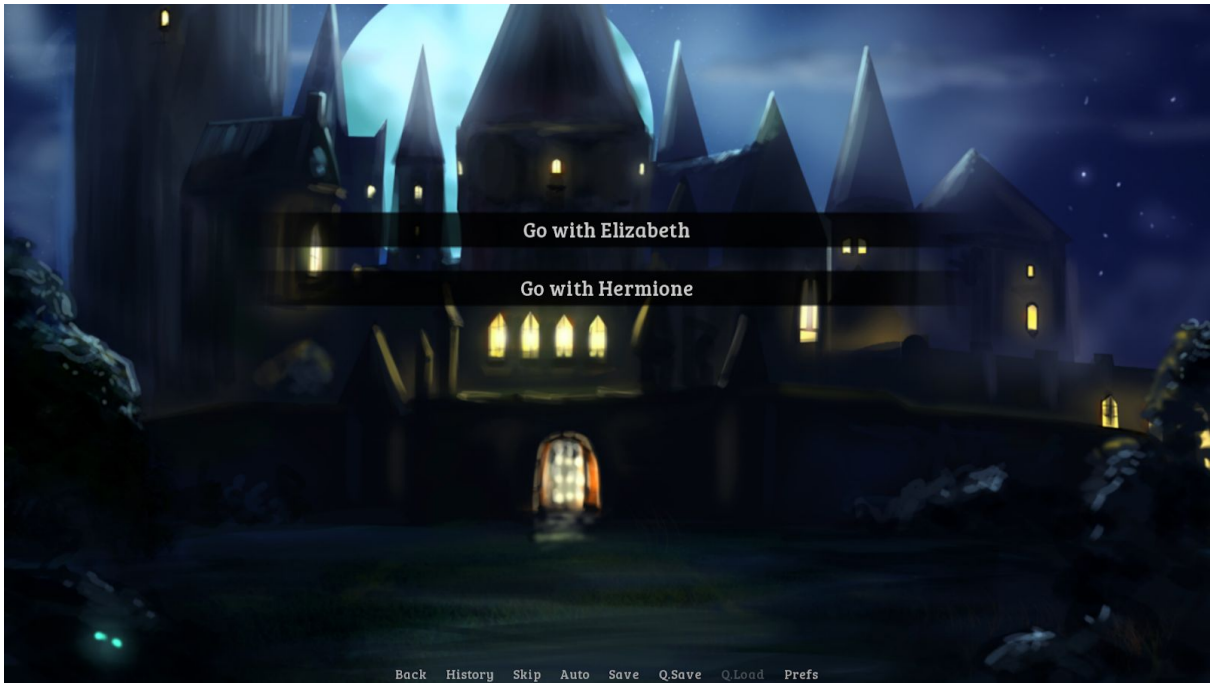
If you decide to shower quickly, you will get the chance to get a special scene and item.



You will meet Hermione and Elizabeth, which who you will talk to. To earn her trust, you could tell her that a lot of Slytherins helped out during the battle.



When you are in the Forbidden Forest, you have the option to save either Elizabeth or Hermione.



Depending on your choices (if you quickly showered, you can see a romantic scene with Hermione) you can decide to walk with Hermione, or go home with Elizabeth.



If you to make a joke (the top option), you will get extra points with Elizabeth.



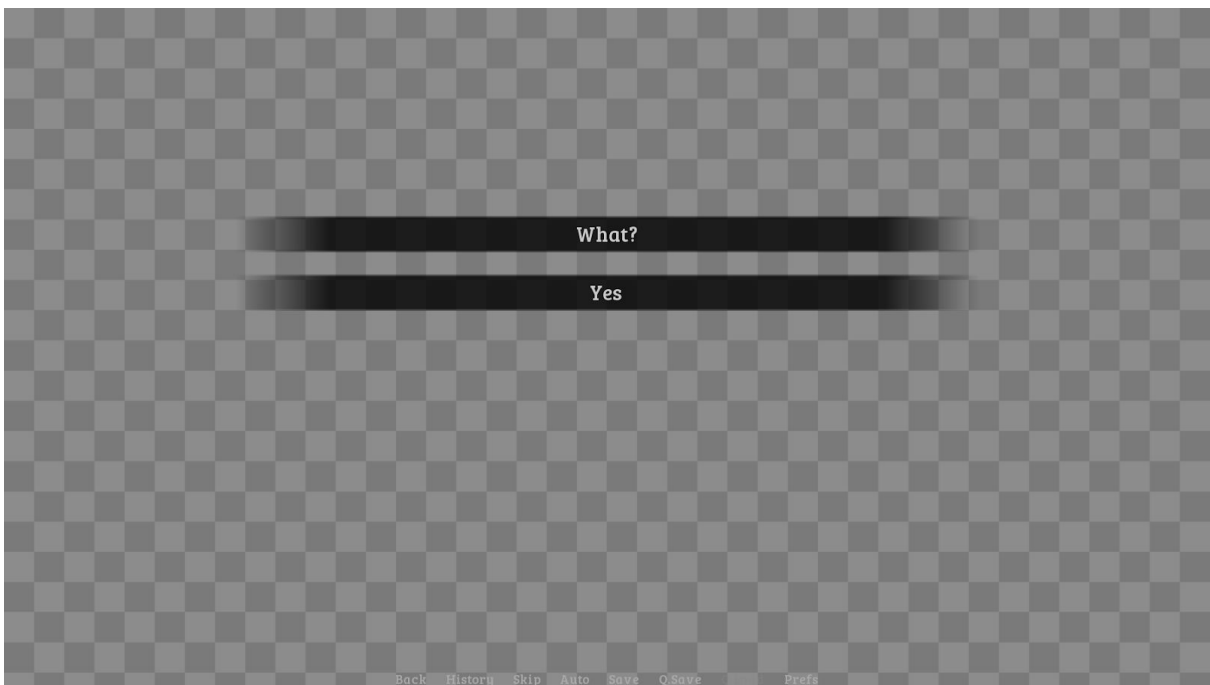
If you chose to go with Hermione, selecting to look into her eyes will show you a romantic scene.



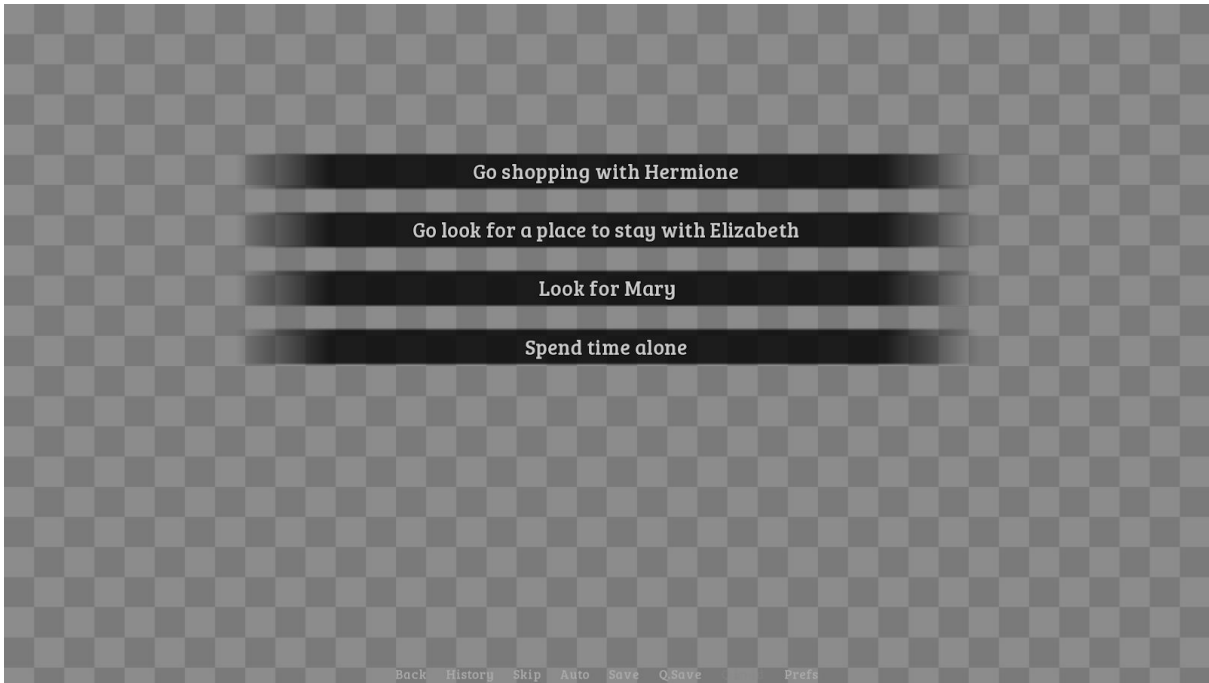
If you chose to stay with Elizabeth, you have to persuade her to get on your broom. She needs to trust you, so choose the second option.



After a while, you arrive at home and Elizabeth asks you if this is where you bring all the girls. Choose the first option if you want to see nice Elizabeth scenes.



When you go with the train with Elizabeth, she asks you like her. Choose the second option if you want to see the train scenes.



Choosing to go shopping with Hermione gives you the chance to see a nice Hermione scene and get a special item.

Looking for Mary gives you the chance to get to see more of her.



Choose the first option if you want to see more of Mary.