

# Dilmur 0.4

The Official Guide



[The Map of Dilmur.](#)

[Prologue.](#)

[Noemi's LST points.](#)

[The Main Story.](#)

[Agapiy.](#)

[Midea.](#)

[«Arcade».](#)

[Luka.](#)

---

# The Map of Dilmur



1. The apartment of **Agapiy/ Noemi's** home.
2. The Main Square.
3. Shop.
4. **Endon's** Service center.
5. **Kristantos**, the tailor.
6. Police Station
7. Elevator to the lower city district.
8. **Midea's** company.
9. **Midea's** apartment.
10. The Museum of Dilmur.

---

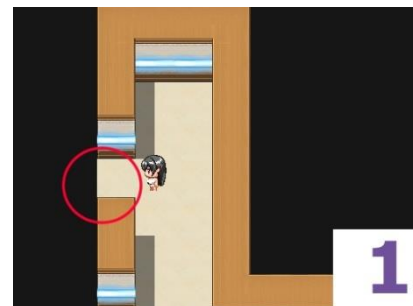

# Prologue.

*You can skip the prologue by choosing this option on the beginning of the new game.*

## Day 1.

You start the game playing as ???, go right and enter **the third** door. Activate the terminal. Go out and walk to the last door to the right. Watch the **cutscene** and continue the game playing as **Noemi** now.

Go out of the room and walk in the bathroom (1). Wash up and go for a drink of coffee! (2)

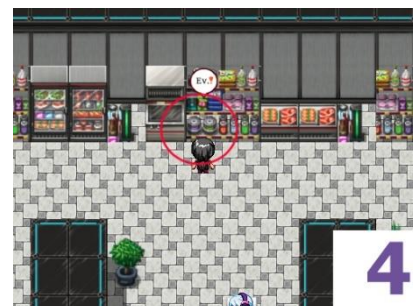


Watch the dialogue with **Agapiy** and return to your room. Come up to the pile of junk (3).

Then walk to the wardrobe, put on your clothes and go out of the apartment.

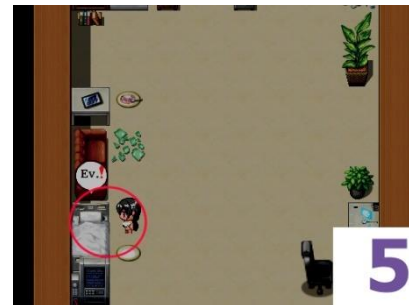


You'll have the map of the city in front of you. It helps you easily and fast travel around the city. For now, you have two blue flags discovered for traveling. Go to the **top one** - that's a shop. You will need to find all the items, it's pretty easy. When there is only one item left, go to the upper right corner of the map (4) and watch the dialogue with **Luka**.



Everything here is done, go back home. Throw everything in the **fridge** and go to **Noemi's room**. **Undress** by the wardrobe and sit down at the computer.

Find **Agapiy**. You will need to enter every room in the apartment - bathroom, toilet, **Agapiy's** room, the living room, kitchen. Then there will be a scene, where Noemi read a message. Look at it and go to sleep in your room (5).



## Day 2.

Wake up and **sit at the computer**. The money is transferred, head for the bathroom, undress and take a shower (6). Watch **the cutscene**. Get out of the bathroom, dress up at the wardrobe in your room and go out of your apartment. Go to the **Service center**. Talk to the worker by the counter, and then talk to **Endon**.

Go out and head for **the lower city district**, go left and enter the building with a red sign "Arcade." Come up to **Luka** (7) and talk to him. Come back home and go to sleep.



## Day 3.

Go to the **Service center**, to **Endon**. Then to the "Arcade." Then follows a long scene. After this scene, Noemi will remember the past. Come up to the broken arcade machine (8) and continue watching the dialogue with **Luka**.

Then you need to break all the boxes, without letting **Luka** to catch you.

*During the chase you can save!*



Proceed watching the following scenes and then go to the **Police station**. Talk to the person at the counter and watch **the scene**. Return home.

## Day 4.

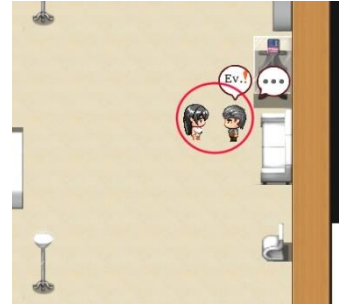
Get acquainted with **Mnazon**, and then go to the **Service center** and talk to **Endon**. Return home. Then **read** the article. Watch **the scene** with the courier

and **get on** the computer. Watch **the scene**, go to sleep and watch the beginning of **the scene**.

## Day 5.

Get up and take a shower in the bathroom. Go out naked and go to the kitchen. Watch **the scene** with **Agapiy**. Go out and talk to **Agapiy** in the living room (8). **The end of the Prologue.**

*After completing the Prologue, new options in the main menu will become available! «Back to the city map» - gets you back to the main map of Dilmur! «Time skip» - time skip till the night/morning.*





---

## Noemi's LST points.

*High index of LST does not mean that your character is on the "whore" root. LST points will simply open an access to such decisions. Everything depends on what you choose throughout the game.*

### 1-4 LST points.

Go to the Service center and buy 3 "Gaming company's Box" from **Endon**. Get back home and get on the computer. Press "Dismantling and restoration!" button and dismantle the boxes you've purchased. Then press "Play H-games!" and play, watching **the scenes**. After **the second** game you'll get a continuation of the dream **scene**. The third game opens a new type of **scene** and the beginning of a new dream **scene**. After all that you'll have **4 LST points**.

*To access the next games, you'll have to proceed on the [main story!](#)*

### 5-8 LST points.

Go to the Service center and buy 4 "Gaming company's Box" from **Endon**. Do the same as the previous time. You'll get the continuation of the dream **scene**.

*In order to access the next game, you have to proceed on the main story.*

### 9-16 LST points.

For the further access you don't need to proceed on the main story. You'll need only to increase you **LST points to 8**.

Computer **Noemi**, "Play i H-games," we catch a new quest, perform. **In the description of the quest all the information that you needed!**

Go to the Service Center, talk to **Endon** "About the games from the gaming company..."

He will tell you that he ran out of junk and he'll need a sponsorship money. Pay him. **Wait for one day**. Buy **8** "Gaming Company 2nd batch Boxes" Go home, dismantle and play.

*To be continued in the future versions...*

## The Main Story.

Go to the **main square**, choose "Wait for **Mnazon**." After finishing the dialogue, go to the Midea's company. Approach the woman at the counter (10). Then go to the man standing next to the entrance (11) and talk to him.

**You have a choice here:**

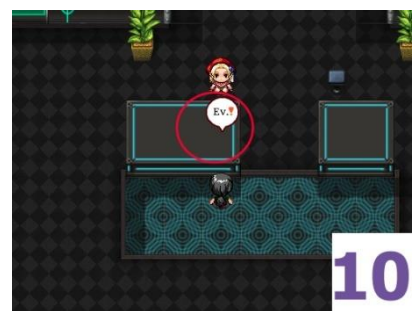
**Pay.** Proceed the main story, skipping the scene. No other consequences.

**LST≥2!**

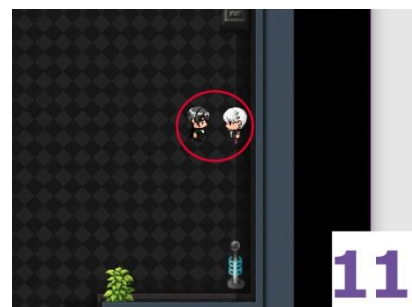
**Agree to the photo session.** Watch **the scene**. No other consequences.

Go out of the building.

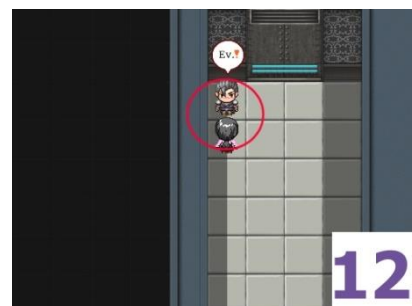
1) If Noemi has already talked to Agapiy, she will know where the tailor is.



10



11




12

2) If the event mentioned above didn't happen, then go back home and talk to Agapiy. Pick "Talk," "Ask about the tailor." Go out of the apartment and you'll have an access to a new place.

Go to the tailor and talk to him. Go to the dressing room and watch a dress changing **scene**. Talk to Krisantos. Talk to the employee by the entrance again (11).

To go the upper right part of the map. Talk to the guard (12). Then talk to people showed in (13), (14) and (15).



The even will trigger automatically. Go down to the first floor and talk to the employee again (11).

**You have a choice here:**

Pay. Proceed the main story, skipping the scene. No other consequences.

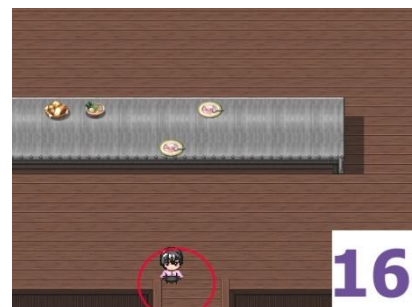
**LST≥3!**

Agree to the photo session. Watch the **scene**. No other consequences.

Then you go up with the employee. You'll get a short **scene** and get into the vent.

**Route: STRAIGHT-RIGHT-RIGHT-LEFT**

Through the elavator you'll get into the kitchen. Go to the door (16) and back to the elevator you came out from. **Go down the vent** and **turn right**, go till the end. Watch a couple of **scenes** with Midea.



**You have gained access to the next games!**



Go to the Main Square and "**Wait for Mnazon.**"

He will give you a task. **In the morning** go to the **lower city district**. Go to the right, till the end. Inspect all the places that blink and meet **the boys**.

You do not have to completed "DQ6 Game" mission. Even more, by ignoring this quest, you'll get a **scene** with boys punishing Noemi. Also it will open new events with boys in the "Arcade." But even if you complete this mission, in 5 days Luka will tell you that the arcade machine is not profitable and offer you to replace it. Replace the arcade machine and go back to the constructions. You'll get that very **scene** with the boys punishing Noemi.

Head to **Endon's**. "About the communication," buy walkie-talkies. Get back to the boys (17). Watch the long scene. Also get a **scene**.

Go to the Main Square and "**Wait for Mnazon.**" Meet **Calix**, get a **scene**.

Noemi goes back home and sleeps. **Go out** of the room. Talk to **Calix**.

**At night, get back** to the construction (18).

There, meet **Rufina**. Wait for **2** days and again talk to **Rufina**. Get a **scene**. Go to the **bar**. Talk to **Calix**.

*Now the Bar is available to visit!*

After, you'll need to prepare for the next event:

- 1) Warn **Agapiy**. Come to him, press "Talk," "About not sleeping at home..."
- 2) Get your **LST points** to the possible maximum - **16!**

Talk to **Rufina**. Now, you're ready!

Go to the **coffee shop!** Get a sexual harrasment **scene**. Interact will all flashing events and talk to the **Coffee shop Owner**. Talk to **Rufina** and go to the coffee shop again. Talk to the **Coffee shop Owner**

**Attention!** Further, if you follow the "whore" root, you'll need to agree to ALL the **scenes** in the coffee shop.



**The Coffee shop Owner** offers you to put on an apron on the naked body.

If you refuse, then skip the two scenes.

LST≥10!

If you agree, you'll get a scene.

Then **the Owner** would want to play with **Noemi's pussy**.



LST≥12!

If you agree, then you'll get another scene. And gain access to the scene, that will happen the next day!

Interact with all flashing events again and talk to the **Coffee shop Owner**. Talk to **Rufina** and go to the coffee shop again. Go to the **store room**. Talk to the **Coffee shop Owner**. Clean up the flashing garbage.

**Then the Owner** will ask to masturbate him.

If you refuse, then skip the scene.

You will lose the opportunity to steal money from his account.

LST≥14!

If you agree, then you'll get a scene.

And get the information that will let you to receive money.

Then inspect **the boxes on the floor**, then **the computer**. Go to the bar and talk to **Calix**.

Then take a **shower** and drink **coffee**. No come up to the wardrobe and dress in a uniform. **Come to** the meeting place (19).

Go to the store room and open the gates. **Come up to any box**, take it and bring it through the gates opened by Noemi.

The car is closed, talk to **Calix**.

If **Noemi** jerked the **Coffee shop Owner** off, then come to the computer first. Then **take the last box** through the gates.

Talk to **Calix**. Then **Noemi** will have a choice:

If you refuse, then **skip the scene**.

**LST≥16!**

If you agree, then you'll get **a scene** with a blowjob.



**Noemi** comes back home. If you received all 4 scenes in the coffee shop, then **Noemi** will get:

1 additional **LST point and 1 point to the "whore" root**. *(This option is not displayed in the statistics)*

Head to **Rufina** and get the information about the **Avenger** from her.

Go to the Main Square and **"Wait for Mnazon."** Meet Mnazon.

If **Noemi** stole the money from the account of the **Coffee shop Owner**, she will not receive the money from **Mnazon**.

If **Noemi** didn't steal the money, then **Mnazon** will give her 20,000 triens.

Then, Noemi has a choice to make, what to do with **the flash drive and fate of the Coffee shop Owner**. Pick what you like the most.

**Attention!** The next event will close the access to **Midea**. If you want to develop the relationships with her, you will need **to watch the farewell event** to continue her root. Otherwise, **her root will end here**.

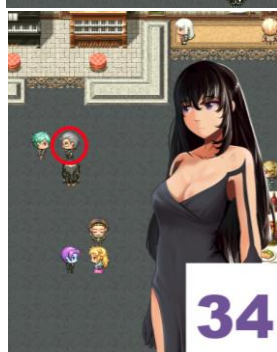
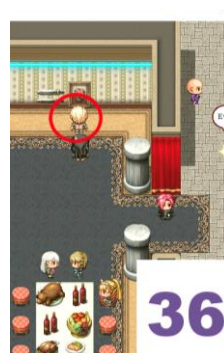

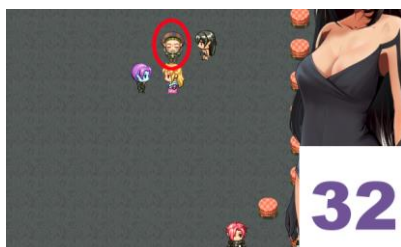
Go home, watch the news with **Agapiy** on **Midea's** removal from the executive post.

Then go to **Noemi's** room, "**Check your email**." You'll receive a message from **Mnazon**. Then come to him on the main square, "**Wait for Mnazon**."

*If you want to get all the H-scenes, by this moment you need to have at least **14 LST points**.*

**Wait for the evening**, go to the mission (31).

Here you will have to talk to certain aristocrats (32-36) and pick the right answer options. **Always pick the first option!**



Then you'll have two events, which are highlighted with an "Ev." icon. **These events require LST points.**

First, go to the event near the table.

Choose **"Think of something."** (LST ≥ 10) You'll get a little **scene**.

Go to the balcony. **"Pretend I did not notice that."** (LST ≥ 10) You'll get a little **scene**.

Then you will be automatically moved to the table where Potite approaches us.

**Answer him:**

**A-Araga --- ...a project that would be interesting for aristocrats --- Horrible, I will never go there again. --- I do not like them, they look strange.**

Then goes the scene how you lure Potite into the bathroom.

**There will be a choice in the bathroom.**

*Regardless of your choice, you will have both variations of the scene.*

Pick **"Do what he wants"** you'll get a **scene**. (LST ≥ 12).  
Another choice, pick **"Do it!"** (LST ≥ 14).

**+You will receive 1 LST special point.**

Pick **"Play for time"**, you'll have another **scene**.

Watch the **scene** with Mnazon taking Potite's key. End of the mission and you get automatically moved back home.

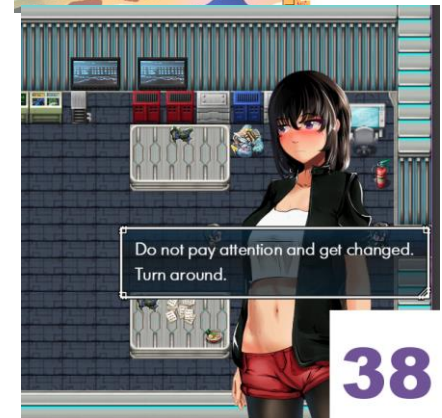
**If you want to get all the H-scenes**, you need to have at least **16 LST** points and **2 special LST points**.



In the afternoon go to the next mission. (37).



Go inside, change the shift and change your clothes, you will **have another choice**. (38).




It does not depend on LST points this time, pick what you would like to see. You'll get a **scene**.

*The cap does not affect anything.*

Then an operator requests a free specialist. Pick "**Come to the call.**"

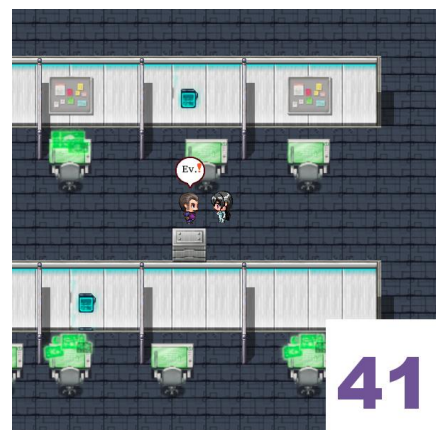
First go upstairs and talk to that NPC (39). **You will learn from him how to address Potite.** You will need that later.



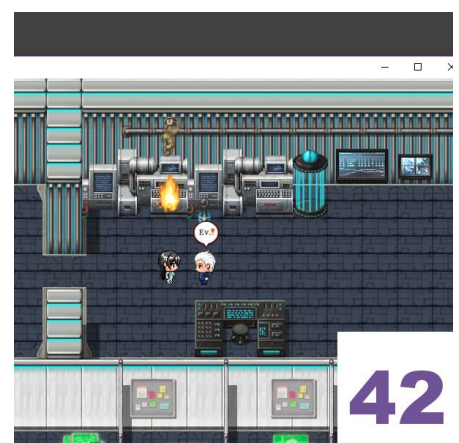
Go to the NPC (40) you need and talk to him. **Then go back where you came from.**



Another request. Then go here (41). Pick "**Let him keep touching.**" ( $LST \geq 8$ ). You'll get a **scene**. Other options do not give you anything.

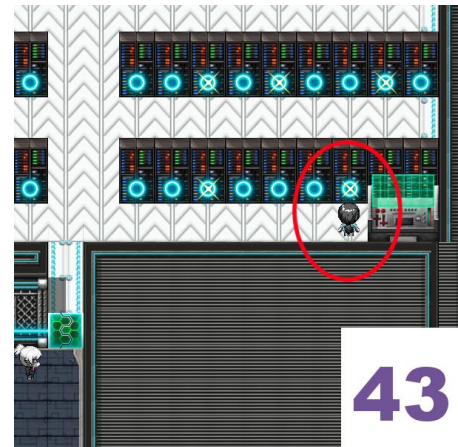


3rd request. Go upstairs and talk to an NPC (42). Pick "**Maybe we can make a deal?**" ( $LST \geq 8$ ). You'll get a **scene**.



After all this, **Mnazon** will contact you. When you see a security guard, approach him and pick "**Object!**", then "**Mister Potite!**" Now you're inside.

**Choose this computer (43).** Leave the building.



Then you need to get out of the car and **you have two choices here:**

**"Try to seduce them."**

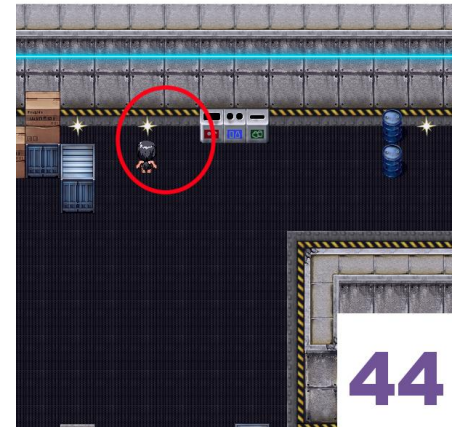
(Special LST  $\geq 2$ ). You'll get a scene where **Noemi** seduces them and then runs away.

**You will receive 1 LST special point.**


**"Act aggressively!"** in the right moment, **Noemi** simply runs away from them. You'll get a scene.

Regardless of the choice, you'll get into the same location. Choose this spot (44).


If you picked "Try to seduce them" before, you will have a funny **scene**. Noemi successfully escapes from them and then gets a call from **Mnazon**.



After the dialogue **go here** (45), **Noemi** will think over her future. Pick "**Keep going!**"



**Go to the lower city district** and talk to **Rufina** (46). **Wait for a day** and talk to her again.





Go home, to the computer, pick "In the Internet...", "Find the artist".

*You must have 10,000 triens with you.*

Come to **Rufina**. You will receive a portrait, Noemi decided to put it on the Internet. **Wait for a day**. Then you'll automatically get an event in the room. **Wait for a day again**.

**Come to the stranger** (47). After the dialogue, go to the brothel.

*You can do that through the terminal in the lower city district.*


Come here (48) and start spying. Skip the time and watch him again, **do that two times**. Notice the girl that approached and talked to him, come talk to her.

Come to **Rufina** and talk to her. She starts searching for a prostitute, **wait for two days**. Talk to her and automatically get moved to the necessary prostitute.

You need to pay her 25,000 triens. **Wait for a day** and learn that she is not there.

Come to **Rufina**. The Prostitute lied to you. **Then choose what to do next**.

"Agree." (LST  $\geq 18$ ). Accept **Rufina's** help. You appear in the brothel and continue playing as **Rufina**. **Talk to these three prostitutes** (49-51), then the event will trigger automatically. You will get a **scene** with **Rufina**.





---

**"Refuse"**. You start searching for a new prostitute. When you find her, you will automatically appear in front of her. Talk to her, pay her and wait for a day. **Go to Mentor (47)**.

The job is done. You will get new information and possibility **to go to the orphanage (52)**.

*In order to go there you need 10 AP points*



Come inside. Inside the orphanage, examine everything, after this an even will automatically trigger and you will come outside. Approach the grave. Watch a long **scene**.

After you get to control your character again, come to **Mnazon**. He will not be there.

Come to the lower city district. You will see some strange guys. Skip the time. You will see them again. Talk to the one on the right. You will get a **scene** and a plot twist for a future event.

*To be continued in the future versions...*

# Agapiy.

*You can do the events in any order and at any time.  
The most important thing is to watch them. I'm going  
to describe my order of playing it through.*

## *Agapiy. Morning.*

Come up to **Agapiy**, choose "Talk" and look through the dialogues: "Tell about your achievements," "Ask about a work tour," "Learn more about the trip."

Then choose "Action," "Watch a movie." Choose "Some movie about doctors." Watch the scenes of watching the movie together.

"Action," "Offer a cup of tea." Watch the scene of drinking tea together.

## *Agapiy. Evening.*

He's in his room. Go talk to him.

"Action," "Massage." Watch **the first scene** of the massage.

Go to the bathroom, take a shower. Go out of the bathroom **naked** and go to the kitchen. Watch **the first scene** after the shower.

***Sleep/Skip time.***

## *Agapiy. Morning.*

Go to the bathroom, take a shower. Go out of the bathroom **naked** and go to the kitchen. Watch **the second scene** after taking a shower.

Go to the living room, choose "Talk," "About walking around naked."

***Do a Time skip.***

## *Agapiy. Evening.*

Go to the bathroom, take a shower. Go out of the bathroom **naked** and go to the kitchen. Watch **the third scene** after taking a shower, with a courier.

Go to the **Ahapiy's** room, choose "Action," "Massage." Watch **the second scene** of the massage.

***Sleep/Skip time.***

## *Agapiy. Morning.*

Go to the bathroom, take a shower. Go out of the bathroom naked and go to the kitchen. Make a cup of coffee for **Agapiy** and take it in his room. Talk to **Agapiy**. Go out of the room and watch **the scene**.

***Do a Time skip.***

*Agapiy. Evening.*

Go to the **Agapiy's** room, choose "Action," "Massage." Watch **the third scene** of the massage.

***Sleep/Skip time.***

*Agapiy. Morning.*

Talk to **Agapiy in the daytime**. He will invite **Noemi** to a restaurant. Dress up in your room and come up to him, he's near the exit. Sit down at the table and watch **the scene** in the restaurant.

To continue relationships with **Agapiy** you have to wait for two days since the restaurant ball event.

You need to have **LST≥8!**

And **ALL** previous events.

**After** these conditions have been met, simply visit **Noemi's room**. If you skipped time and it didn't work for you, then **go out and enter the room again**.

*New events with **Agapiy** are now opened!*

*Agapiy. Morning.*

Go to the bathroom, take a shower. Go out of the bathroom **naked** and go to the kitchen. Notice that **Agapiy** is working in his room again. Make him a coffee and **get** another **scene**.

For the next events you need to have: One movie (any), One "Some boring movie" and the "Second part of the movie."

Go to **Agapiy** in the living room. Choose "Action," "Watch a movie," pick **any** and watch. A new movie watching **scene**.

***Do a Time skip.***

*Agapiy. Evening.*

Go to the **Ahapiy's** room, choose "Action," "Massage." Watch **the fourth scene** of the massage.

Get a quest to buy the oils. Go to the computer. Choose "In the Internet...", "Order the oils." Buy the oils.

*Pick a red tube and mix it with a green one, 1 to 2 ratio. Take a blue tube and mix it with a violet one, 1 to 1 ratio.*

***Sleep/Skip time.***

*Agapiy. Evening.*

Go to the **Ahapiy's** room, choose "Action," "Massage." Watch **the fifth scene** of the massage.

The bar will open for you as the story goes. If you don't have access to the bar, it's time to take a break and continue the story.

Go to the **lower city district**, through the terminal (20) choose the "Red Fork" bar, come up to the bar counter and **get drunk**. Go home and get a new **scene** with **Agapiy**.

Go to the bathroom, take a shower. Go out of the bathroom **naked** and go to the kitchen. Notice, that **Agapiy** is working in his room again. Make him a coffee and **get** a new bed **scene**.

*Agapiy. Morning.*

Come to **Agapiy** in the living room. Choose "Action," "Watch a movie," pick "Some boring movie..." You'll get a new scene.

*Now persuade him to watch the second part.* Come to Agapiy in the living room. Choose "Action," "Offer a cup of tea." **Noemi** buys tea.

***Do a Time skip.***

*Agapiy. Evening.*

Go to the **Ahapiy's** room, choose "Action," "Massage." Come to the **Agapiy's** bed and ask him to **sleep together**.



***Sleep.***

*Agapiy. Morning.*

Come to Agapiy in the living room. Choose "Action," "Watch a movie," pick "The second part of that movie..." You'll get a new **scene**.

***Do a Time skip.***

*Agapiy. Evening.*

Go to the **Ahapiy's** room, choose "Action," "Massage." Come to **Agapiy's** bed and ask him to sleep together.

*Skip the morning.*

*Agapiy. Evening.*

Go to the **Ahapiy's** room, choose "Action," "Massage." You'll get a new **scene** with a massage! Come to **Agapiy's** room again, choose "Talk," "After the massage..." and watch the dialogue.

Come to Agapiy's bed and ask him to sleep together.

*Agapiy. Morning.*

Come to Agapiy in the living room. Choose "Action," "Cooking," you'll get a new **scene**.

If all the events mentioned before are completed, there will be a sing Ev(21) above the Agapiy's bed.



Come to the **Agapiy's** bed, watch **the scene**. Then go to the living room and talk to **Agapiy**. Wait for **two** days. Go to your room and sleep. Follow **Agapiy**. Go down and **talk** to a girl (22).

For the next events you need to help **Rufina** in the main plot. **After she has told you about the Avenger**, she **will be ready to help you with the tape** from the brothel.





**Go** to the **lower city district**, through the terminal choose "Rufina's house," talk to her. Wait for **one** day. **Get the tapes**, go home to your **computer** and watch it.

After watching the tapes, got to **Agapiy** and talk to him. You are going to have a serious talk. **Your relationships has reached a new level!**

Go to the  
learn **Agapiy's**  
past.

Now you need to progress on the main story till the moment, where you will need to watch the [news about the Midea's resignation](#) with the father.

kitchen and  
story about the

Then to the bathroom, there will be a shot **scene** and a dialogue after.

*Agapiy. Morning.*

Talk to **Agapiy**, watch **a scene** with changing the clothes, **there will be a new option available in the "Action" tab** - "Date!"

*The "Date" option will have no restrictions on how many times you can use it, but this action requires money!*

*Agapiy. Morning.*

"Action", "Date!", "The main square". Further "Simply walk around and buy necessary wares for the house!".

"Action", "Date!", "The main square". Further "Cinema Theater "Film Strip"!".

"Action", "Date!", "The main square". Further "Shopping!".

*Agapiy. Evening.*

***Sleep/Skip time.***

"Action", "Date!", "Restaurant "By the Blue Skies"!".

*Agapiy. Morning.*

***Sleep/Skip time.***

Go to the bathroom and join **Agapiy**. Watch **a scene** in the shower with Agapiy.

*Agapiy. Morning.*

***Sleep/Skip time.***

Go to the bathroom again, join **Agapiy** and choose "Yes!" Watch a **scene** with **Agapiy** playing with **Noemi's** breasts. *Agapiy. Evening.*  
**Sleep/Skip time.**

"Action", "Massage". Wait **one** day and do it again. You'll get a little **scene**.  
*Agapiy. Evening.* **Sleep/Skip time.**

"Action", "Massage". Watch a **scene** with **Agapiy** helping **Noemi** to relax.  
*Agapiy. Morning.* **Sleep/Skip time.**

Go to the bathroom and join **Agapiy**. You'll get a short **scene**.

Then immediately **come up to a mirror** and get a new monologue.

*Agapiy. Evening.* **Sleep/Skip time.**

"Action", "Massage". Watch a **scene** with **Noemi** jerking **Agapiy** off.

From here, I'll split the events in groups. **You will need to watch them** in order to **get to a new relationships level**.

#### **Events in the evening:**

1. "Action", "Date!", "Restaurant "By the Blue Skies"! ". You'll get a **scene** with **Noemi** masturbating right in the restaurant.
2. Come up to the **father's** bed and attempt to sleep with **Agapiy**. You'll get a short little **scene**. Now **Noemi** and **Agapiy** sleep naked.
3. Sleep with **Agapiy** again and get a **scene**.

#### **Events in the morning:**

1. Go to the bathroom and get a **scene** with **Noemi** masturbating with her breasts.
2. "Action", "Date!", "The main square". Further "Cinema Theater "Film Strip"! ". A **scene** with masturbating in the cinema.
3. «"Action", "Date!", "The main square". Further "Simply walk around and buy necessary wares for the house! ". You'll get a short little **scene**.
4. Once you complete all events mention above **there will be a new dialogue with Agapiy available - "Talk about you..."**

*In the "Action" tab there will be a new option - "Take a shower together"*

"Action", "Date!", "Restaurant "By the Blue Skies"! ". You'll get a new **scene** with a blowjob.

**You will need to watch them in order to get to a new relationships level.**

**Events in the evening:**

1. "Action", "Massage". You'll get a **scene** with a blowjob.

**Events in the morning:**

1. You will need an item "Some erotic movie". "Action", "Watch a movie", "Some erotic movie". Watch **the first scene** where **Noemi** works with her legs.
2. "Action", "Watch a movie", "Some erotic movie". Watch **the second scene** where **Noemi** works with her legs.
3. "Action", "Watch a movie", "Some erotic movie". Watch **the third scene** where **Noemi** works with her legs.
4. "Action", "Cooking", a deep blowjob scene.
5. "Action", "Cooking", **a scene**, where **Noemi** tries a salad with a sperm.
6. "Action", "Tea party", You'll get a short little **scene**.
7. "Action", "Tea party", **a scene** where **Noemi** drinks tea with sperm.
8. "Action", "Date!", "The main square". Further "Cinema Theater "Film Strip!". **A scene** with blowjob in the cinema.

Once you complete all the events mentioned above, **come up to Agapiy in the morning**. The event will start, where **Agapiy** and **Noemi** will have sex for the first time.

Noemi appears in her room, **pick all the notes**. **The first note** is right at the entrance in Noemi's room. **The second note** is in the kitchen. **The third note** is in the living room. **The fourth note** is in Noemi's room. **Go to Agapiy** and watch a **scene**.

*In the "Action" tab there will be  
a new option - "Have sex!"*

**You will need to watch them in order to get to a new relationships level.**

**Events in the evening:**

1. "Action", "Date!", "Restaurant "By the Blue Skies"!". **A scene** in the dark alley.
2. "Action", "Have sex!".

**Events in the morning:**

1. "Action", "Watch a movie", "Some erotic movie", "Have sex!". A new **sex** scene.
2. "Action", "Cooking". A new **sex** scene.
3. "Action", "Date!", "The main square". Further "Simply walk around and buy necessary wares for the house!". A **scene** where **Noemi** teases **Agapiy**.
4. "Action", "Date!", "The main square". Further "Cinema Theater "Film Strip"!", "Have sex!". A new **sex** scene.
5. "Action", "Date!", "The main square". Further "Shopping!". A new **sex** scene.
6. "Action", "Take a shower together", "Sex".

**Have sex 2** more times (no matter how) and **then, there will be a new dialogue available** - "Anal sex!"

"Action", "Massage". A **scene** with the first anal sex.

**There will be a new dialogue available** - "About the pills." **Watch it.**

"Action", "Watch a movie", "Some erotic movie", "Have a anal sex". A new anal **sex** scene.

"Action", "Date!", "The main square". Further "Cinema Theater "Film Strip"!", "Have a anal sex". A new anal **sex** scene.

*To be continued in the future versions...*

---

## Midea.

*You'll get access to **Midea** throughout the main story and you will be able to visit her in her apartment.*



*You can do the events in any order and at any time.  
The most important thing is to watch them. I'm going  
to describe my order of playing it through.*

Go to the **Midea's apartment**. First, talk to the servant, then to **Midea** (23).  
Choose "Talk," "Ask about the servants..." and then "Ask about the hand..."

Choose "Action," "Walk in the yard," and then "Dine together."

She'll give you a **task**. Find a song named "Around the world" and go to Midea.  
Choose "Talk," "The song for Midea!"

Choose "Action," "Working as a maid." Two scenarios are possible:

**Noemi** picks up scattered stuff, get a decent pay, but **loses relationship points** with Midea.

If **Noemi** skips at least one thing, she's receive **the first punishment scene** from **Midea**.

Come to **Midea**, choose "Talk," "Talk about parents."

**Do a Time skip.**

*Midea. Evening.*

Come to **Midea's** room (24) and watch **the scene**.



**Do a Time skip/Sleep.**

*Midea. Morning.*

Choose "Action," "Dine together," watch **the scene**.



Then choose "Action," "Working as a maid," **do the work poorly** and get the **second punishment scene**.

***Do a Time skip.***

*Midea. Evening.*

**LST≥5!** Come to **Midea's room** (24) and watch the **second peeking scene**.

***Do a Time skip/Sleep.***

*Midea. Morning.*

Then you'll need to **improve the relationships with her** to **15**. Talk to Midea. Choose "Action," "Working as a maid," **do the work poorly** and get the second punishment again.

**LST≥6** Talk to Midea, choose "Action," "Dine together," watch a new scene.

Come to Midea, choose "Talk," "Discuss our feelings..."

**LST≥7** "Action," "Working as a maid," **do the work poorly** and get the **third punishment scene**.

Increase the relationships with <b>Midea</b> to <b>25</b> , in order to gain access to the next event.
--

***Do a Time skip.***

*Midea. Evening.*

**LST≥8!** Come to **Midea's** room (24) and **watch the third peeking scene**.

***Do a Time skip/Sleep.***

Go to the living room, there, **Noemi** will hear someone in the bathroom. Go there and agree to help Midea. You'll get a scene.

Increase the relationships with Midea to 35 in order to gain access to the next event.
--

*Midea. Morning.*

Come up to **Midea**, you'll get a couple of new scenes.

### **Midea becomes unavailable for visiting!**

Now you need to progress on the main story till the moment, where you will need to watch the [news about the Midea's resignation](#) with the father.

**After** watching the news, **Noemi** will go to the bar, where **Midea** will be waiting for her (3).

You have a choice here:

If **Noemi** will pay for **Midea**, then you'll get a scene with the kiss and they will immediately go to **Krisantos**.

If **Noemi** will lie or if she won't have any money, then **Midea** will show her breast to the one, willing to pay for her. **Noemi** will have a choice to join here, or to refuse.



### **LST≥11!**

If **Noemi** agrees, you'll get the scene where **Noemi** and **Midea** show their breasts. After that, they will go to **Krisantos**.

If **Noemi** refuses to help **Midea**, then this scene will be skipped.  
And they will go to **Krisantos**.

Everything is pretty straightforward from here, look for a new clothes for **Midea**, watch the scene of **Midea** staying overnight at **Noemi's**, and then Noemi seeing Midea off.

Before leaving, **Midea** would want to kiss **Noemi**.

If you decide to kiss her, you will do it in front of Agapiy and increase your relationships status.

If you refuse, Midea will be slightly disappointed and you'll get a penalty to your relationships.

*To be continued in the future versions...*

---

## "Arcade"

Go to the "Arcade," talk to **Luka** and work there.

Scenes are selected randomly. **2 scenes** are possible!

The scene with two guys. After repairing the arcade machine, one of them would slap Noemi's butt. There will be a choice:

- 3) **Punch him** and the scene will end. Noemi will receive a fine.
- 4) **LST≥4! Tolerate and permit it.** You'll get the scene.

The scene with an old man which starts touching Noemi's breast. There will be a choice:

- 1) **Punch him** and the scene will end. Noemi will receive a fine.
- 2) **LST≥4! Tolerate and permit it.** You'll get the scene and the tips!

*In order to progress further, there is no need for the scenes mentioned above.*

**In order to progress**, you have to **be acquainted** with **Krisantos**. You should have met him during the playthrough.

If you worked in the "Arcade" **5** or more times. **If you know Krisantos**, then the next time you will be working in the "Arcade," **Krisantos** will come by. Alongside with **Luka** you will decide to make the "Arcade" more popular.

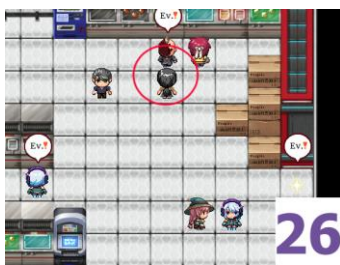
**Attention**, if you go for the new costume with Luka, then the scenes with the old costume will be **no longer available**. *At least for this moment.*

Come up to **Luka**, choose "Talk!", then "Go to **Krisantos!**". Look at **Noemi's** new outfit.

*Now, working in the "Arcade," you will choose yourselves all the events you need.*

Since that moment, new events with the boys appear. You met them during the main story playthrough. But you have to make them angry! You can do this in two ways - you can just don't do anything, when they ask you for the DQ6 game. Or, in case if you have already set it up in the "Arcade," replace it. This will be possible to do five days after the installation. Luka will tell you that the arcade machine doesn't bring any profit.

*There are 4 available events inside the "Arcade":*



Two guys, come up to them and talk. There will be a choice:

**LST≥10!** "Stay on the spot..." - they will both start touching **Noemi**. +1 to the "Arcade" popularity, + 100 tips.

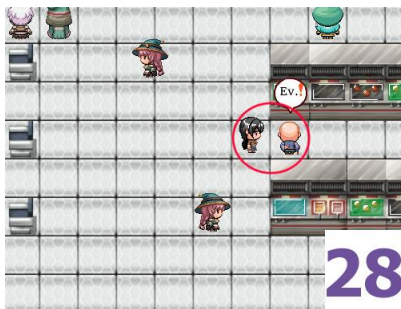
"Leave and finish working!" **Noemi** will let them discuss her. +1 to the "Arcade" popularity.



The guy with the headphones. Come up to him and talk. There will be a choice:

**LST≥10!** If **Noemi** comes up to the client too close. +2 to the "Arcade" popularity, +200 tips.

If **Noemi** stays where she is, +1 to the popularity of the "Arcade."



Again, that old man we already know. Come to him, there will be a choice:

**LST≥10!** "Let him..." **Noemi** is staying still and bear the old man's tricks. +2 to the "Arcade" popularity, +500 tips.

"Stop him" **Noemi** won't let him touch her, but will let him stare at her breast, +1 to the popularity of the "Arcade."

Available, if the boys are angry with you!

A



The man in the corner, come up to him, there will be a choice.

"**Look around**" - **Noemi** will look around and stop the boy that was running at her. That will be the end of the event.

"**Do not pay attention...**" - **Noemi** goes on working, not paying attention to anything else. The boy will run up to her and raise her skirt. The man will like it, and he will ask Noemi to show it again.

**LST≥10!** "**Show it...**" **Noemi** agrees to show it to him. +2 to the "Arcade" popularity, +1000 tips.

"**Do not do that.**" **Noemi** won't do that. +1 to the popularity of the "Arcade."

**Increase** the "Arcade" popularity to **15**. After that, talk to **Luka** and he will offer you to attract people from the "**Back to the Past**" Forum.

Go home, get to the computer. Choose "Back to the Past Forum," "Chat of the Forum." Watch how **Noemi** takes pictures of herself.

Go to work in the "Arcade," there will be a **new NPC** (30). Talk to him and take photos. Finish the work and wait for **two days**.

Go back to the computer, choose "Back to the Past Forum," "Chat of the Forum."

You'll get a new task, go to **Luka**, choose "Talk," "Talk about the cosplay."

Head to **Krisantos**, **pay 20,000 to him** and wait for two days. Come to **Luka** and get your costume.

**Noemi** outside the "Arcade."





**Noemi** now can work outside.  
However, there will be no scenes  
here. Dialogues only.

**LST≥7!** Simply enter the "Arcade," this way you will finish the work. **Noemi** realizes that it was harder than she thought and now will act more literately. Choose **"Yes"**.

Rest/Skip time and come to **Luka** again, choose "Work outside."

**Noemi** starts working more confident. There are various events available when coming up to the passersby:

A passerby listens to you, but doesn't want to take a photo.

**A passerby won't listen to you.**

**A passerby listens to you, but doesn't want to take a photo.**

*With a certain probability you will act as on behalf of **Noemi** as of a **passerby**. (Meaning you will make choices for them both sometimes.)*

**Noemi:**

"Say thanks and leave!" **Noemi** will simply take a photo and leave. The "Arcade" popularity: +1

**Passerby:**

"Pull the top" - Now, **Noemi** shall only refuse.

"Raise the skirt" - Now, **Noemi** shall only refuse.

"Just take a photo." - The "Arcade" popularity: +1

A passerby listens to you and agrees to take photos with you.

**Noemi:**

"Say thanks and leave!" **Noemi** will simply take a photo and leave. The "Arcade" popularity: +1

**Passerby:**

"Grab the butt!" - During taking photos, he will grab Noemi's butt. The "Arcade" popularity: +1

Grab the boobs! During taking photos he will grab her boobs. The "Arcade" popularity: +1

"Just take a photo." - The "Arcade" popularity: +1

Finish the work, go home and **read the Forum** again.

Now, dismantled things from junk are sold at a **more profitable price**.

*To be continued in the future versions...*

---

## Luka.

Events with this character are available after **Noemi has gotten a new working outfit** for the "Arcade."

You need to come up to **Luka**, choose "Work inside."

In order for this to work, you have to serve **no more than 2 clients**, or the event **will not happen**.

Finish the work earlier and see **Luka** coming in when Noemi is changing her clothes.

Repeat it two times and watch **Luka** spying on **Noemi**.

**LST≥5!** Do it again, but this time **Noemi will notice Luka** spying on her and lets him to have fun next time.

Leave the work earlier again and watch **the scene** with **Luka**.

Do it again, watch another **scene** with **Luka**.

**LST≥10!** Let **Luka** look at Noemi again, but with a new **scene**. Repeat it, another **scene**. **Luka** won't hold it and will run away.

Come up to **Luka** and talk to him. Watch the dialogue.

*To be continued in the future versions...*



---

*On all the bugs, errors or inaccuracies, please report to me  
on my Patreon page - [Patreon.com/Shaso](https://Patreon.com/Shaso) Or on my email:  
[shasogames@gmail.com](mailto:shasogames@gmail.com)*

---