

---

# BEING A ΔIK

---

The complete official guide



Season 1, Episodes 1-3



[patreon.com/DrPinkCake](https://patreon.com/DrPinkCake)

# Table of contents

About this guide.....	3
Character list.....	4
The <b>DIK</b> system - Shaping your character .....	9
Your phone - A guide to all the apps.....	11
Mini-games - To play or not to play them?.....	16
In-game stores- What you can buy from them .....	17
Mini-games - How to play them .....	18
About the walkthrough - What it is and what it isn't .....	26
Episode 1 - The Initiation.....	27
Episode 2 - Maggot Brothers.....	53
Episode 3 - 100%.....	75
Special renders - All locations .....	93
Lewd scenes - How to unlock them.....	104
Wallpapers - How to unlock them .....	116
Glossary.....	118

# About this guide

This guide has been written with the intent to be as spoiler-free as possible, but even so, it may contain spoilers to the story. Read it at your own risk.

This guide is the complete official guide written by Dr PinkCake, only sold from [patreon.com/DrPinkCake](https://patreon.com/DrPinkCake)

There may be deliberate omission of details and/or secrets to not spoil the story or the game. That said, the guide has been designed to guide the player through the game, unlocking collectibles such as [special renders](#), wallpapers, lewd scenes and more.

If you find typos, inconsistencies, inaccuracies or something else that you suspect needs correction, please report this to me on



[patreon.com/DrPinkCake](https://patreon.com/DrPinkCake)

or on my Discord server



<https://discord.gg/KyCc5E4>

or on Twitter




[twitter.com/DrPinkCake](https://twitter.com/DrPinkCake)


Thank you for reading! Enjoy the game!

*Dr PinkCake*

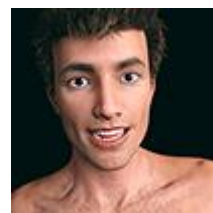
# Character list



You



Neil (Dad)



Derek

## Main Girls



Josy



Maya



Sage



Jill



Isabella

## Side Girls



Cathy



Jade



Riona



Camila



Quinn

## DIKs



Rusty (ΔIK President)



Tommy (ΔIK Vice President)



Nick



Jacob



Jamie



John Boy



Leon

## Jocks (Tri-alfas)



Chad (ααα President)



Dawe (ααα Vice President)



Anthony



Jimmy



John



Alex

## Nerds (Tri-betas)



Magnar ( $\beta\beta\beta$  President)




Ron ( $\beta\beta\beta$  Vice President)



Bert



Eugene



Sally (Magnar's girlfriend)



Oliver

## Preps (Alpha Nu Omega)



Tybalt ( $\alpha\nu\omega$  President)



Rich ( $\alpha\nu\omega$  Vice President)



Trent



Christian



Gordon



Lucas

## HOTs (Eta Omicron Tau)



Sage (**HOT** President)



Quinn (**HOT** Vice President)


### HOT Sisters



Heather



Elena



Arieth



Sarah



Riona



Melanie

### HOT Daughters



Camila



Maya



Mona


## Teachers and B&R staff



Jade



Stephen



Cathy




Isabella

## Other characters




Beth



Brandi



Dany



Envy



Minny



Mom (Lynette)



Rose




Steve



Troy



Wendy



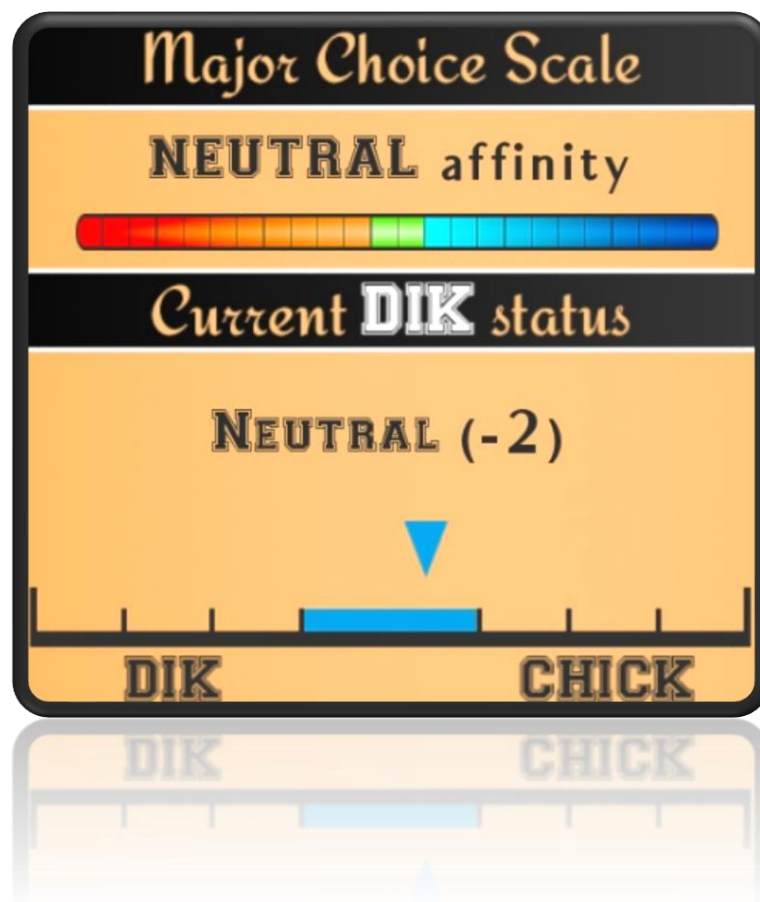
Zoey



## The **DIK** system – *Shaping your character*

In Being a DIK, you shape your main character (MC) and story, through in-game choices. Some choices affect your mood and will either remove or add **DIK** points from a score. In general, nicer/calmer/more mature actions remove **DIK** points and meaner/edgier/impulsive actions add **DIK** points. Some actions require a certain number of **DIK** points, or lack of **DIK** points. This means that the mood of your character can be a factor in how he reacts throughout the story. Your mood is tracked in the [Stats app](#) on your phone. Depending on the number of **DIK** points you have, you get a **DIK** status. The **DIK** status has the range:

Massive **DIK** - Huge **DIK** - **DIK** – Neutral - **CHICK** - Huge **CHICK** - Massive **CHICK**.



During the game you will face major choices. The major choices shape your personality, in a similar way as the mood, but these choices permanently shape your character in either direction. After making several major **DIK** or **CHICK** choices you will be unable to progress on the opposite side of the **DIK** scale past a certain point. Beware, eventually you may be forced to make **DIK** or **CHICK** decisions as a result of how you shaped your character.

The final part of the **DIK** system is called affinity. If you make more **DIK** or **CHICK** choices you will get a **DIK** or **CHICK** affinity. The affinity can also be neutral. The affinity is changed through the major choices in the game and can also be a deciding factor that lets you or prevents you from making certain choices.



## Your phone – A guide to all the apps

The phone in Being a DIK is an important tool. It has many useful and fun apps. If you're playing with mini-games disabled, your phone won't have the mini-game apps and may look slightly different from the picture. To access your phone, hover the upper left corner of the screen with your mouse cursor. If the phone is available, a phone icon will appear. Click it to open your phone. Click the off button or any side of the screen to close the phone.

If you're opening your phone during a free-roam event, the apps that have been unlocked will be available.

During the story, some apps will be unavailable to use.

If an app has an exclamation mark on its icon, it has new information for you to see or something new for you to do. New apps may unlock during the course of the story.



### Tasks

This app lists the tasks you need to complete during free-roam events.

Check it if you are unsure of what to do.



## Contacts

During free-roam, use this app to call or chat with someone.

You can call Derek, Magnar and Quinn if you want to purchase something.

This app may unlock rewards and affect relationships and future scenes in the story.



## Rooster

Rooster is a social media app. Students post pictures and messages and other students likes and comment on those.

The posts are called Clucks and these are posted ahead of time on [twitter.com/DrPinkCake](https://twitter.com/DrPinkCake)

This app may unlock rewards and affect relationships and future scenes in the story.



## Stats

The Stats app tracks your progress in the game.

You can see how much money you have, how many lewd scenes and **special renders** you have unlocked, how many classes you have passed and inspect your **DIK** status.



## Skills

The Skills app tracks your booster and cheat levels and your study bonus for the different classes.



## Bios

The Bios app tracks events and actions for each important character that you interact with in the game. If you need to see a past choice or read about your history with someone, this is the app to use.



## Pet names

If you want to call a main girl or a side girl a pet name during lewd scenes, for role-playing purposes, you can use this app to set which names you call them and they call you. There's also a button that resets all names to default. The names you set in this app are persistent, meaning that they are set across all your saved games.



## Rewards

When you unlock **special renders** in the game, you use this app to inspect them. Patrons decide who gets featured in the **special render** series in polls on [patreon.com/DrPinkCake](https://patreon.com/DrPinkCake)



## Scenes

If you want to replay a lewd scene that you unlocked, use the Scenes app. All lewd scenes can also be replayed directly from the main menu of the game. If a scene shows a percentage that isn't 100%, it means that there are more animations to unlock in that scene.



## Background

You can set a wallpaper for your phone using this app. If a background is locked, you must unlock it by playing the game. There are different ways of unlocking the backgrounds, including making choices in the story and using different apps on your phone.



## Vault

The vault is filled with **special renders** for you to unlock. In each new episode the vault gets a new set of special renders. To unlock the vault, you need to find a four-digit code in the game. Single digits of the code are found during free-roam events. They are always highlighted in **green** text. Enter the correct combination and press OK to unlock the vault.



## Music

During free-roam you can choose the music that plays using this app. If you want to skip a song quickly, hover the upper right corner of your screen with your mouse cursor and click the skip button. The phone must be closed when you skip a song.



## Brawler

Brawler is a fighting mini-game that lets you earn money, unlock **special renders** and improve your fighting skills. The skills you improve in this app will affect any fights that happen during the story.



# Shuffle

Once per free-roam, you can earn money using the Shuffle mini-game app.

Rearrange the tiles to create a picture.

# Mini-games – To play or not to play them?

Being a DIK has several mini-games. When you start a new game, you get the option to play the game with or without the mini-games.

You can still get the same rewards in either way you choose to play. There may be shorter scenes that you only get from playing the game with mini-games enabled, but don't let this deter you if you really don't want to play the mini-games. [Playing Being a DIK should feel fun for you, not like a chore.](#)

Passing the mini-games earns you rewards and there are several ways to make the mini-games easier. You can buy boosters or cheats, upgrade stats and study for tests. Your phone has several mini-games that let you earn money and rewards.

During free-roam events you can find money to spend on various things in the game. If you play the game with mini-games disabled, whenever you find money during free-roam events you get double the amount to compensate for the loss of money from not playing mini-games.





# In-game stores – What you can buy from them

You can buy things from Derek, Magnar and Quinn by calling them during a free-roam event. Derek sells cheats for mini-games, Magnar sells boosters for mini-games and Quinn sells...well...sex.

Using cheats in the game will increase your **DIK** score and refraining from using cheats will lower your **DIK** score. To put it simple:

- Use Derek's services if you're ok with gaining **DIK** points.
- Use Magnar's services if you want simpler mini-games and aim to have a low **DIK** score.
- Using both Derek's and Magnar's services in combination is ok, too.

Derek sells:

- English, Math and Gender studies cheat, three levels (\$, \$\$, \$\$\$)
- Shuffle Cheat, three levels (\$, \$\$, \$\$\$)
- Brawler skill point, three levels (\$, \$\$, \$\$\$)

Magnar sells:

- English, Math and Gender studies booster, three levels (\$, \$\$, \$\$\$)
- Take notes for nerds (\$\$\$) (Recommended to buy early to earn more money!)

Quinn sells various girls and her special offers are limited to certain parts of the story.

## Mini-games – How to play them

This section will guide you through how to play all mini-games in Being a DIK. It will not show the solutions to specific mini-games. If you are looking to beat a specific mini-game, i.e. the English class in Episode 2, read the walkthrough for that episode.

### Shuffle

Shuffle is a tile swapping mini-game available on your phone during free-roam events. The goal is to rearrange the tiles to make a picture. You can win money (\$) from this mini-game, once per free-roam.

Click on a tile next to the empty slot to move that tile. If you are close to solving the puzzle and have upgraded the shuffle cheat skill, sold by Derek when calling him during a free-roam, you can click the [SOLVE](#) button to complete the puzzle.



The easiest way to beat Shuffle is to upgrade and use the Shuffle Cheat ([SOLVE](#)).

Using this strategy will also be guaranteed to win Shuffle every time:

- Start by solving the green squares titled 1-4.
- Solve the rest of the puzzle without ever moving the tiles 1-4.



1	2	3
4	6	8
7		5

## Brawler

In Brawler you fight against opponents in a quick-time mini-game. There are three different difficulty settings in Brawler. You can always decrease the difficulty in the Brawler app, but once you have decreased it, you can't increase it again.

The game mechanics of Brawler are re-used in the story during fights. The skills and skill points you unlock and allocate in the Brawler app are used in the story-based fights to your advantage.

To play Brawler, open the Brawler app on your phone during a free-roam event. The first time you play it you will get to choose difficulty setting and watch a tutorial. Allocate your

skill points using the Skills menu.

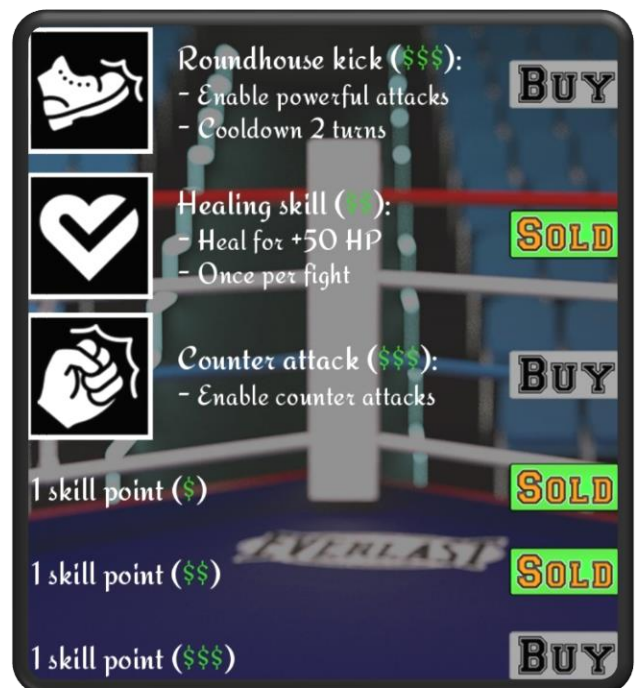
Increase a stat using the plus (+) button and decrease a stat using the minus (-) button.

The different stats will give you different advantages. Power (POW) will make you hit harder, Dexterity (DEX) will give you a longer reaction time, Health points (HP) will give you more health and Movement (MOV) will give you a chance to hit the opponent multiple times in succession. The recommended order of upgrading your skills is: DEX >> POW > MOV > HP



The Brawler store sells skills and skill points. Derek also sells skill points to Brawler and they are cheaper to get early on. To buy from Derek, call him during a free-roam event.


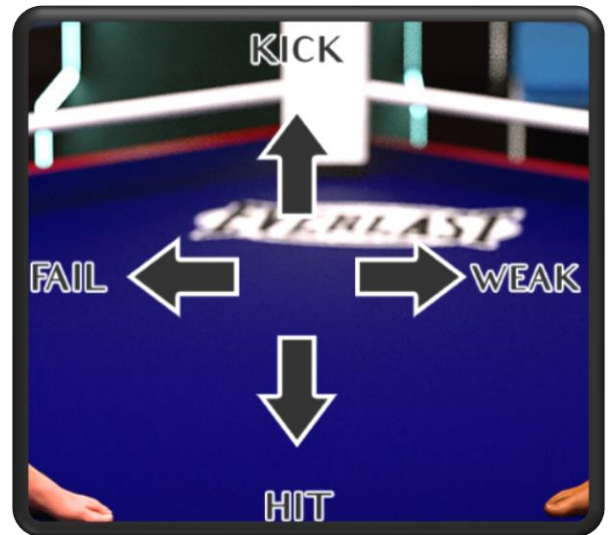
The Counter attack skill is the best skill, it gives you a chance to hit the opponent if you dodge his attack successfully. The Roundhouse kick makes some of your attacks more powerful. The Healing skill can be good for you, if you find yourself losing a lot of health in fights.



When fighting in Brawler there are two different phases, Attack and Defend. When attacking, first

select an attack, using the arrow keys. Beware, you have to avoid the words **MISS**, **NOPE** and **FAIL**, or you'll miss your attack. After choosing an attack arrows will pop up on the screen. Press the correct sequence, from left to right, to complete your attack. When defending you will have to press the correct sequence, much like when attacking.

If you fail, the opponent will hit you. If you succeed, you will dodge the attack. If you bought the **Counter attack** skill, there's a chance that you will attack the opponent after a successful dodge.



**ROUND**, **OUCH**, **POWER** and **SUPER** – uses the **Roundhouse kick** skill

**HEAL** – uses the **Healing skill** and heals you for 50 HP

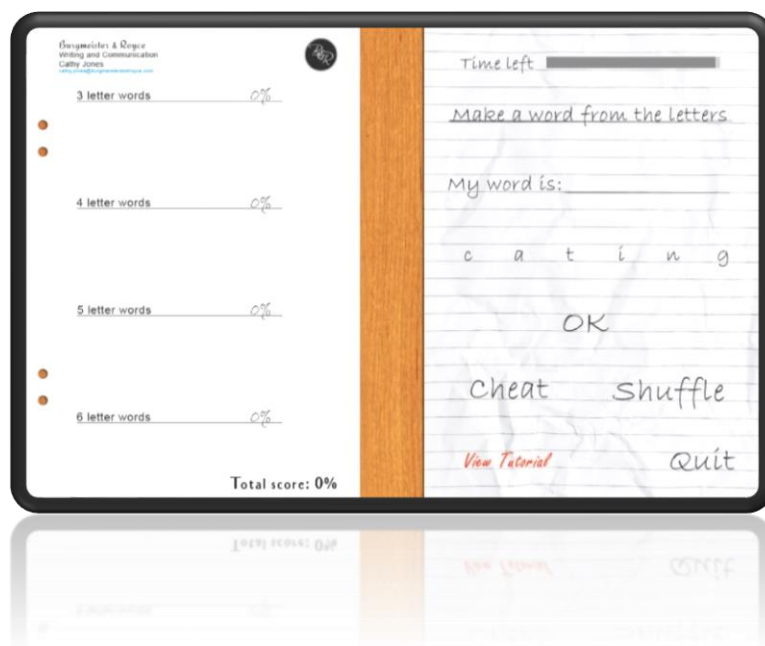
Defeat the nerd once each free-roam event to earn money (\$).

Defeat the prep when he offers a **special render** reward to unlock that **special render**.

Defeat the jock once each free-roam event to earn a new skill point. When you have maxed out your skill points, beating the jock will earn you money (\$) once per free-roam instead of skill points.

# English class

In the English class, you have to find words in a set of letters. Build a word by clicking the individual letters and click OK to test the word. If the word is correct it will be added to the found list of words to the left. You can click Shuffle to shuffle the letters, which is useful for spotting new words. You can click **Cheat** to automatically find a subset of the words. You can increase the number of words that are found when you cheat by buying the **Cheat** skill from Derek. Call Derek during a free-roam event to buy the **Cheat** skill. You can study for the next English test during certain free-roam events. Find a place where you can study and choose English class to increase your score by 10% per level that you study. Magnar sells boosters that lowers the score needed to earn **special renders** from the tests.

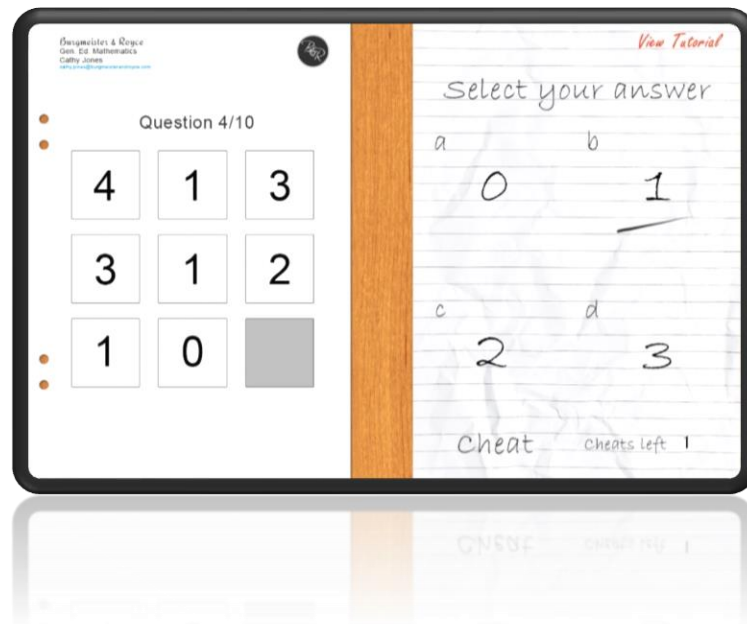


To pass the English class you need to find 70% of the hidden words. To earn **special renders** from the English class you need to find at least 90% of the hidden words.

If you passed the class and cheated, you will get one **DIK** point. If you passed the class without cheating, you will lose one **DIK** point.

# Math class

The Math class consists of a set of logical questions where you must choose the correct option (A, B, C or D). You can click **Cheat** to automatically guess a question correctly. You can increase the number of times that you can cheat by buying the **Cheat** skill from Derek. Call Derek during a free-roam event to buy the **Cheat** skill. You can study for the next Math test during certain free-roam events. Find a place where you can study and choose Math class to increase your score by 10% per level that you study. Magnar sells boosters that lowers the score needed to earn **special renders** from the tests.



To pass the Math class you need to get **70%** correct answers.

To earn **special renders** from the Math class you need to get at least **90%** of the answers correct.

If you passed the class and cheated, you will get one **DIK** point. If you passed the class without cheating, you will lose one **DIK** point.

## Gender studies class

To pass Gender studies classes you need to read and remember what the student in front of you says. After talking for a while, you will get asked questions about what she told you. Answer her questions correctly to pass the test. You can click **Cheat** to automatically answer a question correctly. You can increase the number of times that you can cheat by buying the **Cheat** skill from Derek. Call Derek during a free-roam event to buy the **Cheat** skill. You can study for the next Gender studies test during certain free-roam events. Find a place where you can study and choose Gender studies class to increase your score by 10% per level that you study. Magnar sells boosters that lowers the score needed to earn **special renders** from the tests.

To pass the Gender studies class you need to get **70%** correct answers. To earn **special renders** from the Gender studies class you need to get at least **90%** of the answers correct.

If you passed the class and cheated, you will get one **DIK** point. If you passed the class without cheating, you will lose one **DIK** point.





## Drinking mini-game

There's just one way to pass the drinking mini-game, hover the mouse cursor from the start box to the goal box without touching the edges. Each attempt has an invisible timer, so you can't take too long doing it. There are no cheats or boosters to make this mini-game easier. Winning some of the drinking mini-games earns you *special renders*, while others may offer different kinds of rewards or scenes.



# About the walkthrough – What it is and what it isn't

The episodic walkthrough is meant to guide you through the episodes and describe how to travel different paths throughout the game.

The walkthrough is not guiding you towards a certain girl or a certain ending; there will be a separate section for this in the future. You will have to make your own choices based on how you feel or what you read in the walkthrough.

The walkthrough will:

- Show answers to classes and mini-games.
- Hint on recommended actions.
- Show if girls like or dislike your actions.
- Warn you about the consequences of your actions.

The walkthrough is a work in progress, until Being a DIK is fully developed.

## How to best use the walkthrough

The game is designed to tell a story and following a walkthrough may ruin the intended experience. I would recommend using the walkthrough as a guide after one initial playthrough to find collectibles, see new lewd scenes and find other paths to travel.

That said, how you choose to use the walkthrough is entirely up to you.

# Episode 1 – The Initiation

Choose if you want to play with mini-games enabled or not. It is recommended to enable mini-games, unless you already know that you don't enjoy that in games. Playing with mini-games disabled will still give the same rewards, barring some minor scenes. You will get double the money from the free-roam events if you choose to play with mini-games disabled.

## Scene location: Mini-mart

Name your character.

Steve "Whatever! Get back to work or I'll tell my dad, ok!?"

Get mad: + **DIK** point

Shrug it off: - **DIK** point

Steve "I was thinking we could get together and maybe take a ride in my Ford Mustang."

Think a bad thought: + **DIK** point

Ignore it: - **DIK** point

You "How about this one?"

Nasty joke: + **DIK** point and +1 RP Josy (Relationship point)

Corny joke: - **DIK** point

You "Oh, wow!"

Draw dicks: +2 **DIK** points and + RP Josy

Draw a funny face: + **DIK** point and + RP Josy

Don't draw: -2 **DIK** points

Hint! Drawing on Steve's picture will lower the amount of money you can get from your boss by \$.

## Scene location: Going home together with Josy

Josy "Some people find it annoying."

I don't mind it: <Nothing>

I really like it: + **RP Josy**

Josy "Bye."

Check out her ass: + **DIK** point

Check out her boobs: + **DIK** point

Leave: - **DIK** point

## Scene location: At home with your dad

Neil "I didn't realize I raised such a charmer."

Get annoyed: + **DIK** point

Humor him: - **DIK** point

Neil "Stop it! I know that I can't afford to pay for your tuition, but at least let me help you with as much as I can."

Accept money: + \$

Ask for more money: + \$\$ and + **DIK** point

Reject money: - **DIK** point

## Scene location: At the mini-mart

Boss "I think it's only fair that you get less than agreed upon."

Push him for more: + **DIK** point. If you didn't draw on Steve's painting you also get + \$\$

Accept less: - **DIK** point and + \$

Josy "So you're leaving me here, huh?"

Yes, sorry: <Nothing>

I can stay if you want: <Nothing>

Josy "Pick me up tomorrow night on that *sweet ride* of yours and I'll show you!"

Ok: <Nothing>

It's a date: + RP Josy

Steve "So, you think you're pretty funny, huh?" If you painted on Steve's picture.

Trigger him: + **DIK** point

What do you mean?: - **DIK** point

Steve "...yeah, people who go there are trash."

Retort: + **DIK** point

Ignore him: - **DIK** point

## Scene location: Free-roam event at your home

Hint! There are four special renders you can get in this free-roam. Three from finding magazines and one from playing Brawler. You can also unlock the vault by using the code 1386.

Hint! You can earn money from playing Brawler and Shuffle. It's recommended to save money to ensure that you have \$\$\$ when you meet Magnar later.

Hint! Buying the cheapest skill point in Brawler can be good for you.

Hint! Your **DIK** score will be updated and you may have a new status in your Stats app.

Open your phone and click on the Chat app. Chat with Josy, it doesn't matter what you say, but you will get a slightly different scene depending on what you answer.

Click the stove in the kitchen. The number 1 of the vault is written on it.

Click the shower to take a shower.

Click the dresser in your room to end the free-roam event.

## Scene location: Date with Josy

Josy "Haha, it's ok" [If you chatted with Josy during the free-roam event](#)

I like it: + RP Josy

It's better than wearing nothing.: + RP Josy

Let's go: <Nothing>

Josy "Scoot forward and make place for my cute butt."

Flirt with her: + RP Josy if you have **DIK** status or - RP Josy if you have neutral or **CHICK** status.

Don't push your luck: <Nothing>

Josy "Here we are!"

Check her out If you have **DIK** or **CHICK** status: <Nothing>

Don't push your luck: <Nothing>

If you have neutral or **CHICK** status you will get + RP Josy during this scene.

The lewd scene will be different if you have **DIK** or **CHICK** status.

## Scene location: Going to college

Neil "How does it feel, son?"

I feel excited: <Nothing>

I'm nervous: <Nothing>

Receptionist "Here's the key to your shared dorm, you're in the eastern wing. The dorm number is 66."

Thank her: - **DIK** point

Just leave: + **DIK** point

Troy "Who the fuck are you!?"

Be confident: + **DIK** point

Be friendly: - **DIK** point

Troy "I'm not going to live here with you."

Be rude: + **DIK** point

Be friendly: - **DIK** point

Scene location: Maya scene

You "Oh, hi..."

Sure: <New scene>

No thanks: <Nothing>

You "Sure." If you said sure in the previous choice

Check her panties If you have **DIK** status: + **DIK** point and - RP Maya

Check her out: + RP Maya

Don't push your luck: - **DIK** point

Maya "It's kind of unofficial, but rumor has it that they pay for your entire tuition, if you fit their criteria."

Really?: <Nothing>



Tell a joke: + RP Maya

Maya "Well, you can consider me a friend at least."

Cool: <Nothing>

Compliment her: + RP Maya and - **DIK** point

Maya "I'll join you for the first class after lunch. I need to chat with the HOTS."

Hug her If you have **CHICK** status: + RP Maya

Bye: <Nothing>

## Scene location: Cafeteria scene

You "(It's like someone put minimal efforts into making it...)"

Introduce yourself: - **DIK** point

Say nothing: <Nothing>

Sage "FUCK OFF!!!"

Intervene: + RP Sage and a new scene

Keep quiet: <Nothing>

Hint! The DIKs will like you a bit more if you intervene.

Chad "This doesn't concern you." If you intervened in the previous choice

Shove him If you have **DIK** status: + **DIK** point

Call security: - **DIK** point

You "Sage, huh?"

Joke about her name: + **DIK** point

Pretty name: - **DIK** point

Sage "Can you believe that?"

Maybe he did?: <Nothing>

That's bullshit: - **DIK** point

Sage "He's so full of shit."

Tell a joke: + RP Sage If you have **DIK** status or New scene that will affect you negatively in the future If you have neutral or **CHICK** status

Don't push it: <Nothing>

<Nothing>

Why do you date him?: + RP Sage If you have **DIK** status or - RP Sage If you have neutral or **CHICK** status

Don't inquire: <Nothing>

Sage "You sit here and eat all alone, but you don't look like someone who would."

That's superficial: - RP Sage

I haven't made any friends yet: <Nothing>

Sage "I gotta run. Bye"

Check her out: + **DIK** point

Don't push your luck: - **DIK** point

Derek "Hey, bro! Did you see the tits on that one?"

Banter: + **DIK** point and Derek will call you "ass man" from now on.

Defend her: - **DIK** point and Derek will call you "bro" from now on.

Derek "What do you say, bro!?"

Just my type: Choosing Jade will favor her in lewd scenes from now on.

I'm more into milfs like Cathy: Choosing Cathy will favor her in lewd scenes from now on.

Derek "Hey, bro. Don't try your luck with that one. Total cockblock."

Get mad: - **RP Derek**

Ignore him: <Nothing>

<Nothing>

Check her out: + **DIK** point and - **RP Maya**

Say hi: - **DIK** point

## Mini-game: English class #1

Hint! Enter these words to get a perfect score on the test.

Three letter words:

sit lit hit his git its

Four letter words:

this slit silt sigh shit list hits gits gist hilt gilt

Five letter words:

hilts sight light

Six letter words:

lights slight

## Scene location: After class

Maya "Sorry, I can't. I need to call my boyfriend!"

Ask about boyfriend: <Nothing>

Leave it alone: <Nothing>

Chad "Shut up, Anthony!"

Mock him: + **DIK** point

Calm him down: - **DIK** point

Chad "You do know that campus security can't always be around to save your pretty little ass?" or "That's not what Dawe told me. Apparently, you were getting ready to fuck her right there in the cafeteria."

Mock him: + **DIK** point

Calm him down: - **DIK** point

Jill "Argh! I can't stand bullies. Some boys never grow up."

Compliment her: - RP Jill If you have **DIK** status or + RP Jill If you have neutral or **CHICK** status

Introduce yourself: <Nothing>

Hint! Magnar sells an item named "Take notes for nerds". It is recommended to get this perk early on. With this perk, whenever you pass a class you will get +\$. If you don't have \$\$\$ at this moment, you can call Magnar during a free-roam event when you get the money.

You "Hi!"

Tell a joke: - RP Isabella If you have **DIK** status

Ask about library card: <Nothing>

You "(Let's hope he's in a better mood now.)"

Say hey: A new scene

Ignore him: <Nothing>

Troy "Shut up." If you chose "Say hey" in the previous choice

Think a bad thought: + **DIK** point

Ignore him: - **DIK** point

## Scene location: Free-roam event in your dorm

Hint! There are three special renders you can get in this free-roam. Two from finding magazines and one from playing Brawler. If you haven't done it, you can also unlock the vault by using the code 1386.

Hint! You can earn money from playing Brawler and Shuffle.

Hint! Buying cheats from Derek can help you.

Hint! Your **DIK** score will be updated and you may have a new status in your Stats app.

Click on your desk. Choose a subject to study. You will get 10% bonus score for the next test.

Open your phone and click on the phone app. Call Josy.

You "Some interesting ones, indeed!"

Why are you calling?: <Nothing>

I was about to call you: A new scene

Josy "Do you miss me or what?" If you previously chose "I was about to call you"

I miss you: + **RP Josy**

Just checking in: <Nothing>

Josy "Maybe start working in a mall or do volunteer work, I don't know..."

What about your boyfriend?: <Nothing>

What about me?: <Nothing>

If you have neutral or **CHICK** status you get + RP Josy during this scene.

Talk to Derek.

Derek "Hey dude! What's up!?"

High five: + RP Derek

Low five: + **DIK** point

Derek "Why do the security guards treat some people differently?"

Joke around: + RP Derek

Ignore him: <Nothing>

Proceed down the hallway and find a student shaking a vending machine. You can buy him a soda for \$ in exchange for - **DIK** point.

Go into the bathroom stall. Check the glory hole for another two digits to the vault, it says 3 and 8.

Go to bed to end the free-roam event.

Enjoy the lewd scene. The choice in the Jade scene doesn't affect anything.

## Scene location: Next day, morning

Troy "Yes, now! Get out! Don't you have classes to go to, or something?"

Fine: - **DIK** point

Don't you: + **DIK** point

You "Hey..."

Sage, was it?: - **DIK** point

I'm blanking on your name: + **DIK** point

Sage "You hate Chad, right?"

Yes: + RP Sage If you have **DIK** status

No: <Nothing>

Sage "Nothing? Not even my g-strings go that high up."

Let me check If you have Huge **DIK** status: + RP Sage

If you say so: <Nothing>

Sage "It's simple, really. I want you to find out who Chad's been fucking behind my back."

What's in it for me?: + **DIK** point

No way: - **DIK** point



## Mini-game: Math class #1

Hint! Enter these answers to get a perfect score on the test.

Question 1: C

Question 2: B

Question 3: D

Question 4: A

Question 5: D

Question 6: C

## Scene location: Café with Maya

Answer Maya's questions as you wish. They don't affect any stat.

Maya "Come, let's leave."

Pay for her meal: - \$ and + RP Maya.

Don't pay for her meal: <Nothing>

## Scene location: Your dorm

### Major choice #1

Troy "Get the fuck out!!! There's no fucking way that you're staying here anymore!"

Beat him up: Permanent penalty to **CHICK** status.

Storm out: Permanent penalty to **DIK** status.

Hint! Beating up Troy will negatively affect your relationship to Isabella in Episode 3.

## Scene location: The DIK mansion

The DIKs like you a bit more if you intervened with Chad and Sage in the cafeteria, + RP

DIKs.

Rusty "How do you feel about the jocks?"

I don't hate them: - RP DIKs

I hate them: + RP DIKs

Riona "No jock would be stupid enough to do that."

Play along: + RP DIKs

Deny: <Nothing>

## Scene location: Free-roam event at the HOT's house

Hint! There are three special renders you can get in this free-roam. All come from finding magazines. You can find \$ in the middle door on the right-hand side. The locked door to the left has the final digit, 6, for the Vault app.

Find the bathroom down the hall to the left.

The panties are lying on a bench in front of the showers. Click on them to end the free-roam event.

## Scene location: The HOT's house

Quinn "She's got a nice ass, huh?"

Agree: + **DIK** point

Try to leave: - **DIK** point

Quinn "I bet this is what you really came to see..."

Get involved: + **DIK** point and a lewd scene

Leave: - **DIK** point

## Scene location: Campus grounds

Tommy "He may stand there naked with panties, but that cock sticking out between his legs is what's wrong with that."

Joke around: + RP DIKs If you have **DIK** status

Get angry: <Nothing>

## Scene location: Library

Isabella "But don't get too comfortable. I'm not interested in seeing your penis again."

Tease her: - RP Isabella and + **DIK** point

Don't tease her: + RP Isabella and - **DIK** point

Isabella "Tell me why you ended up in that bush naked, boy."

Stop calling me boy: <Nothing>

Don't call her out: <Nothing>

## Scene location: Maya's dorm

Maya "I was just fucking with you about the window. No one cares if you go through the door."

Laugh: + RP Maya and - **DIK** point

Get annoyed: + **DIK** point

## Scene location: Free-roam event in Maya's dorm

Hint! There are two special renders you can get in this free-roam. Both are from finding magazines. You can get money from Maya's corkboard hanging on her closet.

Click on your desk. Choose a subject to study. You will get 10% bonus score for the next test.

Talk to Maya.

Maya "We're twins."

Joke: + RP Maya and - **DIK** point

Really?: <Nothing>

Click on your bed to end the free-roam event.

## Scene location: Maya's dorm

Maya "Wanna go to bed?"

Sure: <Nothing>

Together?: + **DIK** point If you have **DIK** status or - **DIK** point If you have neutral or **CHICK** status

If you have neutral or **CHICK** status you will get + RP Maya during this scene.

<Nothing>

Sneak a peek If you have **DIK** status: <Nothing>

Wait until she's done: <Nothing>

Maya "Ok! I'm ready."

Compliment her: + RP Maya if you have neutral or **CHICK** status

Don't compliment her: <Nothing>

Maya "Haha, all right..."

Ask her to turn around: <Nothing>

Undress while she looks: + RP Maya if you have CHICK status

## Scene location: HOT's house

Quinn "I almost didn't recognize you with clothes."

Hostile approach: + **DIK** point

Calm approach: - **DIK** point

Quinn "Hah! You should have heard the quaver in her voice when she thought I was your booty call!"

Hostile approach: + **DIK** point

Calm approach: - **DIK** point

Sage "Sure..."

Look closer: + **DIK** point

Don't risk it: - **DIK** point

Quinn "So, no harsh feelings?"

No harsh feelings: - **DIK** point

Don't accept apology: + **DIK** point

Quinn "Do you get laid a lot?"

Yes: + **DIK** point

No: - **DIK** point

None of your business: <Nothing>

## Major choice #2

Quinn "So? You want the number to my restaurant or not?"

Accept her offer: Permanent penalty to **CHICK** status.

Reject her offer: Permanent penalty to **DIK** status.

Hint! Accepting Quinn's offer lets you buy sexual services through her.

## Scene location: Library

Stephen "Hey there, sport."

Say hey: - **DIK** point

Retort: + **DIK** point

Isabella "Yes?"

Joke: <Nothing>

Say hey: <Nothing>

If you have neutral or **CHICK** status you will get + RP Jill during this scene.

Jill "What?"

Whisper again: <Nothing>

Sit down closer to her: A new choice

Jill "Smooth move..." If you chose "Sit down closer to her" in the previous choice.

Thanks: - RP Jill

It wasn't a move: <Nothing>

Scene location: Second free-roam event in Maya's

dorm

Hint! Assuming that you found the special renders during the first free-roam, there is one special render you can get in this free-roam. Beat the prep in Brawler to get it. You can get money from Maya's corkboard hanging on her closet.

Hint! If you accepted Quinn's offer, you can purchase sexual services from her now.

Click on your desk. Choose a subject to study. You will get 10% bonus score for the next test.

Open your phone and click on the Chat app. Chat with Josy and tell her "You look very pretty in that, Josy" and you will get + RP Josy.

Talk to Maya to end the free-roam event.



## Scene location: Maya's dorm

<Nothing>

Sneak a peek *if you have **DIK** status:* <Nothing>

Ask her what she's doing: <Nothing>

You "(Her vanilla perfume smells amazing on her...)"

Look closer: + **DIK** point

Don't look closer: - **DIK** point

You "(She has the softest skin...)"

Smell her hair: - **RP Maya** *if you have **DIK** status*

Don't risk it: - **DIK** point

You "(Fuck! I'm going to get a boner from this...not good...)"

Push her leg down: + **RP Maya**

Linger longer: <Nothing>

Maya "...it would probably be for the best if you weren't."

Too late for that: + **RP Maya**

Ok. I'll try.: <Nothing>

Maya "Tell me! Did you like the movie?"

I liked it: + RP Maya if you have neutral or **CHICK** status

It wasn't for me: <Nothing>

Maya "Now unless you wanna sleep in my bed, get out."

Thanks for the movie: <Nothing>

Was that an offer?: <Nothing>

## Scene location: Gender studies class

Jade "How about you?"

Easy credits and vaginas if you have Huge **DIK** status: + **DIK** point, - RP Maya and + RP Derek

Learn more about women: - **DIK** point and + RP Maya

Nothing special: <Nothing>

## Mini-game: Gender studies class #1

Hint! Enter these answers to get a perfect score on the test.

Student "Then I guess you remember what my name is?"

Danielle

Student "What about my pet rabbit? What color and age is he?"

2 years old, brown.

Student "That's so sweet. Just as sweet as my pet rabbit. Do you remember his name?"

Franz

Student "I bet you don't even remember my mom's name."

You never told me

Student "Because I just told you that. It would be very rude of you to forget."

\$12

Student "Do you remember if it was glasses or lenses that made my cheeks look fat?"

Glasses

Student "Speaking of fat people, what's my fat friend's name and how much does she weigh?"

Linda, 240 lbs

Student "How long has it been since I had my period?"

2 months

Student "If I get a kid, who will pay for it?"

Your boyfriend, Jamie.

Student "Do you remember the world record for female orgasms during sex, that I totally just made up because I was too lazy to look it up?"

13

If you have neutral or **CHICK** status you will get + RP Maya after the Gender studies class.

## Scene location: Final free-roam event in Maya's dorm

Hint! Assuming that you found the special renders during the first free-roam, there are two special render you can get in this free-roam. One is found from a magazine and the other you get from playing Brawler. You can get money from Maya's corkboard hanging on her closet.

Hint! If you accepted Quinn's offer, you can purchase sexual services from her now.

Click on your desk. Choose a subject to study. You will get 10% bonus score for the next test.

Open your phone and click on the Chat app.

Chat with Josy to learn that she prefers flowers, this will give you extra points with her in episode 2.

Chat with Sage and tell her "That's easier than my plan of asking them to fuck in front of you." to get + RP Sage.

Go to bed to end the free-roam event.

Enjoy the last scene of the episode.

## Episode 2 – Maggot Brothers

Scene location: DIK mansion

Tommy "Do you wish to rise and become a DIK?"

Yes: + **RP DIKs**

No?: <Nothing>

Quinn "...I just wonder how badly?"

Defend Maya: <Nothing>

Say nothing: <Nothing>

You "(So, that was Camila?)" If you bought a lewd scene with Camila from Quinn

Tell her the truth: + **DIK** point

Say nothing: <Nothing>

Quinn "That condom was a distraction anyway."

Make her stop: - **DIK** point

Let her continue: <Nothing>

Hint! If you make her stop you will lose the CUM-petition, you will win it if you let her continue. Some scenes will be different if you win or lose.

Quinn "You're going to cum in my pussy." If you let Quinn continue to grind you.

Ask her to stop: <Nothing>

Tease her: + **DIK** point

Derek "Bro! We're so in! Right?"

Positive response: <Nothing>

Negative response: <Nothing>

Derek "You wouldn't have to share dorm with my fugly sister anymore."

I like Maya: Another choice

Nice: <Nothing>

Derek "...yet?" If you told Derek you like Maya

Nothing: <Nothing>

Nothing...yet: <Nothing>

## Scene location: Free-roam event in the DIKs mansion

Hint! There are two special renders you can get in this free-roam. Both are found from magazines.

Inspect the mini-fridge next to John Boy and Elena to find the first digit to the Vault app, 4.

Talk to Jacob.

Talk to Rusty and Nick.

Talk to John Boy and Elena.

Talk to Derek.

Derek "Come, my maggot brother! Have a drink with me!"

Yes: + **RP Derek** and a new scene

No: + **DIK** point

Derek "Hey, babes!" If you had a drink with Derek and aren't a Huge **CHICK**.

Friendly greeting: - **DIK** point

Flirty greeting: + **DIK** point

Sarah "Yeah, he's so easy to tease!" If you had a drink with Derek and aren't a Huge **CHICK**.

Walk off: - **DIK** point

Be a smart ass: + **DIK** point and a new scene

Sarah "Shit's so stupid. All we do is sit and talk about bullshit and we get credits for it." If you had a drink with Derek, aren't a Huge **CHICK** and didn't walk off when Sarah teased you.

Agree: + **DIK** point

Disagree: - **DIK** point

Derek "Hey, easy! That's my sister you're talking about!" If you had a drink with Derek, aren't a Huge **CHICK** and didn't walk off when Sarah teased you.

Defend Maya: - **DIK** point and + **RP Derek**

Agree with the HOTs: + **DIK** point

Go upstairs. Talk to Jamie and Leon.

Still upstairs, find the narrow hallway. Turn around and open the door to show a scene where you explore the mansion a bit more. This will end the free-roam event, if you have talked to everybody. If it doesn't end the free-roam event, you missed talking to someone.

Talk to them and it will end the free-roam event.

## Scene location: DIK mansion

Maya "Would you like to...you know?"

To make out with you?: <Nothing>

To help you?: + RP Maya

Maya "Yes."

Yes: <Nothing>

No: <Nothing>

Quinn "So, you can listen! I guess you're just stupid, then."

Stop it: + RP Maya

Let Quinn continue: <Nothing>

Tommy "Then go squat on each other's cocks!"

Joke: + **DIK** point and + RP DIKs

Keep quiet: <Nothing>



Derek "I've never seen this many dildos before."

Joke: - RP Derek

Me neither: <Nothing>

## Scene location: Maya's dorm

Maya "I was hoping that you wouldn't notice me and just go to sleep..."

Joke: - RP Maya if you have **DIK** status or + RP Maya if you have neutral or **CHICK** status

Ask why: <Nothing>

You "(Not...like she's using Camila...right?)"

Tell her what you know: <Nothing>

Don't tell her about Quinn: <Nothing>

Hint! This choice will have consequences for Maya. If you like Maya, it's best to tell her about Quinn.

## Scene location: Alpha Nu Omega mansion

Tommy "What about you, maggot? Are you quitting, too?"

Yes: <Nothing>

No: + RP DIKs

Derek "I feel like a secret agent."

Agree: <Nothing>

Focus: <Nothing>

Scene location: Free-roam event in the Alpha Nu

Omega mansion

Hint! There are four special renders you can get in this free-roam. All are found from magazines in Jill's room.

Inspect the right-most window and you will get a digit to the Vault app, 4.

Inspect the pillar to the left and climb up. It doesn't matter who goes first.

Go to the window furthest away from where you came and watch a scene with Jill.

Watching her will get you + **DIK** point. If you don't watch her you get - **DIK** point.

The money you find in Jill's room counts as stolen money and may come into effect later on in the game. The money in Tybalt's room you can take if you want.

Talk to Derek and continue the free-roam event in Tybalt's room.

Inspect the deer head to end the free-roam event.

Scene location: Alpha Nu Omega mansion

Derek "Make sexy poses in his bed."

I'll do it: <Nothing>

You'll do it: <Nothing>

Hint! The DIKs will like you more if you pose in his bed.

## Mini-game: English class #2

If you check your phone before the English mini-game you will get + **DIK** point in the scene after the mini-game.

Hint! Enter these words to get a perfect score on the test.

Three letter words:

she see rep per pee her

Four letter words:

seer seep reps peer hers here

Five letter words:

spree sheer sheep peers

Six letter words:

herpes sphere

## Scene location: After English class

Dad "I love you."

Love you, too: - **DIK** point

Bye: + **DIK** point

## Scene location: Free-roam event in Maya's dorm

Hint! There is one special render you can get in this free-roam. You unlock it by playing Brawler. You can get money from Maya's corkboard hanging on her closet.

Click on the desk. Choose a subject to study. You will get 10% bonus score for the next test.

Open your phone and click on the Chat app. Chat with your dad. If you tell him that you will send him the money back you get - **DIK** point. If you tell him that you already bought the ticket you get \$. If you thank him you get + **DIK** point and \$.

If you want to buy a special lewd scene from Quinn, call Quinn and pay her \$\$\$\$. Later, during the DIK party, there will be an opportunity to fuck Sarah.

Click the microwave oven to get the final two digits to the Vault app, 1 and 3.

Unlock the Vault already, using the code 4413.

Play the guitar for Maya to get + **RP Maya**.

Click on Maya to end the free-roam event.

## Scene location: Maya's dorm

Maya "I'm thinking about having a movie night or something."

Stay with Maya: + **RP Maya**

Go to party: <Nothing>

## Scene location: DLK mansion

Tommy "Are you banging that ass?"

I intend to: + RP DIKs

No: <Nothing>

Winning the shot battle and accepting the special shot will get you + RP DIKs.

After the shot battle you can choose between three things. Going home to Maya will get you + RP Derek and unlock a new scene with Maya, staying and dancing with Sage will get you a new scene with Sage and finally, if you won the shot battle and paid Quinn \$\$\$, you can fuck Sarah.

## Scene location: Dancing with Sage

In this branch you stayed and danced with Sage.

<Nothing>

Kiss her: A new scene

Leave: - DIK point

Sage "Wanna fuck?"

Yes: + DIK point and + RP Sage if you have DIK status.

Leave: - DIK point

## Scene location: Dancing with Maya

In this branch you went home to Maya.

Maya "How was the party?"

Tell her about the HOTS: <Nothing>

Don't tell her about the HOTS: <Nothing>

<Nothing>

Kiss her: May lead to a new scene

Don't kiss her: <Nothing>

Maya "...again."

Why shouldn't we kiss?: <Nothing>

Don't you want to kiss?: <Nothing>

If you tried to kiss Maya and don't have Massive **DIK** or Massive **CHICK** status you will get a lewd scene with Maya.

## Scene location: Maya's dorm

Maya "Visiting family?"

Tell the truth: Gives you the chance to kiss her cheek and get + **RP Maya**.

Dodge the question: <Nothing>

Hint! If you like Maya it's best to tell her the truth.

## Scene location: Mini-mart

If you have money you can buy Josy something for the date. Buying flowers for \$ will earn you a better score with Josy.

### Major choice #3

Steve "Leave me...\*sobs\*...alone..."

Talk to him: Permanent penalty to **DIK** status.

Walk away: Permanent penalty to **CHICK** status.

## Scene location: Date with Josy

You "Hi, great to see you."

Hug: <Nothing>

Kiss on cheek: + RP Josy

If you bought Josy flowers you will get + RP Josy, but if you also chatted to her in the last free-roam event in episode 1 you will get +2 RP Josy. If you bought her chocolate you will get + RP Josy.

Josy may ask you what you prefer to drink, answer what you want.

You "(She put a lot of effort into this...it's such a shame that it's overcooked.)"

Compliment food: <Nothing>

Compliment effort: + RP Josy

Ask Josy about her mom and dad, answer what you want.

Josy "Wanna stay the night?"

Accept: A lewd scene with Josy

Not like this: <Nothing>

You "Hi..."

Compliment her: + RP Josy if you have neutral or **CHICK** status.

Don't push your luck: <Nothing>

Scene location: Maya's dorm

If you didn't tell Maya about your date you will get - RP Maya.

Maya "It's just that it feels a bit awkward...no?"

Yeah, it does: <Nothing>

Not really: <Nothing>

Sage "You need to go to the gym, right now!"

Joke: <Nothing>

Ask why: <Nothing>



## Scene location: Gym

Receptionist "Are you a freshman?"

Check her cleavage: + **DIK** point

Don't check her cleavage: - **DIK** point

Dawe "What were you doing in there?"

Calm approach: - **DIK** point

Hostile approach: + **DIK** point

## Major choice #4

You "What do I do?"

Fight if you beat Dawe before this choice: Permanent penalty to **CHICK** status.

Run away: Permanent penalty to **DIK** status.

## Scene location: Sage's dorm

Sage "What the hell happened to you?"

Alphas: <Nothing>

Cute outfit: <Nothing>

You "Thanks."

Check her out if you have **DIK** status: + **DIK** point

Don't risk it: <Nothing>

Sage "I never liked Dawe."

Mock Dawe: + **DIK** point and + **RP Sage**

Don't mock Dawe: - **DIK** point

Sage "You don't like it?"

Stop: <Nothing>

Kiss her back: A kissing scene with Sage

Sage "I want to know who the bitch is."

Talk her out of it: <Nothing>

Sympathize: <Nothing>

Sage "Will you help me find out who it is?"

Yes: <Nothing>

No: <Nothing>

Sage "Chad knew that... That's why he gave it to me."

Be mad with Chad: <Nothing>

Ask more about Sage: <Nothing>

If you have **DIK** status you will get + **RP Sage** during this scene.

Sage "Haha, not in a naughty way" or "Yeah, if you want to."

Yes: + RP Sage

No: <Nothing>

Hint! If you like Sage, choose "Yes".

Scene location: Isabella and Jill doing yoga

You "(Jill!?)"

Look closer: + **DIK** point

Don't risk it: - **DIK** point

Isabella "Don't call me Bella."

Hi Bella: - RP Isabella

Hi Isabella: <Nothing>

Isabella "And how would you know that?"

Compliment them: + RP Jill

Don't push it: <Nothing>

Isabella "You almost got it. Lift your back a bit more."

Look closer: + **DIK** point

Don't risk it: - **DIK** point

Isabella "Are you watching her?"

Yes: <Nothing>

No: <Nothing>

You "(Such a creep...)"

Say hey: <Nothing>

Ignore him: <Nothing>

Tybalt "You like running, right?"

Joke: <Nothing>

Let Jill answer: <Nothing>

Isabella "Tybalt!? I don't like that guy."

Me neither: + RP Isabella

Who do you like?: <Nothing>

Scene location: Isabella's car

Isabella "What?"

Compliment her: + RP Isabella

Thank her: <Nothing>

## Scene location: Free-roam event in Isabella's home

Hint! There are two special renders you can get in this free-roam. One is unlocked by finding a magazine and the other is unlocked by playing Brawler. You can get money from Isabella's kitchen counter.

Peeking on Isabella will get you - RP Isabella, + DIK point and affect you negatively with Isabella in episode 3. Choosing not to peek on her will get you - DIK point.

If you haven't unlocked the Vault for episode 2, now is a good time to do it.

Click on the door to the far right to end the free-roam event.

## Scene location: Isabella's home

You "(Damn...)"

Look closer: + DIK point

Don't look closer: - DIK point

Isabella "You don't remember?"

I remember: <Nothing>

It's foggy: <Nothing>

Isabella "About 15 minutes by car from campus."

Ask for a ride: - RP Isabella if you have DIK status.

Walk: <Nothing>

Isabella "What for?"

Learn about women's issues: + RP Isabella

Easy credits: <Nothing>

Isabella "Off you go."

Thank her: <Nothing>

Kiss her: In episode 3 this will affect you positively with Isabella.

Scene location: Math class

Student "I need some help with this math problem. Would you help me?"

Yes: - DIK point

No: + DIK point

Mini-game: Math class #2

Hint! Enter these answers to get a perfect score on the test.

Question 1: C

Question 2: A

Question 3: A

Question 4: A

Question 5: C

Question 6: C

Question 7: D

Question 8: D

Question 9: A

Question 10: D

## Scene location: Math class

Maya "He just shrugs it off..."

Sympathize: <Nothing>

It's his choice: <Nothing>

## Scene location: Sage's dorm

This scene will only happen if you agreed to teaching Sage to play the guitar.

You "(Ok, that's the cheater's G major...)"

Correct her: <Nothing>

Wait until she's done: <Nothing>

You "(No. That's an A major. Her fingering is good.)"

Correct her: Another choice

Wait until she's done: <Nothing>

Sage "How's yours?" If you corrected her in the previous choice.

Flirt: + RP Sage

Stay focused: <Nothing>

Sage "I think your major D is poking me."

Kiss her: A lewd scene

Don't take it further: <Nothing>

## Mini-game: Gender studies class #2

Hint! Enter these answers to get a perfect score on the test.

Student "What kind of milkshakes do I love?"

Chocolate

Student "Uh huh. And how many imaginary boyfriends have I had?"

5

Student "How many bottles of soda do I drink every day?"

3

Student "What kind of sodas are they?"

Diet orange

Student "Do you remember what I hate?"

Fries



Student "Do you remember some of their names?"

Whiskers

Student "Go ahead, name another one of my cats."

Lemons

Student "How many umbrellas did I bring to college?"

0

Student "How old was I when my dad left my mom?"

5 years

Student "What am I wearing?"

A blue shirt with white dots.

Scene location: Gender studies class

Jade "What do you think of this class this far?"

Positive response: <Nothing>

Negative response: <Nothing>

Jade "...back and forth."

Flirt: <Nothing>

Don't flirt: <Nothing>

## Scene location: Auditorium

You "(Hm...I think she's still uncomfortable...)"

Ask her about the song: <Nothing>

Apologize and leave: <Nothing>

## Episode 3 – 100%

Scene location: Mall with Derek

You "Hm..."

Agree: <Nothing>

Disagree: <Nothing>

Derek "You think that's a bad idea?"

Yes: <Nothing>

No: <Nothing>

Scene location: DIK mansion

Tommy "So? Who wants it first?"

I do if you have neutral or **DIK** affinity: + **DIK** point and + RP DIKs

Not me if you have neutral or **CHICK** affinity: - **DIK** point

Hint! I you want a lewd scene with Jill, chose "Not me".

Derek "You'd be fucking two birds with one stone."

I'll try: <Nothing>

No way: <Nothing>

## Scene location: HOT pool

Choose whatever you want in this scene.

## Scene location: Jill's dorm

Jill "What just happened out there?"

Joke: <Nothing>

Just tell her: <Nothing>

Jill "Are the tri-alphas bullying you?"

Yes: <Nothing>

No: <Nothing>

Jill "Yeah. I've been watching you."

That's nice: <Nothing>

That's creepy: <Nothing>

<Nothing> If you don't wear the Dildo helmet, Jill will try to kiss you goodnight in this scene.

Turn your head: Kiss Jill on the lips.

Don't move: <Nothing>

If you don't wear the Dildo helmet, you will get a lewd scene with Jill. Removing the hand will get you - **DIK** point and moving your hand a bit will get you + **DIK** point.

Jill "Good morning."

Compliment her outfit: + **RP Jill** if you have neutral or **CHICK** status

Good morning: <Nothing>

Tybalt "..."

Tease him: + **DIK** point

Greet him: - **DIK** point

## Scene location: Counselor's office

Stephen "Jill told us that you're a victim of bullying and physical violence. Is that correct?"

Agree: <Nothing>

Disagree: <Nothing>

Stephen "But this student, Chad, he assaulted you last night?"

Yes: <Nothing>

No: - **RP Jill**

Jade "Being a student here at B&R isn't a right, it's a privilege."

Peek: + **DIK** point

Don't risk it: - **DIK** point

Stephen "...and consider yourself lucky that we're not going to revoke your scholarship."

Defend Chad: <Nothing>

Stay quiet: <Nothing>

Jill "Don't be mad..."

Discuss: A new scene

Leave: <Nothing>

Jill "Then tell me! Why was it?" If you chose "Discuss" in the previous choice.

Go easy on her: <Nothing>

Be harsh: - RP Jill

## Scene location: Maya's dorm

Maya "He was here this morning dropping your beer off."

Peek: + **DIK** point

Don't risk it: - **DIK** point

Maya "That tuition...it changes everything."

Offer to help her: + RP Maya

Don't offer your help: <Nothing>

Hint! If you like Maya, offer to help her.

## Scene location: Free-roam event in Maya's dorm

Hint! There are five special renders you can get in this free-roam. If you won the fight against Chad earlier, you will unlock one when the free-roam event starts. You unlock one special render by finding a magazine. You unlock one special render by playing Brawler. You unlock two renders by beating the beer drinking game without failing a single time. You can get money from Maya's corkboard hanging on her closet.

Click on the desk. Choose a subject to study. You will get 10% bonus score for the next test.

Try to open Maya's closet to get one digit to the Vault app, it's 3.

Open your phone and click on the Rooster app.

React to Rusty's post. If you answer Derek you will get + **RP Derek**. If you answer Tommy you will get + **RP DIKs**.

React to Maya's post. If you answer Maya you will get + **RP Maya** and - **DIK** point. If you answer Quinn you will get + **DIK** point.

React to Jill's post. If you answer Jill you will get + **RP Jill** and - **DIK** point. If you answer Tybalt you will get + **DIK** point.

Click on the beer cooler. Beat the mini-game.

Unlock the Vault already, using the code 3985.

Click on Maya to end the free-roam event.

## Scene location: DLK mansion

Derek "Nice one, bro!"

Wear the Dildo helmet: <Nothing>

Let Derek keep it: <Nothing>

Hint! Wearing the Dildo helmet now will affect your relationship with Isabella negatively.

## Scene location: Cafeteria

Isabella "That will be \$\$."

Pay for her meal (\$\$): - **DIK** point, you get to keep your money, you get one point with Isabella that counts towards her liking you.

Don't pay for her meal: <Nothing>

Hint! If the cafeteria worker is irritated with you for making a joke about the food in episode 1, you will lose one point with Isabella that counts towards her liking you. You will lose two points if you beat up Troy and you will lose one point if you are wearing the Dildo helmet.

Isabella "Share it with me and I'll share something about Derek's reputation."

Joke: <Nothing>

Just tell her: <Nothing>

Hint! If you failed less than two classes you get two points towards Isabella liking you and if you failed less than 4 classes you get one point. If you tried to kiss Isabella in episode 2 you get one point. If you peeked on her in the bathroom in episode 2 you lose one point.



Hint! If the sum of the points is zero or higher, Isabella comes to the conclusion that she likes you and you will get +2 RP Isabella. If she doesn't like you will get - RP Isabella and a harder time romancing Jill.

Cathy "I know we give fraternity hazing some leeway but running naked through a mall is not ok!" If you are wearing the Dildo helmet.

Tell them it was Derek: <Nothing>

Stay silent: <Nothing>

Jade "Yes! How are you?"

Place a hand on her thigh: + **DIK** point

Do nothing: - **DIK** point

## Mini-game: Math class #3

Hint! Enter these answers to get a perfect score on the test.

Question 1: B

Question 2: A

Question 3: A

Question 4: B

Question 5: C

Question 6: D

Question 7: B

Question 8: D

Question 9: A

Question 10: D

## Scene location: Math class

Derek "Bro... Sorry about that text."

Don't worry: + RP Derek

That was stupid: Another question

Derek "And!?" If you chose "That was stupid" in the previous choice.

It was hot: + RP Derek

Fuck you: <Nothing>

Derek "I'm gonna have to do it all by myself, huh?"

Do it: + **DIK** point

Let Derek do it: - **DIK** point

Hint! The DIKs will like you more if you choose "Do it".

## Scene location: Campus with the DIKs

Rusty "It sounds like you're waiting for someone to show up."

Yes: <Nothing>

No: <Nothing>

Tommy "Apparently not."

Pry: <Nothing>

Leave it alone: <Nothing>

Hint! If you have bought sexual services from Quinn, at least two times, she will offer you a threesome that you can choose to attend in the end of the episode.

## Scene location: Sage's dorm

This scene only happens if you're teaching Sage how to play the guitar.

Sage "He really beat you up?"

Focus on the fight: <Nothing>

Focus on Sage: + RP Sage

Sage "That guy has lost all fucking interest in me."

I'm here for you: <Nothing>

Forget about him: <Nothing>

Sage "Only for teaching purposes?" If you didn't get the lewd scene with Sage in episode 2

Yes: Ends scene with Sage

No: A lewd scene with Sage

Sage "...it's me being horny. Are you ok with that?"

It's just me being horny, too: + RP Sage

We'll see what happens: - RP Sage

Sage "Do you prefer it when a girl takes control or when you have the control?"

To give up control: A different lewd scene

To have control: A different lewd scene

## Scene location: Free-roam event at The Pink Rose

Hint! There are two special renders you can get in this free-roam. Both are unlocked by finding magazines. You can find money by the sofas near Rusty and Tommy and in the sofa behind Brandi. You can also ask Rusty to get \$\$\$\$ to spend, if you're partying without limits, but you will leave the club with no money if you accept his deal.

### Major choice #5

Derek "So you're not up to it?"

Party without limits: Permanent penalty to **CHICK** status.

Let Derek do the DIK stuff: Permanent penalty to **DIK** status.

Hint! If you choose "Party without limits" you can do more lewd activities during the free-roam event.

Hint! If you watch Lily dance and put a finger in her asshole, she will slap you. This slap counts towards the Hell week task.

Hint! You can get money by talking to Jacob. Talking to Jacob also gets you a digit for the Vault app, it's 9.

Hint! If you want to get your dick signed, talk to Envy and get rid of Derek. Buy a private dance from Envy for \$\$\$\$ and ask her for a sexual service. She will sign your dick afterwards and you will get + RP DIKs.

Squeezing or grabbing the girls will give you + DIK points.

Talk to Tommy to end the free-roam event. If he offers to buy you a lap dance, you need to talk to him one more time.

## Scene location: The Pink Rose

Guess whatever you want for the strippers' names. Answering "Old boobs" for Envy gives you + DIK point.

Winning or losing the boob guessing competition gives you different scenes. The descriptions of the girls' boobs are random. Here is the list of adjectives that is used for each girl.

Lily: Small, perky, tiny or cute. Firm, they have an edge, pretty tight or very smooth.

Rose: Big, amazing, almost too big for my hands or great. Firm, so tight, muscular or heavy.

Brandi: Large, enormous, really heavy or gigantic. Soft, a bit saggy, smooth or perfect for a titjob.

Envy: Of medium size, not too big or too small, pretty standard or perfect for my hands.

Not that smooth, a bit saggy, just delightful or probably fake.

## Scene location: Maya's dorm

You "I...uh..."

Tell her about Maya: <Nothing>

Find some place else to stay: - RP Josy

## Scene location: Library

Choose what you want to study to get a study bonus.

You "(What's with her?)"

Check her out: + **DIK** point

Don't check her out: - **DIK** point

You "(She's pretty cute when she's reading.)"

Flirt with your feet: + RP Jill

Keep studying: <Nothing>

Magnar "Use your imagination!"

Greet the party: <Nothing>

I spank Sally if you have Huge **DIK** status.: <Nothing>

Flirt with Jill if you have Huge **CHICK** status.: <Nothing>

Magnar "Come on, use your imagination!"

I attack: <Nothing>

I protect the elf: <Nothing>

I spank Sally if you have Huge **DIK** status.: <Nothing>

## Scene location: Campus

Mona "Now, where did we land on getting those pair of underwear?"

Sure: A new scene

Nope: <Nothing>

Camila "\*Whispers\* Yeah, whatever!" If you agreed to help Camila and Mona.

Give them the underwear: <Nothing>

Call Camila out: A new scene

Camila "Almost..." If you chose "Call Camila out" in the previous choice

Tell her off: <Nothing>

Show me yours if you have Huge **DIK** status: + **DIK** point and a new scene

Camila "Almost..." If you chose "Show me yours" in the previous choice

Stop: <Nothing>

Continue: + **DIK** point and a lewd scene

## Mini-game: English class #3

Hint! Enter these words to get a perfect score on the test.

Three letter words:

act tin gin git nag tag tic nit tan cat can ant

Four letter words:

gait cant tang ting inca gnat gain anti agin

Five letter words:

giant antic actin acing

Six letter words:

acting

## Scene location: Gender studies class

Derek "They are either dry or wet. Am I right?"

Agree: <Nothing>

Disagree: <Nothing>

Derek "You know...the really red and big ones."

Whose were they?: <Nothing>

Clown's lips?: <Nothing>



Derek "What's your favorite kind of vagina, bro?"

The shaven one: <Nothing>

The hairy one: <Nothing>

No preference: <Nothing>

## Major choice #6

You "(She isn't letting go. Is she crazy!?)"

Take it further: Permanent penalty to **CHICK** status and a lewd scene with Jade.

Stop her: Permanent penalty to **DIK** status.

## Scene location: DIK mansion

Derek "Wanna wear the helmet?"

Wear helmet: Counts towards wearing the helmet more than Derek.

Don't wear it: <Nothing>

## Scene location: Free-roam event in the Alpha Nu

### Omega mansion

Hint! There are two special renders you can get in this free-roam. Both are unlocked by finding magazines.

Get inside the mansion using the left-most window.

Go to the right and enter the hallway.

Go to the right and enter another room.

Try to go through the door to the bar, but Tybalt and his mates are going in there.

Turn around and try to enter the hallway again to get a digit for the Vault app, it's 8.

Go to the right and unlock the window.

When you're back outside, go back inside the kitchen window, again.

Click on the left door to end the free-roam event.

### Scene location: Jill scene

Jill "Huh? I'm surprised they let you in."

Be honest: <Nothing>

Hide the truth: <Nothing>

Hint! If you like Jill, be honest with her.

You "(And I can't really focus standing this close to her...)"

Check her out: + **DIK** point

Don't risk it: - **DIK** point

Jill "I'm not a performer."

Check her out: + **DIK** point

Don't check her out: - **DIK** point

You "Bye..."

Be a **DIK**: + **DIK** point

Be a **CHICK**: - **DIK** point

You "(Hm...why was it that I asked her out like that?)"

Because of Jill: <Nothing>

Because of Tybalt: <Nothing>

Hint! If you like Jill, choose "Because of Tybalt"

You "(...and recommended me to Jill?)" If Isabella likes you

Go see Bella: A lewd scene with Bella

Ignore Bella: <Nothing>

## Scene location: Final free-roam event in Maya's dorm

Hint! There is one special render you can get in this free-roam. You unlock the special render by playing Brawler. You can get money from Maya's corkboard hanging on her closet.

Click on the desk. Choose a subject to study. You will get 10% bonus score for the next test.

Click on the beer cooler to get the last digit to the Vault app, it's 5. If you haven't done it already, unlock the Vault, using the code 3985.

Open your phone and click on the Rooster app.

React to Quinn's post. If you answer Quinn you will get + RP Maya and + DIK point. If you answer Maya you will get + RP Maya and - DIK point.

Chatting with Jill in the Chat app can unlock a wallpaper to the phone if you choose "We'll make up for it on our date. :)" when you get the chance to.

Click on Maya to end the free-roam event. If Quinn sent you an offer for a threesome you can choose to go to her for a lewd scene or you can stay with Maya. If you offered to help her earlier in the episode, you will get a lewd scene with her.

In the end of the episode, choose who you want to go to: Derek, Sage or Isabella. To be able to go to Sage, you must have gotten her lewd scene this episode. To be able to go to Isabella, she must like you and you must have gotten her lewd scene this episode. The choice you make will cause three branches that will be handled separately in the episode 4 guide.

# Special renders – All locations


There are many **special renders** to unlock in various ways. This is a guide to unlock all of them. If you are playing without mini-games, you can skip reading the parts of the guide that is labeled **mini-game**. For you, those **special renders** are unlocked using the Vault app on your phone.

## Episode 1

### Special render #1 - Josy #1

During the first free-roam event, in your home.

It's on the kitchen table.



### Special render #2 - Riona #1

During the first free-roam event, in your home.

It's in the bathroom.



### Special render #3 - Josy #2

During the first free-roam event, in your room.

It's on your desk.



Special render #4 - Mixed #1 (Mini-game)

During the first free-roam event, win against the prep playing Brawler.


Special render #5 - Riona #2 (Mini-game)

Pass the English class with a score that's at least 90%. See the Episode 1 walkthrough for a list of all words.

Special render #6 - Josy #3


During the second free-roam event, in your dorm.

It's on Troy's desk.



Special render #7 - Riona #3

During the second free-roam event, in your dorm. It's on the floor in a bathroom stall.



Special render #8 - Mixed #2 (Mini-game)

During the second free-roam event, win against the prep playing Brawler.

Special render #9 - Josy #4 (Mini-game)

Pass the Math class with a score that's at least 90%. See the Episode 1 walkthrough for the answers to the test.

Special render #10 - Riona #4

During the third free-roam event, at the HOT's house. It's on the table behind the glass vase.



Special render #11 - Josy #5

During the third free-roam event, at the HOT's house. It's in the closet behind a box.




Special render #12 - Riona #5

During the third free-roam event, at the HOT's house. It's on the floor behind a toilet in the bathroom.



Special render #13 - Riona #6

During the fourth free-roam event, in Maya's dorm. It's between the drawers next to your bed.



Special render #14 - Josy #6

During the fourth free-roam event, in Maya's dorm. It's on the top shelf of her desk.



Special render #15 – Josy #7 ([Mini-game](#))

During the fourth free-roam event, in Maya's dorm, win against the prep playing Brawler.

Special render #16 – Riona #7 ([Mini-game](#))


Pass the Gender studies class with a score that's at least 90%. See the Episode 1 walkthrough for the answers to the test.



### Special render #17 – Mixed #3

During the final free-roam event, in Maya's dorm. It's in her closet.

This render can also be unlocked using the Vault app, but only if you're playing with mini-games enabled.



### Special render #18 – Mixed #4 (Mini-game)

During the final free-roam event, in Maya's dorm, win against the prep playing Brawler.


### Unlocking the Vault Episode 1

The fifth free-roam event is the final free-roam where you can unlock the vault for Episode 1. If you're playing without mini-games enabled, you need to unlock the remaining renders by now. The code to the vault is [1386](#).

## Episode 2

### Special render #1 - Cathy #1

During the first free-roam event, at the DIK's party. It's next to the mini-fridge.



Special render #2 - Cathy #2

During the first free-roam event, at the DIK's party.

It's in the janitor's closet on the second floor.



Special render #3 - Jill #1

During the second free-roam event, in the Alpha Nu Omega Mansion.

It's in the right drawer of Jill's bed.



Special render #4 - Jill #3


During the second free-roam event, in the Alpha Nu Omega Mansion.

It's in the fireplace, in Jill's room.



Special render #5 - Jill #3

During the second free-roam event, in the Alpha Nu Omega Mansion. It's in the bookcase, in Jill's room.



Special render #6 - Jill #4

During the second free-roam event, in the Alpha Nu Omega Mansion. It's in the left drawer of Jill's bed, but on the opposite side of the room.



Special render #7 – Cathy #3 (Mini-game)

Pass the English class with a score that's at least 90%. See the Episode 2 walkthrough for a list of all words.

Special render #8 – Cathy #4 (Mini-game)

During the third free-roam event, in Maya's dorm, win against the prep playing Brawler.

Special render #9 – Mixed #7 (Mini-game)

Win the shot battle against Derek without failing a single time.

### Special render #10 – Jill #5 (Mini-game)

During the third free-roam event, in Isabella's home, win against the prep playing Brawler.

### Special render #11 - Jill #6

During the third free-roam event, in Isabella's home.

It's in the bookshelf in her study.



### Unlocking the Vault Episode 2

The free-roam event in Isabella's home is a good spot to unlock the vault for Episode 2.

The code to the vault is 4413.

### Special render #12 – Cathy #6 (Mini-game)

Pass the Math class with a score that's at least 90%. See the Episode 2 walkthrough for the answers to the test.

### Special render #13 – Cathy #7 (Mini-game)

Pass the Gender studies class with a score that's at least 90%. See the Episode 2 walkthrough for the answers to the test.

# Episode 3

## Special render #1 – Isabella #1 (Mini-game)

Beat Chad in the story fight to unlock this special render. It is unlocked as you gain control during the first free-roam in Maya's dorm.

## Special render #2 – Jade #1 (Mini-game)

During the first free-roam event, in Maya's dorm, win against the prep playing Brawler.

## Special render #3 – Isabella #2 (Mini-game)


During the first free-roam event, in Maya's dorm, win the shot mini-game without failing more than two times.

## Special render #4 – Jade #2 (Mini-game)

During the first free-roam event, in Maya's dorm, win the shot mini-game without failing a single time.

## Special render #5 – Isabella #3

During the first free-roam event, in Maya's dorm. It's on the top shelf of her bookcase.



## Special render #6 – Jade #3 (Mini-game)

Pass the Math class with a score that's at least 90%. See the Episode 3 walkthrough for the answers to the test.

Special render #7 – Isabella #4

During the second free-roam event, in The Pink Rose. It's on the floor, next to a table.



Special render #8 – Jade #4

During the second free-roam event, in The Pink Rose. It's on the floor, under a couch.



Special render #9 – Isabella #5 ([Mini-game](#))

Pass the English class with a score that's at least 90%. See the Episode 3 walkthrough for a list of all words.

Special render #10 – Jade #5

During the third free-roam event, in the Alpha Nu Omega mansion. It's on the kitchen counter underneath a tray.



Special render #12 – Isabella #6

During the third free-roam event, in the Alpha Nu Omega mansion. It's in the bookshelf.



Unlocking the Vault Episode 3

The final free-roam event in Maya's dorm is a good spot to unlock the vault for Episode 3.

The code to the vault is [3985](#).

# Lewd scenes – How to unlock them

## Episode 1

### Josy


This scene has two versions, one for a playthrough with **DIK** choices and one for a playthrough with **CHICK** choices. To unlock the **DIK** version, you need to have more than +5 **DIK** points,



meaning that you must have the status **DIK** in the Stat app, during the first free-roam event. To unlock the **CHICK** version, you need to have less than -5 **DIK** points, meaning that you must have the status **CHICK** in the Stat app, during the first free-roam event. Use the walkthrough for Episode 1 if you're having trouble getting the correct score. When you have seen both versions of this scene, the Scenes app will show 100% below this scene.

### Cathy

This scene has two versions, you will unlock both by playing the game and choosing "I'm more into milfs like Cathy" during the






conversation with Derek in the cafeteria. For the first dream you get 50% of the completion in the Scenes app and you get the last 50% after the second dream of Cathy.



## Jade

Just like the previous scene, this scene has two versions. You will unlock both by playing the game and choosing "Just my type" during the conversation with Derek in the cafeteria (See the picture above). For the first dream you get 50% of the completion in the Scenes app and you get the last 50% after the second dream of Jade.



## Quinn


During the party raid of the HOT's sorority house, Quinn and Camila will confront you. When asked what to do, choose "Get involved". If you have Huge **DIK** status



or higher, you will get an extended scene and 100% completion of the scene in the Scenes app. If you have **DIK** status, or less, you will get a shorter lewd scene and 50% completion of the scene in the Scenes app. Follow the Episode 1 guide if you're having trouble reaching Huge **DIK** status.


## Riona

To unlock a lewd scene with Riona you first have to accept Quinn's offer to buy from her restaurant when you're getting your phone back from Sage. This will unlock Quinn's number on your phone. Call her during any of the two remaining free-rooms and order the Japanese Takeout for \$\$.




## Camila

Follow the guide above for unlocking Riona, but when you order from Quinn select Spicy Takeout for \$ to unlock a lewd scene with Camila.



## Maya

The final lewd scene of Episode 1 is in the end of the episode with Maya. This scene has two versions, one for having at least a **DIK** status and one for being neutral or less. After playing this scene twice with the correct status, you will get 100% completion in the Scenes app on your phone.



## Episode 2

### Maya

The first lewd scene of the episode is unlocked simply by playing the episode.



## Sarah

To unlock a lewd scene with Sarah you need to have Quinn's number, which you get by accepting her offer to buy from her restaurant in Episode 1. Start by ordering the Takeout Special from Quinn for \$\$\$.

This must be done during the second free-roam event of the episode, in Maya's dorm. After ordering from Quinn, you have to win the shot battle against Derek at the DIK's party.



After winning the shot battle, choose "Stay and party" followed by "Find Sarah".

## Maya

There are several steps needed to unlock the second lewd scene with Maya in Episode 2.

First off you need to make sure that you don't have Massive **DIK** or Massive **CHICK** status when you reach this scene. Use the Episode 2 walkthrough if you need help with reaching the correct status.



To reach the scene, choose to go home to Maya after the shot battle with Derek. After dancing with Maya, try to kiss her. The scene will unlock when you lie in the bed together.


## Josy

In the end of the date with Josy, she will ask you if you want to stay the night. Choose "Accept" to unlock this scene.



## Jade

This scene will unlock after the date with Josy if you told Derek that Jade is your type during lunch in the cafeteria, Episode 1.




## Cathy

This scene will unlock after the date with Josy if you told Derek that you prefer milfs like Cathy during lunch in the cafeteria, Episode 1.



## Isabella

Play through Episode 2 and this scene will be unlocked along the way.




## Sage

There are two versions of this scene and you can get both at once. First off, you must have accepted Sage's request to teach her play the guitar. At the party, win the shot battle against Derek and choose to stay at the party and to go find Sage. When dancing with Sage, kiss her. Later in the episode there will be a guitar lesson with Sage. When you get the opportunity, kiss her and the scene will unlock. The Scenes app will show 100% completion for this scene if you followed these steps.

## Episode 3

### Cathy

This scene is unlocked by playing through the episode.



### Jill

The first lewd scene with Jill is unlocked if you don't wear the Dildo helmet during the night scene with Jill. To be able to choose not to wear the helmet, you need to have either Neutral or **CHICK** affinity during the choice to wear the helmet.



That means that you can't have chosen too many major **DIK** choices in your playthrough or your character will want to wear the helmet.

### Zoey

This scene is unlocked by playing through the episode.



## Sage

To unlock this scene with Sage, you must have accepted her request to be her guitar teacher.

If you didn't get her lewd scene in Episode 2, you can still get this scene, but you must tell her

that it wasn't just for teaching purposes you sat behind her last time you taught her how to play the guitar. If you did get her lewd scene in Episode 2, this scene will unlock by playing through the update.




## Envy

When you get to The Pink Rose, tell Derek that you want to "Party without limits".

Make sure that you have \$\$\$\$\$. If you need more money Rusty offers you \$\$\$\$ if you promise you won't leave the club without having spent it all. Talk to Envy and ask for a private dance. This scene has two versions.

You can unlock both at once by

having at least Huge **DIK** status. Choose "Anal" when she asks you if you want something extra.





## Camila & Mona

Camila and Mona will approach you asking for help with their HOT scavenger hunt. Tell them "Sure" when they ask for help.


When Camila peeps on you, call

her out and tell them "Show me yours". You need to have Huge **DIK** status to be able to get this scene. Tell them to continue when prompted.




## Jade

During Gender studies class, you will be paired up with Jade. She will flash you and make a move on you using her foot. To unlock a lewd scene with her choose "Take it further".



## Isabella

To unlock a lewd scene with Isabella there is one requirement you must fulfill that's achieved through a sum of multiple choices throughout the game. To simplify, Isabella must like you for this scene to be unlocked. There are several choices you can



make to achieve this. Here's a list of the choices and how they affect your score.

- Peeking at Isabella when she was naked in her home, in Episode 2, gives **-1 point**.
- Trying to kiss Isabella in the car, in Episode 2, gives **+1 point**.
- Attempting to pay for her meal, in Episode 3, gives **+1 point**.
- Making a joke about the food in front of the cafeteria worker, while having a neutral or **CHICK** status, in Episode 1, gives **-1 point**.
- Fighting with Troy, in Episode 1, gives **-2 points**.
- Failing less than 2 classes of English and Math combined gives you **+2 points**.
- Failing less than 4 classes of English and Math combined gives you **+1 point**.
- Wearing the Dildo helmet during lunch with Isabella gives you **-1 point**.

If the sum of these scores is 0 points or higher, Isabella likes you. After the piano event with Jill in Episode 3, choose "Go see Bella" and the scene will unlock.

## Quinn & Riona

If you have bought from Quinn's restaurant at least two times in previous episodes, she will offer you a two-course fusion meal. In the end of the Episode, in the last free-roam event, choose



"Go to Quinn's dorm" when talking to Maya and the scene will unlock.

## Maya

During the first talk with Maya this episode, she will tell you about the HOT scavenger hunt. When she talks about the tuition, choose "Offer to help". In the last free-roam

event of the episode, choose "Stay with Maya" when talking to Maya and the scene will unlock. There are two versions of this lewd scene. You can unlock both at once by having more than **14 RP** with Maya.



# Wallpapers – How to unlock them



Isabella's second wallpaper is unlocked by getting her to like you.

The wallpaper is unlocked in Episode 3 during the Isabella and Jill scene in the library.

If Isabella likes you by then the wallpaper is unlocked.

To see how you get her to like you, see the Episode 3 walkthrough.

Jade's second wallpaper is unlocked when you unlock her lewd scene in Episode 3.






Jill and Isabella's wallpapers are unlocked by choosing "Move your hand a bit" during Jill's lewd scene in Episode 3.

In the same scene with Jill, if you choose "Remove hand", you will unlock another wallpaper for Jill.

Maya's second wallpaper is unlocked after completing her lewd scene in Episode 3.

You don't have to get the extended version of that scene to unlock the wallpaper.

The Quinn's restaurant wallpaper is unlocked after completing Quinn & Riona's lewd scene in Episode 3.



Sage's second wallpaper is unlocked after completing her lewd scene in Episode 3.

Jill's third wallpaper is unlocked using the Chat app in the final free-roam event, in Episode 3.

Chat with Jill and make sure you choose "We'll make up for it on our date. ;)".

Finish chatting and click on the image that she sends to unlock the wallpaper.

# Glossary

RP Relationship points, a higher score means that someone likes you more

**DIK** point A point that is added or subtracted to your **DIK** score.

**DIK** score Think of the **DIK** score as your current mood. Having a higher score means that you are something of a bad boy, whereas a lower score means that you're more of a nice guy.

Affinity Think of the affinity as your personality. It is shaped by your major choices. You will either have a **DIK**, **CHICK** or a Neutral affinity. The affinity may enable or disable certain choices and affect your story in other ways.



patreon.com/*DrPinkCake*

**ΔIK**