

Version 0.13

- Saves should work, but because I put one Tiffany event into the center of Melanie's route, you'll have to replay Melanie's route to get it. I made saves at the start of the new content. Another event you'll be able to get without replaying Melanie's route. The first save for love way. The second save for ntr way.
-

- **At the end of each route with each character, there will be a text notification that will tell that "this is the end of this route."**
- **You can do only one action per day with one character. To do new actions with the characters you need to sleep at home.**

Lucy.

You can always find Lucy at her house at the day time. Just talk to her and it will progress the story.

There are 2 events with Lucy.

Rehearsal scene and **club scene**.


1. Talk to Lucy at her house.
2. **Rehearsal event** will be shown after the 3-rd rehearsal. You can choose either ***take Lucy by force*** or ***wait for a better chance***.
3. After that, there will be cut-scene where you'll get the **club event** which will depend on your **rehearsal event** choice.

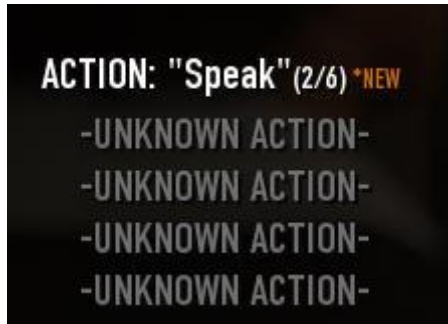
Twins.

1. You can find the café on the map. First dialogue with Twins.
2. Dialog about closing the café.
3. Twins have very easy gameplay. Just order the coffee at noon. You'll get 4 dialogues **and first event**.
4. After that, another 3 dialogues **and you'll get the second event**.

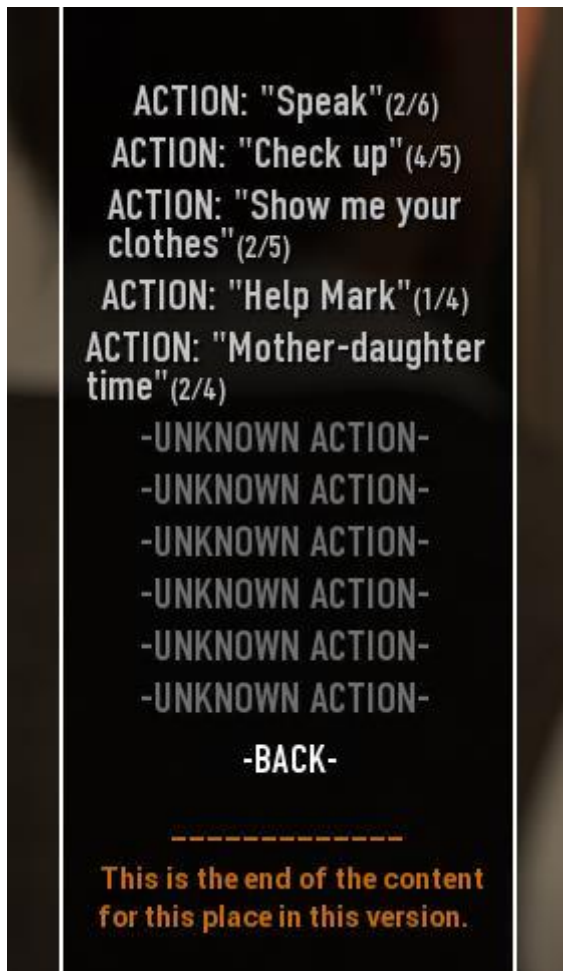
Melanie's route.

Melanie route has a trainer gameplay system. Events open gradually, one after another. So for example: to open an event in the kitchen, you have to play an event with Melanie in the morning.

In order to open new events, you need to click all **new**() events.



At the end there has to be a separate notification in Melanie's room in the morning:



In the Living room in the evening:



And in the living room at noon.



Tiffany route.

There are 3 events with Tiffany.

1. Tiffany's route will start after Melanie's "Show me your clothes" event. Just advance through Melanie's story until you get it.



When you'll **go to sleep**, the **club event** will start. Where you'll be able to help Tiffany or not. The next 2 events will depend on this choice.

2. You'll get **Mirror event** after first "Mother-daughter time" event.
3. Visit Melanie's house after you'll get second "Mother-daughter time" event. After that, there will be cut-scene where you'll get the **sex scene with Tiffany** which will differ, depending on your **club event** choice.

Jane.

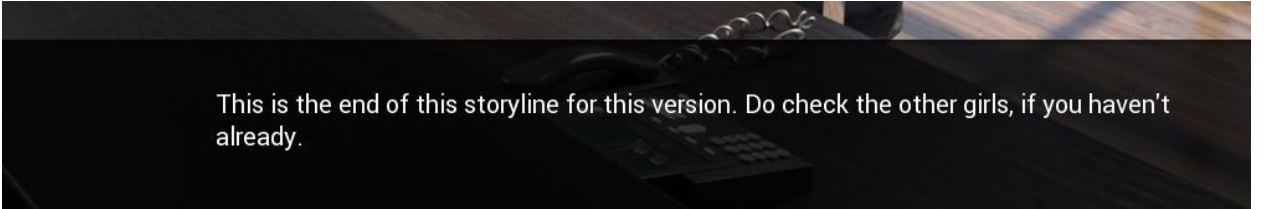
There is 1 event with Jane, which you'll get after clicking and conversing with her 2 times.

What you need to do:

Just talk with her at the reception.

1. 2 dialogues.
2. The event in the dressing room.

At the end you'll get this message:

A dark, moody photograph of a desk. In the foreground, a black telephone with a coiled cord is visible. Behind it, there are some papers and a small container. The lighting is low, creating a somber atmosphere.

This is the end of this storyline for this version. Do check the other girls, if you haven't already.