

Treasure of Nadia Walkthrough: v32051


Do you need to buy anything in store?

Go to Squallmart (if you are there, exit to map then re-enter.)

Go to the [Library](#), and talk to Diana.

Go [Cave](#), in Estero Park follow [Clare](#) to the new area.

Go back to the previous room check the wall for a clue to solve the puzzle.




To solve puzzle push 1, 2, 4 and 6 up.


Look closely to the glowing shape on the stone. What do you have that looks like that?

Check you inventory (use Tikpak Artifact).

Get the chest Key and move the rocks and get the Pirate Diary.



Go up from stairs. Get the items from the new area and light up the torch (7th torch).
Use pickaxe to get white sand.




You can also check the scroll to find items needed to create concrete.

Before you leave the cave check the ground of the area where you saw the puzzle hind. The floor will be look weak and crumbly. Use pickaxe to get Dolomite.



Go back area of Full master bar and light up the grill to get Fly Ash.

Go [Cave](#), in [Estero Park](#) and [craft concrete](#).



Go Estero Key and follow Sam to the cave opening. Give him concrete.

Now you have to find three ingredients (red ginseng, philweed, maca plant). Most likely you would already have all.

Go to your home and talk to Emily.

Eat maca plant and go to the Doctor's Office.

Now go to Church and talk to Madalyn. Give her the pirate diary (She is in her chambers)

Before you leave, go the room to the right and get the cursed shovel.

To complete 32%, go to the new area from the cave where you found the white sand. Hidden behind the tree to the left is the Chest with kamasutura page for Tasha.