

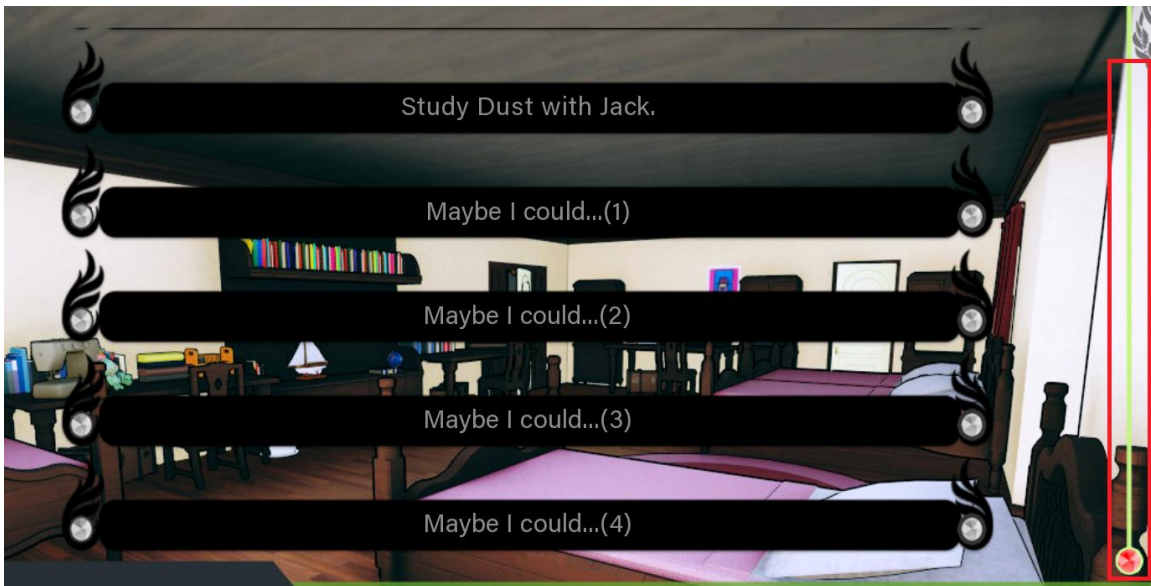
This is not endorsed by Rooster Teeth in any way. Views, opinions, thoughts are all my own. Rooster Teeth and RWBY are trade names or registered trademarks of Rooster Teeth Productions, LLC.

© Rooster Teeth Productions, LLC.



*New additions to this walkthrough are marked with "- -"*

**YOU CAN SCROLL DOWN ON SATURDAY EVENTS**



**Table of Contents**

Ruby Rose/Weiss Schnee.....2

Blake Belladonna/Yang Xiao Long.....3

Nora Valkyrie/Pyrha Nikos.....4

Velvet Scarlatina/Emerald Sustrai.....5

Neon Katt/Neopolitan.....6

Winter Schnee/Cinder Fall.....7

Raven Branwen/Qrow Branwen.....8

Taiyang Xiao Long/Coco Adel.....9

Evelyn Damerot/Penny Polendina.....10

Jacqueline B. Ivory/Glynda Goodwitch.....11

Melanie & Miltia Malachite/Whiterose.....12

Weiss Schnee/Yang Xiao Long  
Freezer Burn.....13



**First Event**

Buy the Atlesian Cookies from the shop on Main Street (200 Lien) to enable the Saturday event. You can do this after the very first time you work at the Dust Shop, as you get the funds for the Cookies right there.

**Second Event**

Read the book “War of Kings” from the Book Shop (500 Lien), in the Library during the day. You must read it three times total to enable Ruby’s Saturday event.

**Third Event**

After (Day 56), go to the Library and select the new event to find more books by the author of the War of Kings. You will go through a new scene to unlock the Saturday event.

**Fourth Event**

No special action required, Saturday event is available automatically on (Day 125).



**First Event**

Raise your Dust Knowledge to (30) to enable the Saturday event. This can be done by studying with Weiss, or by working at the Dust Shop at night.

### **Second Event**

After class, Weiss will request your aid in taking down posters slandering her name. You must investigate the Mess Hall and Classroom at night to enable her Saturday event.

### **Third Event**

After (Day 56), select the Dormitory in the afternoon to find the new scene. This will enable the Saturday event.

### **Fourth Event**

On (Day 127) visit Weiss in the Dormitory at night. Visit the Dormitory again the following day to unlock the Saturday Event.



### **First Event**

Raise your Erudition to (30) after Blake gives you the opportunity to read with her to unlock the Saturday event.

### **Second Event**

After (Day 49), you will be approached by Yang who requests that you simply talk to Blake. After this, meet her in the Dormitory during the day to trigger the Saturday event.

### **Third Event**

Blake will send a message to your scroll. Respond to it and the follow-up. After answering the second message the next day head to the Dormitory. An event will be available the next day at the Dormitory to enable her Saturday event.

#### **Fourth Event**

After (Day 125), visit the Dormitory at night. The next day visit the Dormitory during the day to unlock the Saturday event.



#### **First Event**

Go to the Classroom during the day, where here you will open the ability to train with Yang. Raise your Combat to (30) to enable the Saturday event.

#### **Second Event**

Raise your Combat to (60). Yang will approach you and request that you meet her in the Classroom at night. You will have (2) nighttime sparring sessions with Yang before she challenges you to a fight, enabling the Saturday event.

#### **Third Event**

After (Day 56), select the new Dormitory event. You will go through a scene with Ruby and Professor Peach. This will enable her Saturday event.

### **Fourth Event**

On (Day 85) visit JPDE in the Dormitory. The next day visit Yang in the Classroom which will unlock a date on Main Street the next Day. On (Day 106) meet JPDE in the Dormitory at night to unlock the Saturday event.



### **First Event**

Raise your Cooking to (30) by working in the Mess Hall. This will enable her Saturday event.

### **Second Event**

After training with Sun at least once, visit the Dormitory during the day. After your stamina is at 11, visit the gym at night. This will unlock a final event at the Dormitory during the day to enable the Saturday event.


### **- -Third Event**

Right after the second date go to the classroom during day and dormitory during night. One more time to the classroom during day and the Saturday event is enabled.

### **- -Fourth Event**

Go to the dormitory during the night after the third event. Then go to the dormitory during the day and one more time at night and the fourth Saturday event is unlocked.

## Pyrrha Nikos



### **First Event**

Raise your Aura Mastery through training in the Amphitheatre to (30) to enable her Saturday event.

### **Second Event**

An encounter will appear in the Dormitory on (Day 43). After this, complete a second Dormitory scene during the day to enable her Saturday event


### **Third Event**

On (Day 107) visit the Dormitory. The next night stop by Main Street. Three days later an event will open at the Dormitory followed by Main Street during the day to enable the Saturday event.

### **Fourth Event**

After (Day 125) visit the Mess Hall at night, this will allow for an event in the Dormitory during the day. Last, visit the Gym at night to enable the Saturday Event.

## Velvet Scarlatina



### **First Event**

On (Day 18) Velvet will give you her camera to take pictures. Photos must be taken at the Alley during the day and Main Street at night in that order to enable her Saturday event

### **Second Event**

The day after the first event, Velvet can be located in the Dormitory. This will enable a second Dormitory encounter the next day to enable her Saturday event.

### **Third Event**


On (Day 58) find Coco in the Gym during at night. Next, visit the Dormitory at night. Lastly, visit Coco at the Gym at night again to unlock the Saturday event.

### **Fourth Event**

After (Day 129), visit the Dormitory during the day. Next, visit the Dormitory at night to unlock the Saturday event.

**Emerald Sustrai**





**First Event**

Simply encounter Emerald via the story. After (Day 49) her Saturday event will be available automatically.

**Second Event**

After (Day 56), you will find her at the Main Street location during the day. She will start sending you texts with clues of where she is. At night you can find her in the Library, the second location is Main Street. Lastly you must bring her proof of a Vale Apple (500 Lien) purchased at Main Street to enable her Saturday event.


**Third Event**

Placeholder

**Fourth Event**

Placeholder

**Neon Katt**



**First Event**

Neon first approaches you on (Day 45). You can then find Neon in the Library at night where she will offer to work on Trash-talking with you in the Amphitheatre at night. Raise your Trash-talking to (30) to unlock her Saturday event.

**Second Event**

Placeholder

**Third Event**

Placeholder

**Fourth Event**

Placeholder

**Neopolitan**



### **First Event**

Neo's first event will become available when she first texts you (Day 47). Respond to the text message and then check your phone daily for her responses. As long as you respond to her text messages instead of ignoring her, you will unlock her Saturday event.

### **Second Event**

After the first event, you will receive the first of four daily texts you must click on to register. After the last, head to the Dormitory to trigger an event between Neo and Roman to enable her Saturday event.


### **Third Event**

On (Day 101) you'll receive the first of four daily texts. Respond to all of them then visit the Alley at night to enable the Saturday event.

### **Fourth Event**

On (Day 128) you will receive the first of four daily texts. After the fourth in this chain has been answered, visit the Dormitory at night. Lastly, visit Main Street during the day to enable the Saturday event

**Winter Schnee**



### **First Event**

You must first have raised your relationship with Weiss to 3 prior to (Day 68). This will add new dialogue to the main story on (Day 74). After this, Winter can be located on Main Street at night until day 82 to unlock her Saturday event.

### **Second Event**

The first Monday after her first date, visit the Dormitory during the day. Visit it a second time at night to unlock her Saturday event.


### **Third Event**

After completing Weiss' fourth date, visit the Classroom during the day. Next visit the Dormitory at night. Lastly, visit Main Street at night to unlock her Saturday event.

### **Fourth Event**

After completing the third event, visit Main Street at night. Next, visit the Dormitory during the day to unlock the Saturday event.

**Cinder Fall**



### **First Event**

On day (Day 76) her Saturday event will appear automatically. Be warned as Cinder enjoys the finer things in life and will require (300 Lien) to appear.

### **Second Event**

Starting (Day 80) speak with Amber in the Classroom at night. The next day, head to the library for seduction tips to unlock the Saturday event.

### **Third Event**

Complete her second event prior to the story in Barito Forest. After the battle on (Day131), a unique dialogue will unlock after morning class automatically. Once finished, visit the Dormitory at night to unlock the Saturday event.

### **Fourth Event**

After the third event, visit the Dormitory for two nights to unlock the Saturday event.

**Raven Branwen**



### **First Event**

You must have first raised your relationship with Yang to 3 prior to (Day 68) to initiate her talk with Qrow. Her next appearance will intertwine with Yang's fourth event and requires the same criteria to unlock the Saturday event.

### **Second Event**

After her first date or Yang's fourth, visit the Dormitory during the day. Visit the Dormitory at night to unlock the Saturday Event.

### **- -Third Event**

Go to the dormitory during day, afterwards to the Main street at night. Again to the dormitory during day and to the classroom at night to get the Scene.

### **- -Fourth Event**

To the dormitory during day and mainstreet at night. Fianly dormitory at night to start David.exe

.

## Qrow Branwen



### First Event

You must have first raised your relationship with Ruby to 3 prior to (Day 68). Starting (Day 71) he can be found on Main Street at night. The next night, search for him at the Dormitory. This will unlock an encounter on Main Street at night to enable his Saturday event.

### Second Event

Placeholder

### Third Event

Placeholder

### Fourth Event

Placeholder

## Taiyang Xiao Long



### **First Event**

You must have raised your relationship to 3 with either **Ruby** or **Yang** to initiate his (Day 103) encounter with Qrow; otherwise, he will not appear until (Day 105). His Friday conversation will differ depending on who is romanced and affects Sunday's dialogue.

### **Variations Include:**


Having less than Rank 3 with both daughters

Reaching at least Rank 3 with **Yang**

Reaching at least Rank 3 with **Ruby**

If Rank 3 is reached with both, the story defaults to **Ruby**





### **First Event**

On (Day 59) meet Coco in the Mess Hall. Next, find her in the Dormitory during the day to activate the Saturday event.

- Starting (Day 58) you can meet Coco in the Gym at night to unlock alternate sprites for characters regardless of relationship status.

### **Second Event**

After the first date, visit the Dormitory during the day. Next, visit the Gym at night to unlock the Saturday Event.

### **- -Third Event**

After the fourth date with Velvet go to the Dormitory during the day and then during the night for the Scene.

### **Fourth Event**

Placeholder



**First Event**

After the first encounter with Andrea, on (Day 99) you can find Evelyn in the Dormitory. This will unlock her Saturday event.

**Second Event: Previous Event not Required**

After (Day 41), visit the Classroom during the day. Next visit the Dormitory at night to unlock the Saturday event.

**Third Event**

Placeholder

**Fourth Event**

Placeholder

**Penny Polendina**



### **First Event**

After her upgrades on (Day 99), talk to Weiss in the Dormitory. The following night, speak to Penny in the Dormitory. Lastly, talk to Ruby in the Mess Hall the next day to unlock the Saturday event.

- Bonus dialogue if relationship is 3 with Weiss

### **Second Event**

Ruby's relationship must be 3 prior to excursion to Barito Forest (Day 123). Once Ruby's 4<sup>th</sup> Saturday event is completed, visit the Dormitory at night. Lastly, visit the Dormitory once more at night to unlock the Saturday event.

### **Third Event: Previous Events not required**

Starting on (Day 74), visit the Dormitory at night. Visit the Dormitory at night again after (Day 98) to unlock the Saturday event.

### **Fourth Event: after Third Event**

-- Firstly go to the Classroom on the day and on the same day to the Dormitory at night. On the next day visit the Mainstreet at day and afterwards the Dormitory at night to get the CG.

Jacqueline B. Ivory



**First Event**

Her first encounter can be done as early as (Day 57) in the Dormitory. The next step will not be available until (Day 94) in the Amphitheatre at night to unlock the Saturday event.

**Second Event**

After completing her first event, visit the Amphitheatre at night. Next, visit the Classroom during the day on a Thursday to unlock her Saturday event.

**Third Event**

Placeholder

**Fourth Event**

Placeholder

Glynda Goodwitch



**First Event**

On (Day 71) a new event will be in the classroom at night. The next night, visit Professor Peach at the Dormitory. Lastly you will need to purchase Vacuo Mint Tea from the Main Street shop for (500 Lien) to unlock her Saturday event.

**Second Event**

Placeholder

**Third Event**

Placeholder

**Fourth Event**

Placeholder

## Miltia & Melanie Malachite



### First Event

After (Day 63), go to the Alley at night. After the job offer, talk it over with your team in the Dormitory at night. Once approved, visit the Alley at night again to unlock a new job. The Saturday event will unlock after 5 nights working as a host.

### Second Event

Placeholder

### Third Event

Placeholder

### Fourth Event

Placeholder

## WhiteRose



### **First Event**

You must have completed both **Ruby** and **Weiss**' second dates in addition to Junior's party. After these, visit the Dormitory at night then the Classroom during the day. Lastly, visit the Dormitory at night to unlock the Saturday event.

### **- -Second Event**

After the first event go during the day to the main street and again at night. Afterwards to the dormitory during the day to enable the Saturday event.

### **Third Event**

Placeholder

### **Fourth Event**

Placeholder

### **Freezer Burn**



**- -First Event**

You must have completed both **Yang** and **Weiss**' second dates in addition to Junior's party. After these, visit the Dormitory at day to get the scene.

**Second Event**

Placeholder

**Third Event**

Placeholder

**Fourth Event**

Placeholder