



# An Idiot's Guide to Lust Epidemic

by cooperlee77

This guide follows the Normal version but {Hard} options are included.  
Maps are included at the end of this document.

## Index

Underlined = Choose this option

Inventory Items

Found Kamasutra Pages

Found Coins

Crystal Ball Hints

Actions

[\*%] - Progress

Watch Intro

When Intro finishes, you should be in the Library with Simon and Valerie.



Do you need to use the restroom?

Click on Simon

Tease Simon / Berate Simon

Read Note on table

North (North of Library)



Read Newsletter on table

East (Restroom Area)



East (North of East Foyer)

Click on Mendel

Click on Amber

Talk

Backhanded Compliment / Small Talk

{Amber's 1<sup>st</sup> Heart}

West (Restroom Area)

Enter Gent's Restroom (Room 04)



Click on flashing spark on West wall

Look in the hole / Better not spy

Watch Scene [1]

Exit South (Restroom Area)

No one is in the Women's Restroom. I wonder what it looks like in there.

Enter Woman's Restroom (Room 03)



Pick up Security Access Card (Room 02)

Pick up Coin (01) on floor  
Exit South (Restroom Area)

[1%]

I wonder if that new unlocked classroom has something else you need in it?

West (North of Library)  
South (Library)  
Click on Valerie  
Talk  
North (North of Library)



Enter North East Door (Room 02)

Click on North East Cabinet with the flower on it  
You found a Bottle of Water  
Click on right hand side of the chalkboard  
Read the message - *Behind the South wall Cabinets*  
Exit South (North of Library)  
See if Valerie wants your water  
South (Library)  
Click on Valerie  
Talk  
Choose Bottle of Water  
I wonder what is so special about the west tower?  
Exit South (Library Foyer)



West (Chapel Foyer)

West (West Tower 1<sup>st</sup> Floor)



Sister Katherine enters and talks to you

Tell the truth / Lie

Watch

Could there be something useful in the West Tower?

Click on spark in the flowers by the staircase

You have found a Desk Key

Wasn't there a desk in that classroom?

East (Chapel Foyer)

East (Library Foyer)

North (Library)

North (North of Library)

Enter North East Door (Room 02)

Click on flashing spark on North West desk


Choose Desk Key

You have found a Security Access Card (Room 01)

I wonder what could be in the room you just unlocked.

Exit South (North of Library)

Enter the North West Door (Room 01)



Pick up the Book called "In Your Heart!" on the South East Bookcase

{Pick up the Heart Container from South West corner}

Exit South (North of Library)

You should talk to Katherine

Go to West Tower 1<sup>st</sup> Floor

Click on Sister Kath

{Heart Up}

Talk

Choose "In Your Heart!" Book

Watch

{Kath's 1<sup>st</sup> Heart}

Buddie arrives and moves you East (Chapel Foyer)

You should talk to Andy

Go to Restroom Area

Click on Andy

Watch

I wonder what's going on in the Library

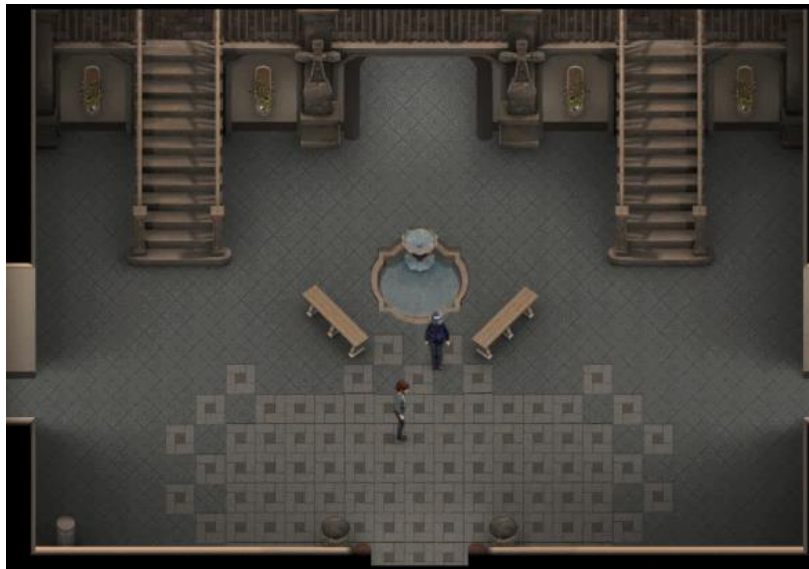
Go to Library

Click on Valerie

Watch

I wonder what the security guard is doing?

Go to Entrance



Click on the flashing spark in the fountain

Watch

I bet Simon could help you

West (Library Foyer)

Click on Simon

Watch

East (Entrance)

Click on the flashing spark in the fountain again

Buddie leaves


Grab the key from the fountain

You have found a Desk Key

## East (East Foyer)



## East (East Tower 1<sup>st</sup> Floor)




{Pick up the Heart Container}

Pick up the Security Access Card (Room 08)

West (East Foyer)

Enter North East door (Room 08)



Too dark - Exits South (East Foyer)

Go to Room 01

Click the flashing spark on the desk

Use the Desk Key

You found a Cheap Digital Camera

Exit South (North of Library)

I wonder where Denny and Amber went off to

Go to East Tower 1<sup>st</sup> Floor

Watch

You should tell Mrs. Bancroft what you heard

Go to the Library

Click on Amanda

Talk

{Amanda's 1<sup>st</sup> Heart}

Do you have to pee?

North (North of Library)

East (Restroom Area)

Enter Gent's Restroom (Room 04)

Click on flashing spark on West wall

Watch Scene [2]

Adam enters

Watch

Adam leaves

[2%]

Exit South (Restroom Area)

Go find Buddie and then see what Mendel is up to

Go to Entrance

East (East Foyer)

North (North of East Foyer)

Watch

Did you see Amber talking to Mendel about food? Maybe Buddie knows where some food is

Go to Entrance

Click on Buddie

Get mad at Buddie / Laugh at Buddie's misidentification

Where did Valerie go?

North (Restroom Area)

Watch

You follow Valerie West (North of Library)

Watch

Where did Mendel go?

Go to North of East Foyer

Click on the flashing spark in the North West corner

You have found a Chest Key


Go to Entrance

Watch

Was Mendel blocking something earlier? Maybe it can help you in the basement of the East Tower

Go to East Tower 1<sup>st</sup> Floor

Upstairs (East Tower 2<sup>nd</sup> Floor) (Room 24)



Pick up the Photo in the South West corner

Pick up the Kamasutra Book

You can now pick up pages

Downstairs (East Tower 1<sup>st</sup> Floor)

Downstairs (East Tower Basement)



Click on the box in the South West corner

Read Packing List

Click on the Chest by the stairs

Choose Chest Key

You have found a Wire Cutters

Click on the electrical panel on the North wall

Choose Wire Cutters

[3%]

I wonder if Andy has anything interesting to say

Go to Restroom Area

Click on Andy

Go to Entrance

Buddie enters

Watch

The West Tower is open to explore. I wonder if Sister Katherine wants to talk any more

Go to West Tower 2<sup>nd</sup> Floor (Room 09)

Try to enter North East Door (Room 10)

Watch

Click 2 times on the wall behind the Cabinet on the South wall. You should hear a click and the screen will flash every time.



Are you hungry? There is a Kitchen in the West Tower Basement  
Downstairs (West Tower 1<sup>st</sup> Floor)  
Downstairs (Kitchen)



Walk to center of Kitchen until Kath arrives  
Watch  
Kath leaves  
Pick up the Coin (02) in the South East corner  
Click on the Fridge  
Yogurt / Carrots  
Ranch Dip / Strawberry Jam  
Add some condiments / Nah, those will fuck up the taste  
Do it! / No way!  
Watch Scene  
Is Amber still hungry?  
Go to Library  
Click on Valerie  
Talk  
Choose Yogurt  
Go to East Foyer  
Click on Amber

Talk

Choose Yogurt

Watch Scene [3]


{Amber's 2<sup>nd</sup> Heart}

[4%]

Is Buddie still outside?

Go to the East Tower 1<sup>st</sup> Floor

Upstairs (Room 24)



Click 4 times on the wall behind the 2 Cabinets on South wall. You should hear a click every time.



A page and a Heart Container appears

You found a page - Amber 11: Reverse Cowgirl

{Pick up the Heart Container}

Go to Entrance

Watch

Click on Raincoat

Yes, go outside / No, stay inside


You go Outside



Click on the flashing spark by the main entrance door  
You have found a Car Keys  
Pick up a Coin (03) by the East wall



{Pick up the Heart Container in the North West corner}



Click on the Transformer



Click on the Silver Car

Choose Car Keys

You have found a Serum Flask

Maybe Andy knows what that purple flask is

Enter Building (Entrance)

Go to North of East Foyer

Click on Andy

Watch

Where did Mendel go?

Go to East Foyer

Click on Amber

Watch

Go to Library

Watch

Click on Valerie

{Heart Up}

Talk

If you're going to try out that purple juice you'd better mix it with some juice to mask the awful flavour

Go to Kitchen

Click on the Fridge

The kitchen is cooler than the upstairs areas

Walk around Kitchen

Valerie enters

Watch

Watch Scene [4]

{Valerie's 1<sup>st</sup> Heart}

You exit Upstairs (West Tower 1<sup>st</sup> Floor)

You need to find Andy. Where did he go?

Go to Restroom Area

[6%]

Pick up Raincoat

Enter Ladies Restroom (Room 03)

Watch Scene [5]

Andy leaves

Exit South (Restroom Area)

Go to Entrance

Click on Andy

Watch

Buddie enters

Watch

Buddie leaves

Andy leaves

Watch

[7%]

I wonder if Valerie is okay

Go to Kitchen

Click on Valerie

Talk

Amanda enters

Mendel and Amber enter

Watch

Mendel unlocks the Bedroom Corridor

You receive a Security Access Card (Room 07)

Watch

I wonder what's behind that opened door in the Kitchen

Enter North East door (Bedroom Corridor)



Amber talks to you

Watch

You receive a Key Fob and a kiss from Amber

Pick up a Coin (04) by the East wall

Go to West Tower 1<sup>st</sup> Floor

Watch Buddie and Mendel

It looks like Buddie is headed for the East Tower

Go to Entrance

Exit building

Click on Amber's car 2<sup>nd</sup> from left

Choose Key Fob

Enter building with luggage

Go to Kitchen

Amber takes her luggage from you

Watch

Simon enters


Watch

Simon leaves

I'd check out the new unlocked bathroom if I were you. Then make your way to the storage room in the East Foyer. You might be able to find some drinks for Valerie

Go to Bedroom Corridor

Enter Bathroom




{Pick up the Heart Container}

Click on Newsletter on left side of sink

Click on the flashing spark on the floor

You found a Chest Key

You found a page - Amber O2 : Tit Play (Actually says Amanda: Tit Play but if you click in the Kamasutra book, Amber: Tit Play is ??? out)



Go to the East Tower basement  
Watch Buddie  
Upstairs (East Tower 1<sup>st</sup> Floor)  
West (East Foyer)  
Go to Your Bedroom in the East Foyer (Room 07)



{Pick up the Heart Container}  
You found a page - Amber 04: Handjob  
Pick up a Coin (05) from the floor  
Read Receipt found on box in South West corner  
Click on Chest  
Choose the Chest Key  
You found a Bottle of Red Wine  
Exit South (East Foyer)  
Read Newsletter of floor  
Go to the Kitchen  
Click on Valerie  
{Heart Up}  
Talk  
Choose Red Wine  
Watch  
Amber looked better in them / Mrs Bancroft looks better in them  
Watch  
You leave upstairs

Where did Andy go?

Go to Entrance

Click on Andy

Watch

I think the girls have settled in. Maybe you can sneak downstairs

Go to Bedroom Corridor

Click on Bathroom door

Watch Scene [6]

Watch

Amber enters

Watch

You and Amber go to Amber's Bedroom (Room 34)

Watch Scene [7]

{Amber's 3<sup>rd</sup> Heart}

Pick up a page - Amber 03: Footjob

[10%]

Exit South (Bedroom Corridor)

Click on the Bathroom door

You found a Security Access Card (Room 34)

Valerie enters

Watch

Exit South (Kitchen)

Watch Scene

You've got the pics, now go show Andy

Go to Entrance

Click on Andy

Choose SD Card

Watch

You receive a Serum Flask

You should check out the Bonus Area on your phone, there might be new items for you to buy

Click 'Right Mouse Button'

Click 'Phone'

Double click 'Bonus Area!'

Click the Goth outfit under Amber

Yes / No

Exit the screen South

Amber is still awake. If you can find her, you should try playing with her

Go to Library

Click on Amber

{Heart Up}

Talk

Pick up the Coin (06) from below the South West bookcase

Go to Entrance

Click on the West wall by the staircase



Yes / No

You found a page - Kath 01: Facejob

Go to Library

Click on Amber

Play

Click on Amber

Choose Hand and Foot Stuff

Choose Get a Footjob

Watch Scene

Cancel

Exit South

[11%]

Where did Buddie go? Maybe check the entry

Go to Entrance

Buddie enters

Mendel enters

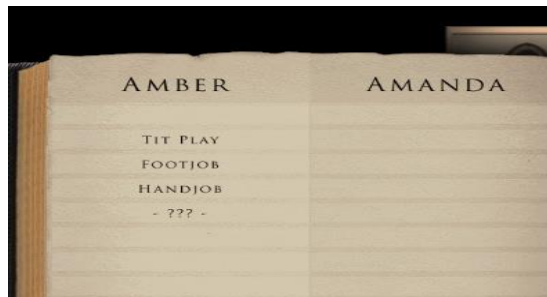
Simon enters

Amber enters

Watch  
Buddie, Mendel and Amber leave  
Upstairs (2<sup>nd</sup> Floor)



Watch  
Pick up a Coin (07) from the floor by the West wall  
You found a page - Amber 05: Tit Fuck (Actually says Amanda: Tit Fuck  
but if you click in the Kamasutra book, Amber: Tit Fuck is ??? out)



Pick up the Flashlight off of the Right hand chair  
You hear a Shot!  
You go Downstairs to the Entrance  
Mendel and Simon enters  
Watch  
Amanda enters  
Watch  
Amanda, Buddie, Mendel and Simon leave  
Where did Mrs. Bancroft go? Reading a book or something?  
Go to Library  
Click on Amanda  
{Heart Up}

Talk

There are probably some wine glasses in the Kitchen

Go to Kitchen

Click on the Wine Glasses on the South wall

You found a Serum Spiked Wine

Bring the drink to Mrs. Bancroft

Go to Library

Click on Amanda

Talk

Choose Spiked Wine

Watch

Compliment Amanda's ass / Compliment Amanda's tits

Watch

Amber enters

Watch Scene [8]

{Amanda's 2<sup>nd</sup> Heart}

Pick up the Security Access Card (Girls Bedroom)

[12%]

There might be something useful in Amanda's and Valerie's room. Just be sure you have a keycard. Amanda might have dropped it when she took off her skirt



Enter Girls Bedroom

Pick up the Coin (08) from the floor in the South West corner

You found a page - Amber 06: Finger Pussy

Click on the Clock

You found a Battery for your Flashlight

[13%]

Go to the Kitchen


Talk with Buddie

The flashlight would be useful in the Chapel

Follow Buddie

Watch

Enter the Chapel



You found a Serum Flask

You found a page - Amber 07: Eat Pussy

Walk North to Alter

{Pick up the Heart Container}

Look in first pew on right hand side

You find Father Parker

Exit South (Chapel Foyer)

You bump into Adam

You've got a Serum bottle. How would you get Amber to drink it? Her mouthwash?

Go to East Foyer

Enter Room 08

You found a page - Amber 08: Blowjob

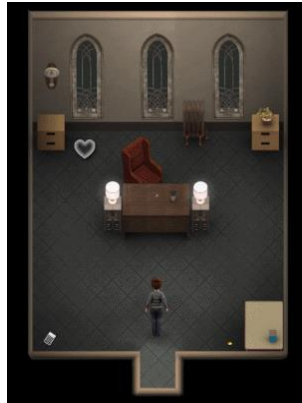
Pick up the Coin (09) from the floor

Pick up the Security Access Card (Room 06)

Exit South

North (North of East Foyer)

Enter the North East door (Room 06)



Pick up the Coin (10) from the South East corner

You have found a Calculator

{Pick up the Heart Container}

Go to Amber's Bedroom (Room 34)

Click on Amber

{Heart Up}

Talk

Go to Bathroom

Click on Mouthwash bottle on sink

Choose Serum


Exit South (Bedroom Corridor)

You meet Amber

Amber enters bathroom

The Serum might not last long. Better wait in Amber's room for her to get done brushing her teeth

Enter Amber's Bedroom (Room 34)



Amber enters

Watch Scene [9]

Watch

{Amber's 4<sup>th</sup> Heart}

Exit South (Bedroom Corridor)

[14%]

I bet Valerie and Amanda are sleeping now

Enter Girls Bedroom

Click on Amanda

Click on Valerie

Hell Yeah I should look at her pussy / No I better respect her privacy

Whisper something sexy in her ear / Leave her alone. Don't want to wake her up

{Valerie's 2<sup>nd</sup> Heart}

Click on panties on floor

Yes, can't pass up a sexy woman's juicy panties / No, I better leave them alone

You found a pair of Valerie's Panties

[15%]

I wonder what Sister Katherine is doing in the Chapel Foyer

Go to Chapel Foyer

Click on Kath

Talk

Watch

Kath leaves

It's very late. You must be so tired

Go to East Foyer

Enter Your Bedroom (Room 07)  
Click on the couch below the pillow

Yes / No

Watch Dream Scene [10]

Exit South (East Foyer)

You talk to Mendel

Follow Mendel Upstairs (2<sup>nd</sup> Floor)

Watch

You follow Mendel and Denny East (2<sup>nd</sup> Floor Atrium East)

Watch Scene

[16%]

There may be something hidden near the security room that you can use to unlock the desk in the office on the east side of the 1<sup>st</sup> floor

Upstairs to 3rd Floor



Pick up Photo by West wall

Pick up Serum Flask

You found a page - Amber 10: Cow Girl

Downstairs (2<sup>nd</sup> Floor)

West (2<sup>nd</sup> Floor Atrium West)



{Pick up the Heart Container}

You found a page - Amber 09: Missionary

East (2<sup>nd</sup> Floor)

East (2<sup>nd</sup> Floor Atrium East)



Pick up a Coin (11) in North West corner

You found a page - Amanda 02: Tit Sucking

Click on flashing spark in plant in South East corner

You found a Desk Key

Go to Room 06

Click on flashing spark on desk

Choose Desk Key

You found a Security Access Card (Room 05)

[18%]

Exit South (North of East Foyer)

See if there is something you can use in the classroom that you just unlocked. You may be able to mix it with the Serum

Enter North West door (Room 05)



{Pick up the Heart Container}

Pick up a Coin (12) from under bottom left desk

You found a page - Amanda 04: Jerk Off Into Mouth

Pick up the Perfume Bottle by the waste bin

Click 'Right Mouse Button'

Choose Perfume Bottle

Choose Serum

Exit South (North of East Foyer)

I wonder if Katherine is sleeping yet

Go to Chapel Foyer

Click on Kath

It would be dangerous to try and reconnect the AC wires without turning the power off first. Go look at the electrical box outside

Go Outside and check the Electrical Box

The power in the East Basement has been shut off. It should be safe now to reconnect the wires

Go to East Tower basement

You found a page - Amanda 03: Eat Ass

Read Note - Passcode 385

Click on panel on North wall

Only one step remaining. Turn the power back on from the outside electrical box

Go back Outside to the Electrical Box

Go to the North East gate

You found a page - Amber 12: Doggy

Go to South East corner of car park

You found a page - Amber 01: Watch Masturbate

Katherine will be happy that you helped her

Enter building (Entrance)

Go to Kath's Bedroom (Room 10)



Watch

{Kath's 2<sup>nd</sup> Heart}

You found a page - Amanda 01: Watch Masturbate

Click on Kath

{Heart Up}

Talk

Choose Serum Spray

Watch Scene [11]

There may be something hidden in Katherine's room that can be used to unlock the upstairs storage cabinet

Enter Kath's Bedroom (Room 10) again

Click on the flashing spark on the East wall cupboard

You found a Storage Key

Click on Kath

Talk

Watch

[21%]

Go to 2<sup>nd</sup> Floor Atrium West

Click on flashing spark on the cabinet on North wall

Choose Storage Key

You found a Serum Flask

Andy enters

Watch

I wonder what Andy heard in the East Basement

Go to East Tower Basement

Click on North door (Chamber Bedrooms)

Andy enters

Watch

Hit the door

Simon enters

Watch

Simon and Andy leave

Where did Andy go? Did he go outside?

Follow Andy to the Entrance

West

Click on Amber

{Heart Up}

Talk

Go to Your Bedroom (Room 07)

Click on Amber

Watch

{Amber's 5<sup>th</sup> Heart}

Watch Scene [12]

Amanda enters

Watch

Amanda and Amber leave

Purchase Amber's Pearly outfit from the Bonus Area on your phone

Make another Serum Spray

Exit South (East Foyer)

[22%]

Now is as good a time as any to use the Serum spray on Mrs. Bancroft

Click on Amanda

{Heart Up}

Talk

Choose Serum Spray

Watch

Watch Scene [13]

{Amanda's 3<sup>rd</sup> Heart}

Amanda leaves

Purchase Amanda's Office Slut outfit from Bonus Area on your phone

[24%]

Mendel should be outside checking the water level

Go to Entrance

Watch

Go Outside

Click on Mendel by the bridge

Watch

Enter building (Entrance)

Watch

I wonder how Sister Katherine is going to take the bad news

Go to West Tower

Upstairs (Room 09)

Click on Kath

Watch

Do you think Simon has eaten all the food from the Kitchen?

Go to Kitchen

Watch

Watch Scene

Pick up the Serum Flask that Andy dropped

Mrs Bancroft might have an idea how to get into Father Parker's office, which is on the 3<sup>rd</sup> floor in the West Tower. I bet you can find lots of goodies in there

Click on Amanda

Talk

Watch

Go to Chapel

Search Father Parker

You found a Security Access Card (Room 32)

Exit South (Chapel Foyer)

Go Upstairs in West Tower

Enter newly opened door (Room 32)



{Pick up the Heart Container}

You found a Map of Seminary Yard in South East corner

You found a page - Amanda 05: Tit Fuck

Pick up a Coin (13) from desk

Click on clue card on desk - Secret is G Left

The map in Father Parker's office can be used with the shovel outside to find a buried clue

Go Outside and collect Shovel by bridge

You found a Shovel

Dig in exact 3 spots using Map



[1] You found a page - Amanda 07: Blow Job

[2] You found a Box

Inside, an old key and a piece of paper

You found a Mysterious Paper and a Skeleton Key

[3] You found a Coin (14)


Click on Denny

Watch

Go back inside building (Entrance)

Go to Library

Follow clue card instructions and click on bookcase



You found a page - Amanda 06: Eat Pussy

Maybe Mrs. Bancroft can decipher the schematics

Go to Kitchen

Click on Amanda

{Heart Up}

Talk

Watch

[25%]

You should help Mrs. Bancroft look for clues in Father Parker's office.

Maybe with a little "help" you can have some fun with her

Follow Amanda to Father Parker's Office (Room 32)

Click on Amanda

Talk

Choose Serum Spray

Watch Scene [14]

{Amanda's 4<sup>th</sup> Heart}

Click on Safe - Enter 3 8 5

You found a page - Amanda 08: Ass Hotdogging

[26%]

Where did Valerie go? The Kitchen maybe?

Go to West Tower 1<sup>st</sup> Floor

Valerie talks to you

I wonder what Katherine and Valerie are talking about

Upstairs (Room 09)

Click on Kath's door

Valerie enters then leaves

Enter Kath's Bedroom (Room 10)

Click on Kath

Talk

Watch

I think Simon slept on a blanket last night near the restrooms

Go to the Restroom Area

Click on the blanket on the couch on the North East wall

You found a Dirty Old Blanket

The blanket needs washing. There is a washing machine in the Kitchen

Go to Kitchen

Click on flashing spark on South wall

Watch Scene [15]

[27%]

I bet Mendel is outside talking with Denny

Go Outside

Click on Mendel

Watch

Go back inside (Entrance)

Click on Mendel

The blanket should be clean by now

Go to Kitchen

Click on Valerie

Talk

Watch

You found a Clean Blanket

Click on Kath

Talk

Follow Kath Outside

Click on Kath

Watch

Mendel enters

Mendel then Kath leave

Enter building (Entrance)

What is Simon doing upstairs?

Click on Kath

Talk

Upstairs (2<sup>nd</sup> Floor)

East (2<sup>nd</sup> Floor Atrium East)

Watch

You talk to Simon

Where did Simon run off to?

Go to Entrance

Watch

Is Buddie leaving?

Go back Downstairs (Entrance)

Watch

The security room may have a way to turn off some of the security lasers. If you can shut them down, you may be able to find more Serum

Upstairs to 2<sup>nd</sup> Floor

Click on Mendel

East to 2<sup>nd</sup> Floor Atrium East

Enter Security Office



Click on Waste bin in South West corner

You found a Blank Security Access Card

Pick up the Security Access Card from the floor

You found a page - Amber 13: Standing Anal

Read note on East table - about Radiators

Click on the 2 red switches on East and West walls

Click on flashing spark on middle desk

You found a Locker Key

Exit South (2<sup>nd</sup> Floor Atrium East)

South (Room 23)



Read Newsletter on table

You found a page - Kath 03: Cum On Tits

Pick up a Serum Flask from South East table

You found a Coin (15) by the North West plant

North (2<sup>nd</sup> Floor Atrium East)

West (2<sup>nd</sup> Floor)

[28%]

West (2<sup>nd</sup> Floor Atrium West)

South (Room 16)



Read Note on floor - Read Riddle

You found a page - Kath 04: Watch Masturbate

You found a Coin (16) in North West corner

North (2<sup>nd</sup> Floor Atrium West)

Katherine is waiting for a lesson. Maybe the Serum will help her get in the mood

Click on 1<sup>st</sup> Radiator North East corner

Go to Library Foyer

Click on West painting

Choose Wire Cutters

You found a page - Amber 15: Prone Anal

Go to Room 06

Click on 2<sup>nd</sup> Radiator North wall

Exit South

Enter North West door (Room 05)

Click on 3<sup>rd</sup> Radiator North East corner

Exit South (North of East Foyer)

Go to Girl's Bedroom

Click on 4<sup>th</sup> Radiator South East corner

Exit South (Bedroom Corridor)

Click on 5<sup>th</sup> Radiator South wall

Go to Men's restroom (Room 04)



You found a page - Amber 16: Doggy Anal

{Pick up the Heart Canister}

[29%]

Go to Entrance

Click on Amanda

Talk

Go to Kath's Bedroom (Room 10)

Click on Kath

{Heart Up}

Talk

Choose Serum Spray

Watch Scene [16]

{Kath's 3<sup>rd</sup> Heart}

Purchase Kath's Sexy Nun's outfit in Bonus Area on your phone

[31%]

You want to cure your blue balls? Maybe Amanda can help you

Go to Entrance

Click on Amanda

Talk

Amber enters

Watch

Amber leaves

Amber is pissed. You better try and smooth things over with her

Go to Library

Click on Amber

Watch

To make Amber's meal you can find ingredients in the fridge. Valerie can help you cook it

Go to Kitchen

Click on Fridge

Use butter in the sauce / Use yogurt in the sauce

Add marinara and cinnamon to the sauce / Add heavy crème and cheese

The tube looking noodles / The flat long noodles

Click on Valerie

Talk

You found a Fettuccine Alfredo Dish

Give the Fettuccine Alfredo to Amber

Go to Library

Click on Amber

Choose Fettuccine Alfredo

Amanda enters

Watch

Watch Scene [17]

Simon enters

Watch

Simon and Amanda leave

Watch

{Amber's 6<sup>th</sup> Heart}

[32%]

Did you find the security card that unlocked the basement?

Go to Restroom Area

Click on Amanda

Talk

Go to East Tower

Click on left flashing spark on lockers on South wall

Choose Locker Key

You found a page - Amanda 15: Reverse Cowgirl Anal

Upstairs (Room 24)

Click on Andy

Trade your map for a Kamasutra page / Keep the map

You found a page - Amber 14: Laying Anal

Go to East Tower basement

Enter North West door (Chamber Bedrooms)

Walk towards the two doors

Watch

Pick up the Security Access Card from floor (Room 25)

You found a AM/FM Radio

You found a page - Amanda 09: Missionary

[33%]

Are there any clues as to what Father Parker was up to? Maybe there is a clue in his bedroom at the top of the west tower

Go to Father Parker's Bedroom (Room 25)



Pick up a Coin (17) under the chair in South East corner

Pick up a Photo in South West corner

Read Note on the bed

Click on 6<sup>th</sup> Radiator North East corner

You found a page - Amanda 12: Crucifier

You found the 1<sup>st</sup> Security Chip

Click on flashing spark on the chest of drawers

You found a Skeleton Key

Go to West Tower 2<sup>nd</sup> Floor (Room 09)

Click on old Chest

Choose Skeleton Key

You found the 2<sup>nd</sup> Security Chip

I wonder what Valerie and Amanda are talking about

Go to Library Foyer

Click on Amanda

{Heart up}

Talk

I wonder if Simon is mad after seeing you naked with his Mom. I think he's hanging by the restrooms

Go to Restroom Area

Click on Simon

Watch

Amanda enters and enters the Women's Restroom

Simon leaves

Enter Men's Restroom (Room 04)

Click on old Chest

Choose Skeleton Key

You found a page - Amanda 11: Take A Seat

Click on flashing spark on West wall

Watch Scene [18]

Watch

Watch Scene [19]

{Amanda's 5<sup>th</sup> Heart}

Exit South (Restroom Area)

Go to Entrance

Follow Valerie Upstairs (2<sup>nd</sup> Floor)

West (2<sup>nd</sup> Floor Atrium West)

Watch

You go East (2<sup>nd</sup> Floor)

Downstairs (Entrance)

Click on north arch

Watch Scene

Watch

Valerie leaves

Upstairs (2<sup>nd</sup> Floor)

West (2<sup>nd</sup> Floor Atrium West)

Pick up a Coin (18) from the floor

You found a page - Amanda 10: Side By Side

[36%]

I don't know what to do... Maybe go back to the basement?

Go to East Tower

Click on Andy

Watch

I wonder what Valerie is up to in the Kitchen

Go to West Tower

Click on Kath

Talk

Watch

Go to Kitchen

Is Valerie trying to get into the closet in her room?

Follow Valerie into her bedroom

Click on Valerie

Talk

Watch

You should ask Mendel if he has a card for the closet. He might be able to help

Go to 2<sup>nd</sup> Floor

Click on Mendel - 9 4 6 0

Go to East Foyer

Click on Simon

Watch

Simon leaves

Watch

Enter your bedroom (Room 07)

Click on Computer

Choose Blank Security Access Card

Enter Code 9 4 6 0

You've got the key card. Go give it to Valerie

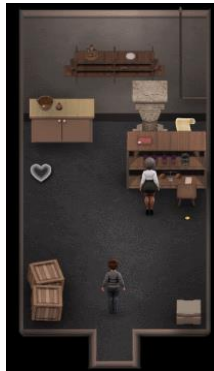
Go to Girl's Bedroom

Click on Valerie

Talk

Choose the Closet Security Card

Enter Closet



{Pick up the Heart Container}

Pick up a Coin (19) from the floor

Click on Valerie

Talk

Watch

Watch Scene [20]

Watch

Watch Scene [21]

[37%]

I wonder if Mrs. Bancroft has anything interesting to say

Go to Library Foyer

Click on Amanda

Talk

Watch

You need to find the ESU file. Your only hope is to try and trick Mendel

Go Upstairs (2<sup>nd</sup> Floor)

Click on Mendel

Watch

Downstairs (Entrance)

East (East Foyer)

Mendel talks to you

You head West (Entrance)

North (Restroom Area)

East (North of East Foyer)

South (East Foyer)

East (East Tower)

You go West (East Foyer)

Click on North Arch

East (East Tower)

Upstairs (Room 24)

Click on bottom frame of large painting

Choose Shovel

You found the ESU File

Give the ESU file to Mrs. Bancroft. She will be very happy you found it

Go to Library Foyer

Click on Amanda

Talk

Choose ESU File

Watch

Go to Amber's room. I have a feeling something awesome is about to happen

Go to Amber's bedroom (Room 34)

Watch Scene [22]

[38%]

You should talk to Mrs. Bancroft

Go to Kitchen

Click on Amanda

Talk

Watch

Valerie enters

Watch

Valerie and Amanda leave

Go find Andy before Valerie and Amanda do

Go to North of East Foyer

Click on Andy

Watch

Valerie and Amanda enter

Watch

Valerie and Amanda leave

Watch

Andy leaves

I think Mendel is asleep. Maybe you can steal one of his access cards

Go to 2<sup>nd</sup> Floor

Pick up Security Access Card by a sleeping Mendel (Room 13)

Enter North West door (Room 13)



Read Note on desk - about a Screwdriver

Click on 7<sup>th</sup> Radiator North West corner

Go to North of East Foyer

You found a Pair Of Jump Boots

Go to Security Office

Click on Pick Axe

You found a Pick Axe

Exit South (2<sup>nd</sup> Floor Atrium East)

Go to Library Foyer

Click on flashing spark in North West corner

You found a Desk Key

Go to Kitchen

Click on flashing spark on the cabinet North wall

You found a Skeleton Key

Go to Girls Bedroom

Enter Closet

Click on pillar behind shelves

Choose Pick Axe

You found a page - Valerie 01: Tit Play

Go to Kath's bedroom (Room 34)

Watch

Kath enters

Watch

Watch Scene [23]

Watch

Amber leaves

Watch

[40%]

Has Simon gone into the woods yet?

Go to Entrance

Simon talks to you

There is a calculator on the 1<sup>st</sup> floor and a radio in the basement. Maybe you can use them to make a metal detector

Go to East Tower basement

Enter North West door (Chamber Bedrooms)

Click on pillar on East wall

Choose Pick Axe

You found a Coin (20) on floor

Purchase Amanda's Mistress Maid outfit from the Bonus Area! on your phone

Click 'Right Mouse Button'

Choose Radio

Choose Calculator

Go Outside

Click on flashing spark near entrance to building

You found a Screwdriver

Click on flashing spark in North East corner

You found a Coin (21)

Enter building Entrance)

Upstairs (2<sup>nd</sup> Floor)

Enter North West door (Room 13)

Click on flashing spark on cabinet on North wall

Chose Desk Key

You found a Security Access Card (Room 19)

Go to Atrium South East

Click on bookcase North East corner

You Found the 3<sup>rd</sup> Security Chip

Enter North East door (Room 19)



Read Note - *Make a Metal Detector*

You found a Coin (22) under the North East classroom table

You found a page - Valerie 03: Watch Masturbate

Click on the vent in the North wall

Choose Screwdriver

You found a Bottle of Serum

Exit South East (Room 24)

Go back to the West Tower

Click on old Chest

Choose Skeleton Key

You found a page - Valerie 04: Thigh Fuck

Go to Entrance

Click on Simon

Upstairs (2<sup>nd</sup> Floor)

Upstairs (3<sup>rd</sup> Floor)

Click on flashing spark on carpet

You found a Coin (23)

Head towards the Kitchen

You meet Valerie

Watch

Go to Kitchen

Click on Valerie

Talk

Enter Bathroom

Click on Shampoo on bath

Watch

Watch Scene [24]

Watch

{Valerie's 3<sup>rd</sup> Heart}

Click on your clothes

[42%]

Anything going on outside? Maybe Buddie will be back soon

Go to West Tower 2<sup>nd</sup> Floor (Room 09)

Click on flashing spark on carpet

You found a Skeleton Key

Go to Entrance

Watch

Outside

Go to East side of building

Watch

Tillman enters

Watch

Enter Woods through gate (Woods 01)



East (Woods 02)



Pick up the Security Access Card

You found a page - Kath 05: Tit Fuck

Read Note - about a Bible in the Chapel

Pick up a Coin (24) in the South bushes

Purchase Valerie's Succubus outfit from the Bonus Area! on your phone

Go back and enter building (Entrance)

Watch

[43%]

I wonder what Valerie and Tillman are up to in the kitchen

Go to Kitchen

Watch

Where did Buddie run off to? Did you check the basement?

Go to East Tower basement

Click on door

Watch

Upstairs (East Tower)

Upstairs (Room 24)

Enter North East door (Room 33)



Read Note on table on North wall

Pick up a Coin (25) from floor

You found a page - Kath 06: Eat Pussy

Click on the flashing spark in the waste bin in the South West corner

You found a Skeleton Key

Exit South (Room 24)

Go to Entrance

Where is Andy going? Is he looking for Serum?

Upstairs (2<sup>nd</sup> Floor)

West (2<sup>nd</sup> Floor Atrium West)

Watch Scene

Don't try and outrun Buddie. Outsmart him! If he chases you, try hiding in the Library

Go back to the Woods (Woods 01)

Click on old Chest

Choose Skeleton Key

You found the 4<sup>th</sup> Security Chip

Find the soft ground in South West corner



Choose Shovel

You found a page - Amanda 16: Spooky Anal

{Pick up the Heart Container in South East Bushes}

South (Building Grounds)

Click on ground base of tree on the West side of building



Use Shovel

You found a page - Kath 08: Blowjob


Enter building (Entrance)

West (Library Foyer)

West (Chapel Foyer)

Buddie will see you and you go East to Library Foyer

Hide in Library between the four bookcases



It's time to have fun with Katherine. Certainly nothing can get in your way this time

Go to Chapel

Click on bottom Right Candelabra

You found a page - Kath 07: Ass Hotdogging

Go to Kitchen

Click on Valerie

{Heart Up}

Talk

Go to Kath's Bedroom (Room 10)

Click on Kath

Talk

Watch

You exit bedroom (Room 09)


[44%]

You need to find a Bible. There is probably one in the Chapel

Go to Chapel

You see 11 flashing sparks in 4 columns : 3, 3, 2, 3

Click on the middle spark in 4<sup>th</sup> column



You will exit the Chapel (Chapel Foyer)

You found a Bible

Watch

Time to talk to Katherine and convince her to fuck!

Go to Kath's Bedroom (Room 10)

Click on Kath

Talk

Choose Bible

Watch

Watch Scene [25]

Watch

{Kath's 4<sup>th</sup> Heart}

Buddie enters

You go with Buddie into the Chapel

Watch

Buddie leaves

You need to open one of the basement chamber doors. Find security chips to open one of the two doors. You need 4 chips

[45%]

Go to the Chamber Bedrooms

Watch

You might want to **SAVE** the game here

Choose between Elizabeth or Violet (I chose Elizabeth)

Click on Elizabeth's door

Yes, Insert a Security Chip / No, I do not want to insert a Security Chip / Cancel

Click on door again

Insert 1 Security Chip into this door / Remove 1 Security Chip from this door / Cancel

Do this twice more

Click on door



Watch

Watch Scene

Exit South (Chamber Bedrooms)

[46%]

Go back upstairs

Go back to East Tower

You meet Andy

Watch

Maybe you should discuss the hike more with Tillman in the Kitchen

Go to the Kitchen

Click on Tillman

Mendel enters

Watch

Buddie enters

Watch

Buddie, Mendel and Tillman leave

Watch

You should invite Katherine to dinner

Go to Kath's Bedroom (Room 10)

Click on Kath

{Heart Up}

Talk

Watch

Kath leaves

I wonder if Mendel came up with a plan for tomorrow yet. Didn't everyone go upstairs?

Go to 2<sup>nd</sup> Floor

Click on Buddie

Watch

Buddie leaves

I wonder where Buddie went? It looked like he was heading for the security room

Go to Security Office

Buddie talks to you

Watch

Andy looks like he's up to something. Maybe you should talk to him

Go to Entrance

Click on Andy

Watch

You need some panties. If the girls can't help you, maybe there are some in their bedrooms

Go to Amber's Bedroom (Room 34)

You found Clean Panties

You've got panties, but they need to be used to have any value. Maybe Elizabeth or Violet can help dirty them up

Go to Elizabeth's bedroom

Click on Elizabeth

Watch

Watch Scene

You found a pair of Wet Panties

Exit South (Chamber Bedrooms)

Go to Entrance

Click on Andy

Choose Wet Panties

You found a Security Access Card (Room 11)

Go to 2<sup>nd</sup> Floor Atrium West

Maybe you can find a compass in the room you just opened. Buddie would

love to have it if you can find it

Enter North West door (Room 11)



Pick up a Serum Flask by the West wall

You found a page - Amanda 13: Doggy Anal

Click on the flashing spark under the 2<sup>nd</sup> desk

You found a Compass

Click on 8<sup>th</sup> Radiator North West corner

Click on chalkboard

Choose Shovel

You found a page - Kath 13: Anal And Finger

Exit South (2<sup>nd</sup> Floor Atrium West)

East (2<sup>nd</sup> Floor)

East (2<sup>nd</sup> Floor Atrium East)

South (Room 23)

South (Room 22) Laser 8



You found a Coin (26) North West wall

Read Note on desk - about page buried in woods

Click on old Chest

Choose Skeleton Key

You found the 5<sup>th</sup> Security Chip

Exit North (Room 23)

[48%]

Go to Security Office

Click on Buddie

Choose Compass

Watch

Buddie leaves

Go to the pantry room from the Kitchen. There should be some wine in there. Also make sure you've found some Serum to make the wine a bit more interesting

Go to Kitchen

Enter Pantry



You found the 6<sup>th</sup> Security Chip

Click on the flashing spark on the 2 boxes by the West wall

You found a Locker Key

Click on the flashing spark on the shelves North wall

Moscato / Brochetto / Marsala

You found a Bottle of Marsala

Watch Scene

Amber / Mrs Bancroft

Watch

Watch Scene [26]

{Amanda's 6<sup>th</sup> Heart}

[49%]

I wonder if Buddie has all the supplies? Tillman had a map... it sure would be nice to have a woods map

Go to 2<sup>nd</sup> Floor

You found a Machete

Click on Buddie

Watch

Tillman leaves

Watch

Mendel and Buddie leave

Click on map on chair

Simon is acting funny. What is he up to?

Go to 2<sup>nd</sup> Floor Atrium East

Click on Simon

Watch

The machete left near the guy's hiking supplies could be used to cut down the thorn bushes in the woods

Go to Kitchen

Click on Amanda

Talk

Watch

Go Outside

Click on the bush on the North wall by the gate to the woods

Choose Machete

Click on the wall where the bush was

Choose Pick Axe

You found a page - Kath 09: Side Anal

Go to Woods (Woods 01)

East (Woods 02)

North (Graveyard)



Click on each of the 4 gravestones in a row. Make a note of the ages, left to right 38, 68, 78, 88

Click on the bushes to the North

Choose Machete

Click on Note - Bypass Code 1 2 3 4

Click on the flashing spark by the note

You found a Skeleton Key

Maybe it'll put a spark into Katherine to scare her a bit by taking her to the graveyard

Go to Entrance

Kath talks to you

Watch

Follow Kath to the Chapel Foyer

Click on Kath

Watch

Go to Graveyard

Watch Scene [27]

Watch

Andy enters

Andy finds something and then leaves

Kath leaves

[50%]

The note in the woods will help you with the security room computer, but

the room it unlocks contains a mystery you must find. Perhaps the pickaxe in the security room will help

Go to Security Office

Click on Computer

Enter Code 1 2 3 4

Go to East Tower Basement

North (Chamber Bedrooms)

West (Room 38)

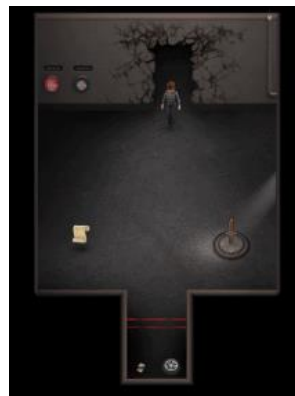


Pick up a Photo from floor

Click on the South wall between the two pillars

Choose Pick Axe

Enter South (Room 39)



You found a page - Amanda 14: Prone Anal

You found the Holy Rod

Click on the Red Circle on the North wall

Enter the ages from the graveyard stones - enter 3 6 7 8

Pick up a Photo

You found a Wheel

Click on the Blue Circle on the North wall  
You have activated the Fast-Travel [Teleport] system  
Exit North (Room 38)

Go to Elizabeth's bedroom

Click on Elizabeth

Watch

Watch Scene

Watch

Exit South (Chamber Bedrooms)

West (Room 38)

[52%]

You sure did serve a lot of strong wine at dinner. I wonder if Valerie and Mrs. Bancroft have hit the sack yet

Use Teleport - West Tower

Kath talks to you

Watch

Go to Girls Bedroom

Click on Amanda

Watch Scene

Click on Valerie

[53%]

Go to Kitchen

Simon talks to you

Watch

You found a Coin (27)

Katherine enters

Watch

Katherine leaves

Katherine is waiting for you in Amber's room

Go to Amber's Bedroom (Room 34)

Click on Kath

Talk

You need to get Katherine's hat back. Chase that damned squirrel! I think it's heading outside

Follow squirrel Outside

Chase squirrel around the building

Enter building (Entrance)

The squirrel went to the top of the east tower. The door is locked there though... Maybe there is an access card very near to the locked door  
Go to East Tower 3<sup>rd</sup> floor (Room 33)



Look at the South wall  
Choose Pick Axe  
You found a Security Access Card (Room 31)  
North (Room 31)



Read Newsletter on desk South wall  
Read Note by waste bin  
You found a page - Kath 10: The Anal Cross  
Pick up Kath's Hat  
You found a Nun's Hat  
Go give Katherine her hat back  
Go to Amber's Bedroom (Room 34)  
Click on Kath  
Talk  
Watch Scene [28]  
{Kath's 5<sup>th</sup> Heart}  
Watch Dream  
Exit South (Bedroom Corridor)

Was Father Parker really just at the bedroom door? I wonder if it was real or a dream. His body is in the chapel... Right?

Go to Chapel

Check for Father Parker

Exit South (Chapel Foyer)

Buddie talks to you

Both you and Buddie enter the Chapel

Watch

Buddie leaves

[54%]

Maybe the security camera in the security room captured something

Go to the Security Office

Click on Buddie

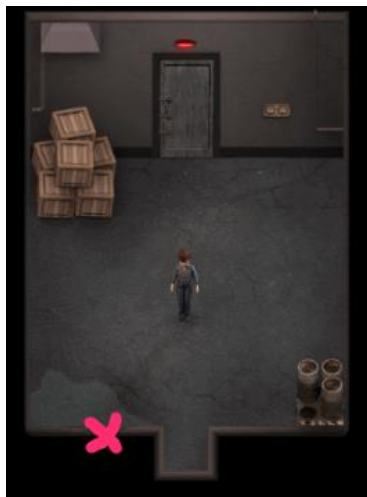
Watch Scene

Buddie leaves

You are locked in the Security Office

Watch

You are locked up again (Room 37)



If you're going to mess with the electronics for the security door you don't want to be standing in water. Maybe you have something made of rubber you can lay over the puddle

Click on the gauges on the North wall

Click on the South wall left of door

Choose Raincoat

Click on wall again

Choose Pick Axe

Click on exposed cable

Choose Metal Detector

You found a Wire

Click on cable again

Choose Wire Cutters

South (Room 38)

Go to East Tower

You go Upstairs (Room 24)

Go through North West door (Room 19)

Go South West (Room 23)

Click on Security Lock Pad

Lock / Unlock

Lock Mendel in classroom

You should talk to Amber. I don't know what she might think about Mendel being trapped in a classroom

Go to Kitchen

Amber talks to you

You found a Glitter Lipstick

I bet the lipstick belongs to one of the girls in the basement

Go to Elizabeth's bedroom

Click on Elizabeth

Choose Glitter Lipstick

Watch

You found a Security Access Card (Room 18)

You found a Tape Recorder

Exit South (Chamber Bedrooms)

[55%]

Maybe you can use the tape recorder to record Mendel admitting he was using Amber. The recorder needs a cassette tape though. I think there might be one in the woods

West (Room 38)

Use Teleport - Dame Woods

North (Woods 03)



Click in South East bushes  
You found a Coin (28)  
West (Woods 04)



{Pick up the Heart Container from South bushes}

You found a Mini Cassette

Click on the flowers shaped in a cross in the North East

Choose Shovel

You found a page - Valerie 05: Tit Fuck

Click on the flashing spark in the South West corner

You found a Skeleton Key

Go back to the East Tower

West (East Foyer)

Valerie talks to you

Watch

East (East Tower)

Upstairs (Room 24)

Click on North West door (Room 19)

Watch

Choose Tape Recorder

Watch

You should let Amber listen to the recording

Go to Kitchen

Click on Amber

Talk

Watch

Amber ran off to go talk to Mendel. You better catch up to her and not let Mendel talk her into opening the door and letting him out

Follow Amber to Room 23

Watch Scene [29]

You go North (2<sup>nd</sup> Floor Atrium East)

Amber enters

South (Room 23)

Enter North West door (Room 18)



You found a Photo

Click on Note on floor

You found a Rope in South West corner

Click on the 9<sup>th</sup> Radiator North West Corner

Click on vent in the North wall

Choose Screwdriver

Read Note - *about chamber keys*

Click on old Chest

Choose Skeleton Key

You found a page - Valerie O6: Eat Pussy

Exit South (Room 23)

North (2<sup>nd</sup> Floor Atrium East)

West (2<sup>nd</sup> Floor)

West (2<sup>nd</sup> Floor Atrium West)

South (Room 16)

Enter the South West laser 9 (Room 20)



You found a Rope

You found the 7<sup>th</sup> Security Chip

Exit North (Room 16)

[56%]

Valerie is up to something. It looks like she's heading for the Kitchen

Go to Kitchen

Watch

Follow the girls to their bedroom

Watch Scene [30]

{Valerie's 4<sup>th</sup> Heart}

[58%]

Did you talk to Andy? I think he is looking for Father Parker

Go to West Tower

Andy finds you

Watch

To go deeper into the woods you need both a rope and a grappling hook. Andy knows where to find the grappling hook. The rope is in a classroom on the floor on the 2<sup>nd</sup> story. If you've got what you need, go climb the rock wall!

Go Outside

Walk to West wall

Walk North 4 paces

Choose Pick Axe

You found a Grappling Hook

Go to Woods (Woods 01)

North (Woods 03)

Click on North rock wall

Choose Grappling Hook

North (Woods 05)



You found a Coin (29) in the South East bushes

Purchase Kath's Angel outfit in the Bonus Area! On your phone

You found a page - Valerie 07: Blow Job

Walk North of page location

Click on location where 3 crows flew from

Choose Machete

Watch

Pick up Security Access Card

You found a Water Damaged Security Pass

South (Woods 03)

South (Woods 01)

Simon meets you

Watch

North (Woods 03)



Click in South West corner in bushes

You found a page - Kath 14: Laying Anal

South (Woods 01)

[59%]

Where did Andy go? I bet he is hiding in a cramped room

Use Teleport - West Tower

Go to Kitchen Pantry

Click on Bags of Rice

You found a Security Access Card (Room 14)

Go to 2<sup>nd</sup> Floor


Click on Katherine

{Heart Up}

Talk

Go to 2<sup>nd</sup> Floor Atrium East

Enter North West door (Room 14)



Pick up the Coin (30) in the South East corner

You found a Roll Of Tape

Read Note - *Anal sex toy*

You found a Tube of Lube under the chalkboard

Exit South (2<sup>nd</sup> Floor Atrium East)

Go to your bedroom (Room 07)

Watch

Exit South (East Foyer)

You need to tell Valerie about Denny

Go to Kitchen

Watch

What are Valerie and Amanda saying to Andy over at the building's entrance

Go to Entrance

Watch

I wonder where Amanda ran off to?

Go to North of Library

Watch

You found an Empty Serum Flask

There is a pipe in the chamber bedroom that is misting Serum. You'll need some tape to collect it. The tape is in the room opened with Denny's access card

Go to Elizabeth's bedroom

Climb on bed

Choose Roll of Tape

Wait 20 seconds

You have a Serum Bottle

Now that you have the Serum, go show it to Mrs. Bancroft

Go to North of Library

Click on Amanda

Talk

Choose Serum

Watch Scene [31]

Simon enters

Watch

Simon leaves

Watch

Amanda then Katherine leaves

[60%]

There is another sex toy you can show Elizabeth or Valerie. It can be found on the 3<sup>rd</sup> floor in the room with all the boxes. Look closely. Collect it and show it to the girls... But only after you found the lube

Go to 3<sup>rd</sup> Floor

3 steps West from stairs, Click on broken South wall

Choose Pick Axe

You found an Anal Beads Sex Toy

Go to Elizabeth's bedroom

Click on Elizabeth

Watch Scene

Exit South (Chamber Bedrooms)

Go to East Tower

Click on the flashing spark on the locker on the North wall

Choose Locker Key

You found a page - Kath 02: Ass Fingering

Go to Entrance

Simon finds you

Watch

Go to Woods (Woods 01)

Simon enters

Andy enters

You all go North (Woods 03)

North (Woods 05)

Watch

Buddie enters

Watch

You all go back to the Entrance

Watch

Buddie locks the front door

[61%]

What are Valerie and Andy talking about?

East (East Foyer)

Watch

Valerie leaves

Watch

Simon enters

Watch

Simon and Andy leave

West (Entrance)

Click on Andy

Watch

You found the 1<sup>st</sup> penny

Watch

Maybe one of the girls has a penny you can use to unlock the front door

East (East Foyer)

North (North of East Foyer)

Click on the flashing spark in the bin

You found the 2<sup>nd</sup> penny

Go to the Men's restroom (Room 04)

Click on bin

You found the 3<sup>rd</sup> penny

Go to Women's restroom (Room 03)

Click on bin

You found the 4<sup>th</sup> penny

Go Upstairs (2<sup>nd</sup> Floor)

West (2<sup>nd</sup> Floor Atrium West)

Enter North West door (Room 11)

Click on the flashing spark in the bin

You found the 5<sup>th</sup> penny

Exit South (2<sup>nd</sup> Floor Atrium West)

Go to Kitchen

Click on Valerie

Talk

You found the 6<sup>th</sup> penny

Go to Entrance

Click on Simon

Watch

Buddie enters

Watch

Buddie leaves

Amber enters then leaves

Follow Amber East

Click on Amber

Talk

Amber leaves

East (East Foyer)

Click on Amber

Talk

Amber leaves

West (Entrance)

Upstairs (2<sup>nd</sup> Floor)

Watch

All go downstairs

Watch

Buddie and Amber exit

Click on Exit door

Watch

Buddie and Amber enter

Buddie locks the front door

Watch

Buddie and Amber leave

Watch

Simon and Andy leave

Simon and Andy are waiting for you in the Dame Woods

Go Outside

Walk towards North East Gate

Enter Woods (Woods 01)

Watch

North (Woods 03)

North (Woods 05)  
East (Plateau)



Click on Andy  
Watch

West (Woods 05)

South (Woods 03)

South (Woods 01)

Simon enters

Watch

South

Enter building (Entrance)

Upstairs (2<sup>nd</sup> Floor)

You need to find all the remaining security chips to unlock both basement chamber doors

West (2<sup>nd</sup> Floor Atrium West)

Andy enters

You found the 8<sup>th</sup> Security Chip

Go to Violet's bedroom door

Click on Violet's door

Yes, insert a Security Chip / No, I do not want to insert a Security Chip

Click on door again

Insert 1 Security Chip into this door / Remove 1 Security Chip from this door / Cancel

Do this twice more

Violet's door is unlocked

Enter Violet's bedroom

Watch

Watch Scene

Watch

Exit South (Chamber Bedrooms)

[62%]

I think Simon found something

Go to Entrance

Simon talks to you

Watch

You found a Serum Bottle

Go show Mrs. Bancroft the Serum bottle you found. I bet she'll be happy you found another

Go to Kitchen

Click on Amanda

Watch

Valerie enters

Watch

Go see if you can convince Buddie to find Tillman out in the woods

Go to Entrance

Upstairs (2<sup>nd</sup> Floor)

Buddie finds you

Watch

East (2<sup>nd</sup> Floor Atrium East)

Mendel finds you

Watch

West (2<sup>nd</sup> Floor)

Downstairs (Entrance)

Click on Buddie

Watch

Go to the Kitchen to see what everyone is talking about

Go to Kitchen

Watch

Buddie and Mendel leave

Watch

Watch Scene [32]

Simon enters

Watch

Simon and Amanda leave

Watch

Amber leaves

[63%]

Simon is getting in trouble for spying again. Go talk to Andy instead

Go to Entrance

Andy talks to you

Watch

Simon enters

Go Outside

Go to Woods (Woods 01)

North (Woods 03)

North (Woods 05)

East (Plateau)

Click on Simon

You found a Grappling Hook

Click on rock face

Choose Grappling Hook

Click on rope

Watch

Andy Leaves

You found a page - Valerie 08: Creamy Hotdog

Click on old Chest

Choose Skeleton Key

You found a page - Kath 14: Legs On Shoulders

You found a Wheel

Go find Andy. He went towards the river in the woods.

Down rope

West (Woods 05)

South (Woods 03)

West (Woods 04)

Watch

Click on Andy

Watch

Andy leaves

Simon enters

Follow Simon

East (Woods 03)

North (Woods 05)

East (Plateau)

Climb rope

Click on Simon

Watch

[64%]

I wonder what Katherine and Amber are talking about.

Down rope

West (Woods 05)

South (Woods 03)

South (Woods 01)

Teleport to 3<sup>rd</sup> Floor

Downstairs (2<sup>nd</sup> Floor)

Enter North West door (Room 13)

Click on Dolly

Choose Wheel

Click on Dolly

Choose Wheel

You found a Dolly

Exit South (2<sup>nd</sup> Floor)


Upstairs (3<sup>rd</sup> Floor)

Click on East box to move

East (3<sup>rd</sup> Floor East)



Click on the flashing spark on the cabinet on South wall  
You found a Skeleton Key  
You found a Watch  
West (3<sup>rd</sup> Floor)  
Click on West box to move  
West (3<sup>rd</sup> Floor West)



Read Note - *about roaches locations*  
East  
Click on south box to move  
South into Maze  
North (3<sup>rd</sup> Floor)  
Go to Chapel Foyer  
Watch  
Amber leaves  
Click on Kath  
Talk  
Choose Watch

Watch

Katherine leaves

Simon is still high on mushrooms. What the hell is he doing?

Go to Entrance

Click on Simon

Watch

Violet enters

Watch

You Enter Violet's Bedroom

Watch

Exit South (Chamber Bedrooms)

Enter Elizabeth's bedroom

Click on Elizabeth

Watch

Choose any

Exit South (Chamber Bedrooms)

Go to West Tower

Upstairs (Room 09)

Click on Kath's bedroom door

Watch Scene

You should talk to Katherine

Enter Kath's bedroom (Room 10)

Click on Kath

Talk

Go to Kitchen

Click on Valerie

Talk

Watch

You found a Gallon Jug

There is an uncontaminated water source in the woods. But it's not the river.

Go to Graveyard

Click on East Pond

Choose Gallon Jug

You found a Jug of Pond Water

Go to Kitchen

Click on Valerie

Talk

Choose Jug of Pond Water

Katherine enters

Watch

Katherine leaves

Katherine looks upset. You should talk to her

Go to Kath's Bedroom (Room 10)

Click on Kath

Talk

Watch

Go to Chapel Foyer

Click on Amber

Talk

You found a Key Fob

Go Outside

Click on Ambers Car

Choose Key Fob

You found a Condom

Go to Chapel Foyer

Click on Amber

Talk

Go to Kath's bedroom (Room 10)

Click on Kath

Talk

Choose Condom

Follow Kath into Chapel

Watch Scene [33]

Watch

Katherine leaves

[65%]

Exit South (Chapel Foyer)

Well that didn't go as planned. You better go see if Katherine is okay

Go to Kath's bedroom (Room 10)

Click on Kath

Talk

Watch

{Kath's 6<sup>th</sup> Heart}

Watch

You found a *Mysterious Note*

Read *Mysterious Note - for thee one to*

Go to 3<sup>rd</sup> floor

West (3<sup>rd</sup> Floor West)

Click on Red Circle on the North wall

Enter the Code 4 3 1 2

Move the 1<sup>st</sup> small box west 1 place

Then move it North

Next move the left most small box North

Then move the 3<sup>rd</sup> small box East

You now have access to the key

You found a *Chamber Key B*

Teleport to Basement (Room 38)

North (Room 37)

Click on gauges on North wall

Choose *Chamber Key B*

*Something happened in the chamber bedrooms. Go and see what it was!*

Go to Elizabeth's bedroom

Click on Elizabeth

Watch

Watch Scene

Watch

Exit South (Chamber Bedrooms)

[66%]

*Where did Simon go? Is he laying down somewhere?*

Go to Restroom Area

Click on Amanda

Watch

Go to Kitchen Larder

Click on the flashing spark on the shelves on the North wall

You found a *Bottle of Wine*

Teleport to Dame Woods (Woods 01)

North (Woods 03)

West (Woods 04)

Click on the tree in the center of the screen

Choose *Roll of Tape*

Choose Tape Recorder  
You found a Vendra Pine Cone  
East (Woods 03)  
South (Woods 01)  
Teleport to 3<sup>rd</sup> Floor  
Go to Restroom Area  
Click on Kath  
Talk  
Watch  
Amber enters  
Watch  
Simon leaves  
Watch  
Watch Scene [34]  
Valerie enters  
Watch  
Katherine leaves  
Watch  
Valerie leaves  
Watch  
Amber leaves  
Go to Kitchen  
Click on Simon  
Watch  
You found a Red Box Cutter

[67%]

Use the red box cutter to open some boxes. You need to find 2 climbing shoes if you want to scale the wall in the woods.

Teleport to 3<sup>rd</sup> Floor  
West (3<sup>rd</sup> Floor West)  
Click on red box by North wall  
You found a Climbing Shoe  
Click on second red box  
You release 8 cockroaches (to kill them, just walk over them)  
East (3<sup>rd</sup> Floor)  
Kill 1 of 8 roaches  
East (3<sup>rd</sup> Floor East)

Open red box

Click on the flashing spark on the floor

You found a Locker Key

Downstairs (2<sup>nd</sup> Floor)

Enter North West door (Room 13)

Kill 2 of 8 roaches

Click on old Chest

Choose Skeleton Key

You found a page - Valerie 02: Hand Job

Exit South (2<sup>nd</sup> Floor)

Go to East Tower

Click on the flashing spark on the locker on the South wall

Choose Locker Key

You found a Climbing Shoe

West (East Foyer)

Enter North East door (Room 08)

Kill 3 of 8 roaches

Go to Gent's restroom (Room 04)

Kill 4 of 8 roaches

Go to Women's restroom (Room 03)

Kill 5 of 8 roaches

Exit South (Restroom Area)

Go to Chapel

Kill 6 of 8 roaches

Go to Kitchen

Kill 7 of 8 roaches

Go to Bathroom

Kill 8 of 8 roaches

[68%]

Scale the wall in the woods using your new climbing shoes

Teleport to Dame Woods (Woods 01)

North (Woods 03)

West (Woods 04)

North (Woods 06)

Father Parker meets you



Watch

You found a page - Kath 15: From Behind

South (Woods 04)

East (Woods 03)

South (Woods 01)

Buddie, Mendel and Andy appear

Watch

Buddie, Mendel and Andy leave

Did Mendel and Buddie lock Andy in the security room?

Teleport to 3<sup>rd</sup> floor

Downstairs (2<sup>nd</sup> Floor)

East (2<sup>nd</sup> Floor Atrium East)

Watch

Buddie enters

You and Mendel go to East Tower

Watch

You show Mendel the Chamber Bedrooms

Watch

You and Mendel go into Violet's Bedroom

Watch

You and Mendel leave to meet Buddie in the Chamber Bedrooms

Watch

Mendel leaves

Watch

Buddie leaves

Mendel and Amber are talking about something. Go find out what they are talking about.

Teleport to 3<sup>rd</sup> Floor

Downstairs (2<sup>nd</sup> Floor)

West (2<sup>nd</sup> Floor Atrium West)

Watch

Amber leaves

Watch

East (2<sup>nd</sup> Floor)

Click on Amber

Talk


Watch

You found a Cell Phone

In order to charge Amber's phone you'll need a USB Cable and something to plug it in to.

Upstairs (3<sup>rd</sup> Floor)

South (To the Maze)



**Maze directions**

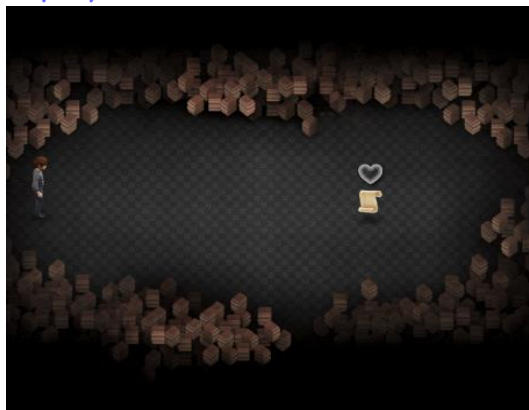
S, E, S, E, N, N

You pick up a Coin (31)



S, E, N, E, N to exit

S, W, S, W, S, W, S, W, S, E



You found a page - Kath 13: Ballerina


Pick up the Heart Container

W, N, E, N, N, W, N to exit

S, E, S, E, S, E, S

You found a USB Cable

(This is also the 10 laser barrier)



N to exit

Go to Library Foyer

Click on Valerie

{Heart Up}

Talk

Watch

Go to your bedroom (Room 07)

Click on Computer

Robert (573) 555 2743

Exit South (East Foyer)

Go to 2<sup>nd</sup> Floor

Amber talks to you

Watch

West (2<sup>nd</sup> Floor Atrium West)

Mendel and Buddie talk to you

Watch

Mendel leaves

Watch

You found a Security Access Card (Room 30)


Buddie leaves

East (2<sup>nd</sup> Floor)

Upstairs (3<sup>rd</sup> Floor)

East (3<sup>rd</sup> Floor East)

South (Room 30)



You found a Serum Flask

You found a Dynamite Stick

Click on vent

Andy talks to you  
Watch  
Exit North (3<sup>rd</sup> Floor East)  
Valerie talks to you  
Watch  
Watch Scene [35]  
Watch  
{Valerie's 5<sup>th</sup> Heart}  
[70%]

You need to find a computer attached to the network so you can get Andy the decryption key so he can open the security room.

Teleport to Dame Woods (Woods 01)  
North (Woods 03)  
West (Woods 04)  
Click on the rocks that Tillman and Andy jumped over  
West (Woods 07)



You found a Coin (32)  
You found a page - Valerie 09: Bedside Anal  
You found an Elevator Repair Manual in the North East corner in bushes

Right Mouse Button

Choose Repair Manual

East (Woods 04)

East (Woods 03)

South (Woods 01)

South (Outside)

Click on 2<sup>nd</sup> lamppost from the left

Choose Shovel

Choose Wire Cutters

Go to West Tower

Teleport in order - 3<sup>rd</sup> Floor, Basement, West Tower and Dame Woods



You found a page - Valerie 10: Legs On Shoulder Anal

Click on gears on North wall

Choose Machete

Teleport to West Tower

Click on Elevator doors

Enter code 7 7 7

Purchase Valerie's Princess outfit from the Bonus Area on your phone

Go to your bedroom (Room 07)

Click on Computer

Hit delete / Do nothing

Choose Security

Network Decryption Key - 1 2 2 2

Choose Exit

Go back to Andy and the vent in Room 30

Click on vent

Enter code 1 2 2 2

Go to Security Office

On South wall between lockers and the door, there is a red plate. Click on it

Enter code 3 4 3

Go to West Tower

Click on Elevator door

Welcome to the Super Secret Special Sex Chamber



Exit South (West Tower)

Go to 2<sup>nd</sup> Floor Atrium East

Click on Andy

Watch

Simon enters

Watch

[71%]

Andy and Simon are waiting for you in the woods

Teleport to Dame Woods

You meet Simon and Andy

Watch

You drop the Pick Axe for Andy and the Shovel for Simon

You need to give Andy a tarp or sheet so he can load the dirt onto it. I think you might find something useful in the kitchen.

Teleport to West Tower

Upstairs (Room 09)

Click on the painting by Kath's bedroom door



Go to Kitchen

Pick up the Old Blanket from on top of washing machine by South West wall

You found a Blanket

Go back to Dame Woods (Woods 01)

Talk to Simon

Search for the 8 Brush in the Woods

North (Woods 03)



Talk to Andy

Pick up the Radiator Part next to Andy

West (Woods 04)



West (Woods 07)



East (Woods 04)  
North (Woods 06)



South (Woods 04)  
East (Woods 03)  
North (Woods 05)



East (Plateau)



- West (Woods 05)
- South (Woods 03)
- South (Woods 01)
- East (Woods 02)



North to Graveyard



South (Woods 02)  
West (Woods 01)  
Teleport to 3<sup>rd</sup> Floor

Downstairs (2<sup>nd</sup> Floor)

Follow Valerie West (2<sup>nd</sup> Floor Atrium West)

South (Room 16)

Click on Valerie

Talk

Watch

Watch Scene

Valerie leaves

The broken radiator on the 2<sup>nd</sup> floor needs fixed. Once you fix the radiator you can get the key card on the 3<sup>rd</sup> floor and open a room on the 2<sup>nd</sup> floor to find something that you can show Elizabeth and Violet

Click on Radiator on North wall

Choose Radiator Part

You turned on 10<sup>th</sup> Radiator

Go to Maze entrance on 3<sup>rd</sup> Floor

S, E, S, E, S, E, S

You found a page - Katherine 16: Reverse Cowgirl Plus

Pick up the Security Access Card (Room 17)

N to exit


North (3<sup>rd</sup> Floor)

Downstairs (2<sup>nd</sup> Floor)

West (2<sup>nd</sup> Floor Atrium West)

South (Room 16)

Enter North East Door (Room 17)



You Found a page - Valerie 11: Lean Back Cowgirl Anal

Pick up Missing Girl Pamphlet

[72%]

Go to Elizabeth's Bedroom

Click on Elizabeth

Watch

Watch Scene

Teleport to Dame Woods (Woods 01)

Find 8 piles of brush in the Dame Woods and then use the pickaxe to help Simon finish the hole faster.

North (Woods 03)

Click on Andy

Pick up the Pick Axe

South (Woods 01)

Click on Simon

Choose Pick Axe

Watch

Pick up Shovel

[72%]

Now that you have the pickaxe there is a secret you can find in the room that you most recently unlocked

Teleport to 3<sup>rd</sup> Floor

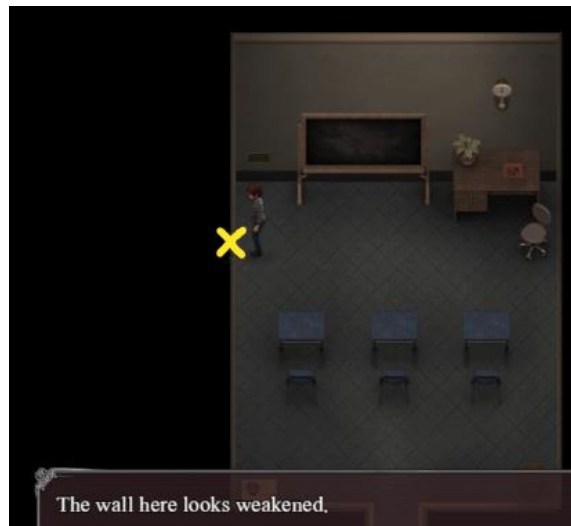
Downstairs (2<sup>nd</sup> Floor)

West (2<sup>nd</sup> Floor Atrium West)

South (Room 16)

Enter Room 17

Click on West wall



Choose Pick Axe

You found a Photo of Elizabeth and Violet

Click on vent

It sounds like someone is having some fun somewhere in the building

Go to Library

Watch Scene [36]

Watch

[73%]

You should show Elizabeth and Violet the photo you found

Go to Elizabeth's Bedroom

Click on Elizabeth

Watch

Watch Scene

Watch

[74%]

Do you think Andy and Simon have had any luck with Tillman?

Teleport to Dame Woods (Woods 01)

Andy and Simon have captured Tillman

Amanda enters

Valerie enters

Watch

Teleport to 3<sup>rd</sup> Floor

Go to Restroom Area

Pick up Coin (33) in South East corner

Talk to everyone

Teleport to Basement  
East (Chamber Bedrooms)  
Enter Elizabeth's Bedroom

Watch

Watch Scene [37]

Watch

[75%]

It's time to let Valerie know what's up with Parker's dungeon

Teleport to West Tower

Go to Restroom Area

Watch

I wonder how Katherine is going to react when she sees Elizabeth

Teleport to West Tower

Go to Entrance

Click on Katherine

Watch

Is Valerie talking to Tillman?

Go to Restroom Area

Click on Men's Restroom door

Enter Women's Restroom (Room 03)

Click on flashing spark by East wall

Watch

Is Mendel trying to make a deal with Mrs. Bancroft?

Go to Library

Watch

Click on Amanda

Talk

I hope Katherine can handle Elizabeth

Go to Katherine's Bedroom (Room 10)


Watch

You need to help Elizabeth find her missing music box. There appears to be a new room unlocked in the basement. Perhaps there is an access card down there to open up another room that might have the missing item.


Teleport to Basement (Room 38)

North (Room 37)

North (Room 35)



Enter South West door (Room 36)



Click on note of floor  
Go to Graveyard  
Click on Jed's gravestone



Go back to Dame Woods entrance  
North (Woods 03)  
North (Woods 05)

Click on Mendel  
Watch  
South (Woods 03)  
Watch  
Go to Graveyard  
Click on flashing spark by the pond  
You found a *Glitter Lipstick*  
Give Lipstick to Buddie  
Watch  
Go to Room 35  
Click on left red disk  
Enter code 1798  
South West (Room 36)  
Click on flashing spark in top bookcase  
Pick up the *Security Access Card (Room 12)*  
Teleport to 3<sup>rd</sup> Floor  
Downstairs (2<sup>nd</sup> Floor)  
West (2<sup>nd</sup> Floor Atrium West)  
Enter North East door (Room 12)



Click on note on floor  
Click on desk  
You found a Pin-up of Lisa Stonewell  
You found a *MP3 Player*  
Go to Kath's Bedroom (Room 10)  
Click on Elizabeth  
Choose *MP3 Player*

Elizabeth leaves  
Click on Katherine  
Talk  
Go to Room 08



Click on East wall  
Choose Pick Axe  
You found a Stone Angel Wing  
Go to Dame Woods (Woods 01)  
East (Woods 02)



Click on the 2 stones by the right side of tree trunk

Choose Shovel

You found a Stone Angel Wing

Teleport to 3<sup>rd</sup> Floor



On North wall click on angel

Choose Angel Wing

Click on angel again

Choose Angel Wing

You found a page - Valerie 12: Side Anal

[76%]

Elizabeth has been listening to her music for a while. Maybe it has helped her remember more from her past.

Go to Chapel Foyer

Click on Elizabeth

Watch

Go to Kath's Bedroom (Room 10)

Watch

Watch Scene

Valerie enters

Watch

[77%]

It's time for dinner. Better go to the Kitchen before the food gets cold

Go to Kitchen

Watch

Katherine and Elizabeth leave

Watch

Valerie leaves

Watch

[78%]

Valerie went to the basement to learn more about Parker's dungeon.

Show her what you found.

Teleport to Basement (Room 38)

Valerie talks to you

Watch

You both go North (Room 37)

Watch

You both go to Chamber Bedrooms

Watch

Valerie leaves

I wonder if Katherine will be able to sleep in that small bed with Elizabeth

Teleport to West Tower

Katherine enters

Watch

Amanda enters

Watch

All three of you go to East Tower 2<sup>nd</sup> Floor (Room 24)

Watch

All three of you get past Valerie. If any of you get caught, the scene resets

You end up in the East Tower Basement

You all go North to Elizabeth's Bedroom

Watch

Watch Scene [39]

Watch

Amanda leaves

[79%]

Where did Mendel go?

Go to Restroom Area

Watch

Valerie enters

Watch

Mendel leaves

Watch

Amanda leaves

Mrs. Bancroft hid Tillman's gun somewhere. Find the gun before someone else does

Go to Girl's Bedroom

Click on left side of dresser between the beds

You found a Handgun

You found a Security Access Card (Room 15)

Go to Katherine's Bedroom (Room 10)

Watch

You and Elizabeth go to 2<sup>nd</sup> Floor

Watch

You, Amanda and Elizabeth go to barrier 10 in the maze.

Watch

You need to find something more comfortable for Elizabeth to sleep on.

There's a note among the books on the 3<sup>rd</sup> floor that holds the secret

Read note - 1 0 0 1

North to maze entrance

Go to 2<sup>nd</sup> Floor Atrium West

Note: You might see a Multi-Vitamin Bottle appear in the South West corner. If not, then come back here after seeing Mendel and enter the 2 North rooms and exit them. I think that is what triggers the Bottle appearing otherwise.

[South \(Room 16\)](#)

[Enter North West door \(Room 15\)](#)



[You found a Golden Multi-Vitamin Bottle](#)

[You found a Photo](#)

[Click on the 1<sup>st</sup> and 4<sup>th</sup> switches on the North Wall](#)

[Exit South \(Room 16\)](#)

[South East \(Room 21\)](#)



Click on table in the North West corner

You found a Coin [34]

You found a Sleeping Bag

You found the Machete Sharpener

Exit North (Room 16)

Mendel enters

Watch

Mendel leaves

Go To The Maze

S, E, S, E, S, E, S to barrier 10

Click on Elizabeth

Choose Sleeping Bag

Watch

Watch Scene [40]

Watch



It's getting late, but you can wander around the building a bit longer before sleeping.

North (The Maze Entrance)

North (3<sup>rd</sup> Floor)

Downstairs (2<sup>nd</sup> Floor)

Downstairs (Entrance)

Katherine enters

Watch

Valerie enters

Watch

Katherine leaves

Watch

You end up in your bedroom (Room 07)

Mendel knocks on the door

Watch

Exit South (East Foyer)

Watch

Mendel leaves

Use your Improved Machete to cut through the thick brush to the north in the woods.

Go to the Plateau in the woods




East (Plateau East)



You find Violet and Tillman  
Watch

Buddie enters  
Tillman pushes Buddie South  
Watch  
Father Parker appears  
Watch  
Tillman leaves  
Watch  
Father Parker disappears  
Buddie enters  
Watch  
Buddie and Violet leave  
Go find Buddie. He went back inside the building.  
West (Plateau)  
West through bushes  
Down the rope  
Go to Entrance  
Watch  
Elizabeth enters  
Watch  
Buddie, Violet and Elizabeth leave.  
Watch  
Find Tillman and Mendel. They are in the woods.  
Go to Dame Woods (Woods 01)  
North (Woods 03)  
North (Woods 05)  
Watch  
Watch Scene  
Tillman leaves  
Watch  
You found a Shotgun  
You and Mendel go to 3<sup>rd</sup> Floor East  
You meet Buddie  
Watch  
You give the Shotgun to Buddie  
Valerie enters  
Watch  
Buddie and Mendel leave

Watch  
Elizabeth and Violet enter  
Watch  
Valerie leaves  
Watch  
Watch Scene  
Watch  
Simon enters  
Watch  
Simon leaves  
Watch  
Violet and Elizabeth leave  
Enter Room 28



Read note on floor  
Exit South (3<sup>rd</sup> Floor East)  
Look at painting to get clue - 1423  
Teleport to Basement  
North (Room 37)

North (Room 35)

Click on middle red disk

Enter code - 1423

South-East (Room 36)

Click on the flashing spark in the middle set of bookcases

Pick up the Pair of Wading Boots

Teleport to Dame Woods

Go to Plateau

East (Plateau East) through bushes

South (Plateau South East)



Pick up a Photo

Click on the Island in the pond

You found a Radiator Part.

Teleport to 3<sup>rd</sup> Floor

East (3<sup>rd</sup> Floor East)

Enter Room 28

Go through gap in West wall

Navigate your way round the hidden maze to the top of the 11<sup>th</sup> radiator

Click on radiator

Choose Radiator Part

You have turned on the 11<sup>th</sup> radiator

You find yourself back in the room

Exit South (3<sup>rd</sup> Floor East)

Make your way to Room 21

{Pick up the Heart Container}

You have found a page - Valerie 13: Sit On Lap

Exit North (Room 16)

[82%]

Go find Valerie. You should talk to her about what Tillman said in the woods

Go to the Chapel Foyer

Click on Valerie

{Heart Up}

Talk

Watch

Valerie leaves

Follow Valerie to the Girl's Bedroom

Click on the door

Watch

Valerie takes you into the Bedroom

Watch

Watch Scene

Watch

{Valerie's 6<sup>th</sup> Heart}

Go to the Kitchen. Buddie is talking to everybody

Watch

Buddie leaves

Watch

Simon and Amanda leave

Watch

Valerie leaves

(End of this version 83081)

You've completed **83%** (out of 83% as of Version .83081)

You have **49** out of 49 Scenes, **8** out of 8 Outfits,

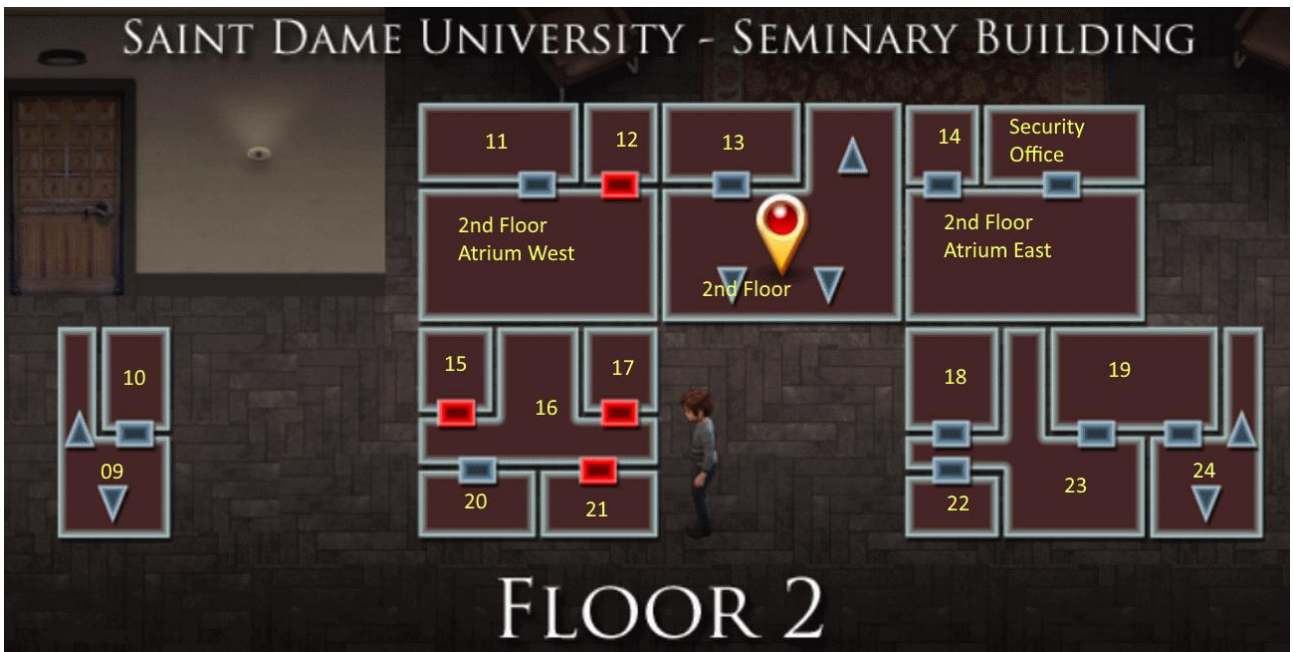
Collected **24** of 24 Hearts and **61** out of 61 Pages.

You also have **15** out of 15 Photos.


| AMBER            | AMANDA               | KATHERINE            | VALERIE                |
|------------------|----------------------|----------------------|------------------------|
| WATCH MASTURBATE | WATCH MASTURBATE     | FACEJOB              | TIT PLAY               |
| TIT PLAY         | TIT SUCKING          | ASS FINGERING        | HANDJOB                |
| FOOTJOB          | EAT ASS              | CUM ON TITS          | WATCH MASTURBATE       |
| HANDJOB          | JERK OFF INTO MOUTH  | WATCH MASTURBATE     | THIGH FUCK             |
| TIT FUCK         | TIT FUCK             | TIT FUCK             | TIT FUCK               |
| FINGER PUSSY     | EAT PUSSY            | EAT PUSSY            | EAT PUSSY              |
| EAT PUSSY        | BLOWJOB              | ASS HOTDOGGING       | BLOWJOB                |
| BLOWJOB          | ASS HOTDOGGING       | BLOWJOB              | CREAMY HOTDOGGING      |
| MISSIONARY       | MISSIONARY           | SIDE ANAL            | BEDSIDE ANAL           |
| COWGIRL          | SIDE BY SIDE         | THE ANAL CROSS       | LEGS ON SHOULDERS ANAL |
| REVERSE COWGIRL  | TAKE A SEAT          | ANAL AND FINGER      | LEAN BACK COWGIRL ANAL |
| DOGGY            | CRUCIFIER            | LAYING ANAL          | SIDE ANAL              |
| STANDING ANAL    | DOGGY ANAL           | BALLERINA            | SIT ON LAP             |
| LAYING ANAL      | PRONE ANAL           | LEGS ON SHOULDERS    |                        |
| PRONE ANAL       | REVERSE COWGIRL ANAL | FROM BEHIND          |                        |
| DOGGY ANAL       | SPOONY ANAL          | REVERSE COWGIRL PLUS |                        |



Room 07 = Your Bedroom



Room 21 = Barrier 11



Room 34 = Amber's Bedroom

# DAME WOODS

