

# BigBrother another Story Walkthrough V0.05

## (Based on Game version 0.05)



Thanks to **maxbishup** and **Lukumoide**  
And all those who helped me by answering the questions

# Links

## LINKS

➤ [Characters](#)

➤ [Buttons](#)

➤ [Tasks](#)

➤ [Notice](#)

➤ [Skills](#)

➤ [FAQ](#)

➤ [Opportunities](#)

❖ [Blog](#)

❖ [Hidden cams](#)

❖ [Special Book](#)

❖ [Schoolmate](#)

❖ [Swimsuit](#)

❖ [School girl](#)

❖ [Arachnophobia](#)

❖ [Cigarette smoke](#)

❖ [Alpha](#)

❖ [Mentor](#)

❖ [Party girl](#)

❖ [Stick or carrot](#)

❖ [Who doesn't take risks](#)

❖ [Favorite aunt](#)

❖ [Christina](#)

❖ [Control](#)

➤ [Events tab](#)

❖ [Ann events](#)

❖ [Alice events](#)

❖ [Kira events](#)

❖ [Other events](#)

# Characters



Max  
The main Character



Ann  
Stepmother



Eric  
Ann's Boss – Boyfriend



Alice  
Older stepsister



Lisa  
Younger stepsister



Kira  
Aunt - Ann's sister



Christina  
Delivery girl




Sam  
Delivery boy



Maya  
Lawyer

# Buttons

## Locations buttons



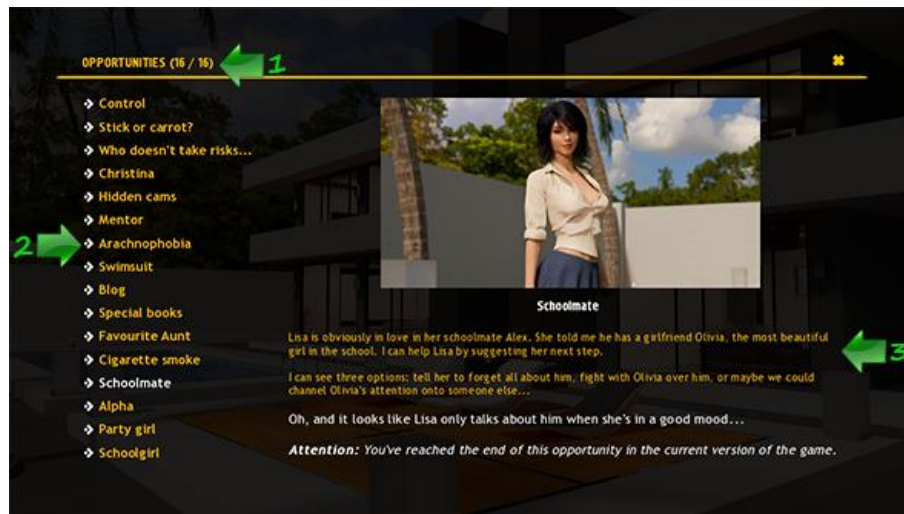
## Action buttons



## Main buttons



# Tasks



1 - Number of available tasks and number of tasks that have been unlocked

2 - Unlock tasks that are in the process.

3 - A description of the current status of each task and its next step.

## Notice

Hi

The point that can be said about this game and this guide is that, like many other games, this game does not have a clear method and sequence of events. This means that players can to some extent determine the order of events in the game. The game also has several related story lines. Therefore, writing a guide that sorts and numbers the events of the game from beginning to end will either not be possible or will be very difficult and the text will be very long. On the other hand, it will destroy the pleasure of the game. Also, if the players forget something, the gameplay will change completely.

This game has a lot of "opportunities" and "events", some of which are related. The order and choices made by the players in each of these "opportunities" and "events" determine how the game will continue and end.

This guide will tell you how each of these "opportunities" and "events" begin and how they end, what happens within them, what other opportunities and events are associated with them. And it is also tell that what choices will change path of the game.

Hope this guide helps you if you need help



### How can make money?

- \* Ask Ann.
- \* From Ann to do the housework.
- \* Getting From Alice.
- \* By website. <<This option is the most important in your income>>
- \* Take a loan from a bank
- \* From Eric (in Eric friendship path)

### How can improve relationship with the game characters?

#### How can raise the mood of the game characters?

- \* Be kind to them
- \* Help them with things
- \* Buy gifts for them.
- \* Protect them from something
- \* In conversations in any situation, choose better options that fit the situation.

### How to improve your massage skills?

Perform multiple massages  
Take online massage courses

### How to improve communication skills?

Take online communication skills courses

### How can improve persuasion skills?

Protecting girls from punishment  
Online courses

### How can improve stealth skills?

By peeping

---

## Blog

---

At the Game beginning

On Breakfast:

I am worried ....

I'll try ...

You're one to ...

And what are ...

Good luck with that ...

Congratulations, Lisa!

Don't worry , ...

Is it always ...

Good luck ...

I'm sure...

Ok , I'll ...

\*\* Now the "blog" has entered in the conversations \*\*

Day 1 > Alice Room or In the Yard:

So , you Have blog

No , I ....

What are ...

And you don't ...

Maybe...

I'M sorry...

Maybe...

If I'll ...

\*\* Now "Blog" is started \*\*

your Room:

Laptop>Search Bar> Read about blogs

Gather

Analyze...

Make ...

Alice > As soon as possible

Talk to Alice about the blog again. Follow the conversations.

Buy a camera and install it in Alice's room

Check the Alice room camera in 21:00-22:00. If she had fun. Talk to her about it.

**\*\* Now new lingerie is available in store\*\***

Buy lingerie and give it to her. Don't do that without ask something from her.

Now you can peep her at the window when she doing her blog thing .and also more thing from the Camera .

<<This is the end of "Blog" Opportunity in the current version>>

---

## Hidden Cams

---

Day 1 > Your room :

Unpack Boxes

Finish

**\*\* Now " Hidden cams " is started \*\***

Lounge:

Find Camera in Lounge

Your Room :

Laptop>Search Bar> Read about the cams

Laptop>Online store> books> Buy the book (web standards)

Read "Web Standards" book completely after delivery.

After reading the web book:



Your Room :

You must have 100\$ cash in your pocket for doing this :

Laptop> Get started your site

Pay (\$100)

Configure....

Your room :

Laptop > My site > Promotion> Go for 50\$...

From now you are earning money from your website. Pay 50\$ for ads every few days to increase your revenue. Also, by buying more cameras and installing them, your revenue will increase to the point that you no longer need to take money from Ann and Alice. And you can repay your loans quickly. After installing each camera, you can watch the events, and currently two events depend on the use of the cameras. But be aware that using the cameras will not improve your stealth skills.

<<This is the end of " Hidden cams" Opportunity in the current version>>

---

## Special book

---

Day 1 > Time (16:00) : Terrace:

Talk to Alice while she is reading:

What are you reading?

I can see ...

Well since I'm asking ....

Some ladies' novel?

**\*\* Now "Special books" is started \*\***

Day 1 > Alice room:

When Alice is not reading the book and is not in her room:

Search for the book in Alice's room. (Look in the wardrobe)

Your room:

Laptop>search Bar> learn about Alice's book

**\*\* Now new book is available in store\*\***

It's will be happen many times. Buy the books and give them to her.

<<This is the end of "Special Book " Opportunity in the current version>>

---

## Schoolmate

---

Day1>Yard:

Talk to Lisa in the yard:

Follow the conversations. It does not matter so much. But make sure you offer her to help and Consultation.

Yard:

Talk to Lisa again while she is sunbathing in the yard:

About Your ...

Follow the conversations. It does not matter so much. Again make sure you offer her to help

**\*\* Now the "Schoolmate" is started \*\***

Day1>Time (23:00) : your Room:

About your ...

They're lying...

And what's...

Strange...

You see ,...

<<This is the end of "Schoolmate"Opportunity in the current version>>

---

## Swimsuit

---

Day1>Yard:

Talk to Lisa again while she is sunbathing in the yard:

Why are you ...

Why are you wearing ...

Too bad ...

I'll figure ...

Deal!

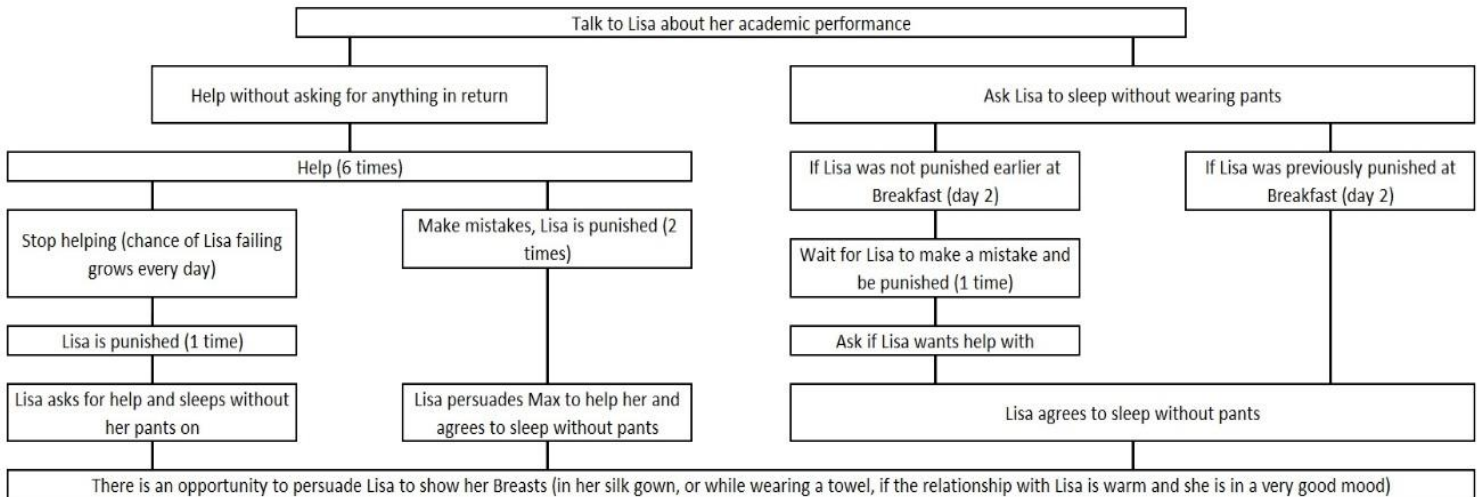
**\*\* Now new " Swimsuit " is started \*\***

Buy a swimsuit and give it to her but not without ask anything from her in return.

You can let Eric buy it. (do not let Eric do that if you don't want to lose her)

<<This is the end of "Swimsuit "Opportunity in the current version>>

## School girl



Take a look at this chart and choose the path you want to take and based on that, choose the conversations during breakfast and evening in the yard.

**Day2 >Breakfast time:**

I'm not ...

Follow the conversations in the path you previously selected.

**\*\* Now the "schoolgirl" is started \*\***

**Day 2 >Time (16:00): Yard:**

Follow the conversations in the path you previously selected.

After helping Lisa with homework, stop helping her. She will be punished. After the punishment, she will ask you for help and you can ask her something in return.

**For Lisa foot Massage you need:**

Lisa sleeps in her underwear

Lisa has flashed you both breasts at least 2 times

Successful foot massage with footjob done twice in a row with Alice

Lisa be in a very good mood.

And you down her homework by yourself

**For more info , see Alice messages in events tab**

Then you will have a conversation about foot massage while doing her homework.

If you have taken at least one lesson of the hand massage course. After 3 successful foot massages, Lisa will talk to you about hand massage. You can do hand massages on Fri and Tue day evening. Also you can do “kissing lesson” with Lisa after hand massages which will allow you to do shoulder massage for her on the same day.

<<This is the end of “School girl”Opportunity in the current version>>

---

## Arachnophobia

---

Day 2 > Dinner time:

And what...

Where would...

Yeah ....

What’s ...

Okay, tell....

Are you

\*\* Now the “Arachnophobia” is started\*\*

Your Room:

Laptop>Search Bar> Read about spiders

You can find spiders in the yard on 10:00 AM

When and where can spiders be used??

1) Time (00:00): Alice Room :

Hide spider

Go to sleep

If you are lucky, Alice will come to you in the middle of the night. (This event is random)

Tip: Your cigarette deal with Alice will affect on Alice room events.

2) Time (08:00) Bathroom:

If Alice is alone in bath. You can use spiders.

3) Yard:

You can use spiders while massaging Alice (when she wear a top or not)

<<This is the end of “Arachnophobia “Opportunity in the current version>>

---

## Cigarette smoke

---

Day 2 > Time (13:00): Yard:

You find out that Alice smoke. Talk to her:

Well, okay ...

Well, yes

Fine

\*\* Now the "Cigarette Smoke" is started\*\*

Day 2 > Before diner > Terrace:

Talk to Ann and Alice:

I think

No, mom ...

You're welcome ...

Next day: Time (13:00) in Yard:

I want to know ...

I' curious.

Do you

Can I ...

I will try ...

\*\* Now the cigarettes is available in store\*\*

Alice room after 14:00, before diner:

GO to Alice's room, look for her cigarette, and place it to her. She will be punished in the evening. ( Do not protect her from punishment at this time )

Now most of the days at 13:00 you can talk to Alice in the yard while she smokes and make a deal about something .If she no longer smokes. Buy cigarette from the store and give it to her.

Tip: Your deal with Alice will affect on many events.

Tip: Where your choice is associated with chance, you can use save/load to make your chance one hundred percent.

You can search Alice's room for cigarettes again and put them where she will be punished.

Tip: Your cigarette deal with Alice will affect on punishment events.

<<This is the end of " Cigarette smoke "Opportunity in the current version>>

---

## Alpha

---

The first time Eric comes to your house. When Ann is getting ready to go out. He will talk to you. This is a very important time in the game. You have to decide whether to be Eric's enemy or become his friend.

Follow the conversations in the direction you want.

Now you only have one week to buy a swimsuit and party dress for Lisa and Alice! (If you don't want to lose the girls)

### Important warning

If you use "Money Cheat" to play

### Do not buy both clothes before entering the cyber bank

The game is designed in such a way that there is no way you can buy both clothes before the bank enters the game.

Game will crash and you must start it from beginning

You can buy one of the clothes before the bank enters the game, and the other after

Before the one-week deadline expires, you will find out you can loan from the bank.

Laptop>search Bar> Information about loans

You need to set up your site before taking a loan from the bank.

Loan from the bank as soon as possible and buy the clothes and give them to the girls. (Not without ask anything from them in return)

After a week Eric will talk to you again and you will make your final decision about whether he is a friend or an enemy.

After this selection, the game will be divided into two paths:

Friendship with Eric and Enmity with Eric

<<This is the end of "Alpha "Opportunity in the current version>>

---

## Mentor

---

### Day2 > morning>your Room

Lisa is angry with you because of the morning wood ...

Follow the conversations as you want.

### Before Breakfast> Yard:

Talk to Ann:

About that time ....

Follow the conversations as you want.

### Before Breakfast: Your Room:

Talk to Lisa:

About that ...

I wanted to apologize

**\*\* Now the "Mentor" is started \*\***

### After day 6:

If you sleep more than 6 o'clock in the morning. Another step will be done through conversations.

### After day 8:

If you sleep more than 6 o'clock in the morning. Another step will be done through conversations.

### After day 10:

If you sleep more than 6 o'clock in the morning. Another step will be done through conversations.

### After this:

If Lisa's hand massage has started and also Aunt Kira has arrived:  
(For more information about hand massage, see "school girl" opportunity)

After the hand massage, there will be a conversations about kissing lessons.

Ask Ann and Alice about kissing lesson. They reject you.

### Morning > yard:

Ask Kira about kissing lesson. Follow the conversations.

### Wednesday or Sunday >Time (03:00)> Lounge:

Ask Kira about kissing lesson

You must do at least 2 successful lessons with Kira and then in the morning talk to Lisa about teaching her. (Be careful of Lisa's mood)

Do not let Lisa or Alice be punished when doing the "kissing lesson". (Use save / load)

After 3 successful kissing lesson:

You can move the lesson time to the evening

After 6 successful kissing lesson:

You can touch her while kissing

If you sleep more than 6 o'clock in the morning. Another step will be done through conversations.

After 9 successful kissing lesson

\*\* Now sexual education book is available in store \*\*

Buy the book but before give the book to her, read the book by yourself.

<<This is the end of "Mentor "Opportunity in the current version>>



---

## Party girl

---

During the first four days of the game, at dinner, you find out that Alice needs a party dress. You will also find out from the girls' argument that Alice has a secret.

**\*\* Now the "Party girl" is started\*\***

**\*\* Now the night dress is available in store\*\***

You can buy the party dress for Alice before Eric or let Eric buy it. (Do not let Eric do that if you don't want to lose her)

After Alice receives the dress (no matter from whom) , if you have a good relationship with Lisa and she is in a good mood. She will talk to you about Alice's secret.

**Talk to Lisa:**

You look a little strange...

Follow the conversations.

**\*\* Now the liquor infused candy is available in store\*\***

Buy liquor infused candy from store .Wait until Friday when Alice gets ready to go to the nightclub.

**Friday > time (20:00)> alice room :**

Knock

You look ...

I have a ....

Give one candy

**\*\*Wait until she returns**

**Time (03:00)> Bathroom :**

Knock

Follow the conversations.

**Tip: Your cigarette deal with Alice will affect on bathroom events.**

Talk to Alice the next day about what happened last night .she will not remember anything. Promise her you will not talk about it again.

Join in Alice bath again after you start kissing lesson with Lisa. Events will be slightly different.

**<<This is the end of "Party girl "Opportunity in the current version>>**

**Can candy be used in another situation?**

Yes, see the events tab.

---

## Stick or Carrot

---

Make sure you have at least 30\$ in your pocket before you doing this step. Because you do not have much time to do the next thing:

**Morning > Bathroom:**

Peep Lisa when she is in the bathroom and keep doing it until she realizes it. (Don't worry)

Talk to her and ... she will be ask some sweet from you

**\*\* Now 3 types of sweets are available in the store\*\***

Buy the "Ritter sport" type as soon as possible and give it to her.

Do it for 2 more time and make sure you have at least 50\$ in your pocket whenever you want to start. And buy more sweet for her.

For the fourth time, you should have about 250\$ in your pocket to do this. Buy the robe and give it to her.

<<This is the end of "Stick or carrot "Opportunity in the current version>>

After this, you can buy this sweet every 7 days and give it to Lisa, which has no effect on the progress of the game, but it makes her mood better.

---

## Who doesn't take risks ...

---

Make sure you have at least 40\$ in your pocket before you doing this step. Because you do not have much time to do the next thing:

**Morning > Bathroom:**

Peep Alice when she is in the bathroom and keep doing it until she realizes it. (Don't worry)

Talk to her and ... she will be ask some sweet from you

**\*\* Now 3 types of sweets are available in the store\*\***

Buy the "Ferrero rocher" type as soon as possible and give it to her.

Do it for 2 more time and make sure you have at least 70\$ in your pocket whenever you want to start. And buy more sweet for her

For the fourth time, you should have about \$ 250 in your pocket to do this. Buy the Pajamas and give it to her.

<<This is the end of "Who don't take risks "Opportunity in the current version>>

After this, you can buy this sweet every 7 days and give it to Alice, which has no effect on the progress of the game, but it makes her mood better.

---

## Favorite Aunt

---

After aunt Kira arrived> yard:

Talk to her. Follow the conversations.

Talk to her again the next day and tell her the truth about Eric. And she will tell you that she will investigate Eric.

In the next few days, talk to her at the same time in the yard and you will find out what her current job is.

For the third and fourth conversations, you must have already started your nightly relationship with Kira

For more info about her check the events tab

In your fourth conversation with Kira in yard, she asks you to photoshoot of her.

**\*\* Now the camera is available in store\*\***

Buy the camera. After that, you will come to the conclusion that it is better to buy a sexy lingerie for her.

**\*\* Now the lingerie is available in store\*\***

Buy the lingerie and wait until Saturday.

Yard:

On Saturday when everyone goes shopping, talk to Kira about photoshoot.

After the photoshoot, you have to wait a while and talk to Kira again. She will tell you that the photos are very good and she wants to do it again

<<This is the end of "Favorite aunt"Opportunity in the current version>>

---

## Christina

---

After buying a camera and clothes for Kira, Christina starts talking to you about your orders on delivery.

Follow the conversations. It does not matter much now.

<<This is the end of "Christina "Opportunity in the current version>>

---

## Control

---

For this opportunity, you should be on Eric friendship path:

The first time Eric comes to your house. When Ann is getting ready to go out. He will talk to you.

Follow the conversations to become friends with Eric.

**\*\*If you want to get rid of Eric in the future. Buy both clothes for girls before him. (It will be a big help for you in the future)\*\***

Eric will talk to you in another week. Befriend him, provided you receive benefits from him .also make deal with him.

When Ann and Eric are in the bedroom, peep on them and make sure they are find out it .The next day, Ann will try to punish you, But this does not happen. (If you have not been punished before)

Next time peep on them again. This time you will be punished.

The next time Eric comes to your house, talk to him when he is alone in the bedroom. And remind him that you made a deal.

**\*\* Now the “control” is started\*\***

Peep on them again .This time Eric will protect you.

The next time you peep on them, Eric will ask you to go into their room!

You can peep on them again for new scenes.

<<This is the end of “ Control “Opportunity in the current version>>

---

## Ann events

---

### Black Nightie

Buy the Nightie, go to Ann's room on Saturday morning (10:00), knock on the door and give it to her.

(Do not try to interact with Ann on Saturdays 10am, before buy the Nightie)

---

## Alice events

---

### Alice yard massage

Talk to her while she's sunbathing in yard.

**\*\* Now the sunscreen and Max's clothes are available in shop\*\***

Buy Max's clothes and sunscreen.

Rub sunscreen on Alice 2 times.

**\*\* Now the massage courses is available in online courses \*\***

Start online massage courses. Now you can massage her.

### Alice foot massage

To do this, you must have started an online foot massage course.

Talk to Alice while she is watching TV in the Lounge and offer her a foot massage.

If you buy liquor infused candy, there are three types of foot massage:

Without candy: just a foot massage.

With one candy: foot massage lead to a footjob.

With two candies: you can take her jeans off during the massage.

**Tip: Your cigarette deal with Alice will affect on Alice foot massage events.**

For more event:

Give her a successful one candy foot massage .Then check her room camera that night from 1:00 to 2:00

If she had fun > From now, you can do more by giving her two candies during the foot massage.

---

## Kira events

---

### Night with Kira in the lounge

You can watch porn with Aunt Kira and convince her to do this if you finished persuasion courses in online courses.

In Wednesday and Sunday 3:00 am go to lounge and talk to her. You can join her to watch porn.

If you reach to the kissing lesson in mentor Opportunity the first lesson is will be here.

Second lesson of kissing let you to get footjob from Kira in bathroom.

You will be get blowjob from Kira in 3rd kissing lesson if you got a footjob from her in bath.

Tip: after kissing lessons with Kira, Join Alice again in bath after she returns from the nightclub (on Saturday 3:00Am) .Things have changed a bit.

### Night with Kira in the bath

You can join Kira In bath on Tuesday and Friday 3:00am. To do this, you must had started Lisa foot massage , Watch porn with Aunt Kira then use stepladder to peeping on her in bath.The second time She invites you to join her.

After opening Kira's clothes in kissing lessons, you can get footjob from her in the bathroom without need to persuade her.

In third kissing lesson and also in the next time in bath you will have a blowjob if you had a footjob from her in bath.

### Night with Kira in the pool

If you finished 3 kissing lesson with Kira successfully, you can have handjob from her in the pool.

After 2 times handjob in the pool, if Kira be alone in bath at morning you can join her. When you forget to join her, you can't have blowjob anymore until you give her an oral sex in the night (on bath or lounge).

---

## Other events

---

### Stepladder

Go to the bathroom twice to take a shower. The second time you notice another bathroom window.

**\*\* Now the stepladder is available in shop\*\***

# FAQ

## Does cheating mode negatively affect the game?

Yes, using cheat mode can negatively affect the gameplay. This is because some events start or end earlier than they should, while other processes assigned to them have not gone through the right process. This will cause problems.

## Is it possible to use cheat mode without any problems?

Yes, and maybe, if the player knows the correct course of events in the game and uses each one exactly in its place. In this case, the reason for using the cheat mode is only to facilitate some basic things.

## When will Aunt Kira arrives?

Normally , on the morning of the eighteenth day of the game.  
In the other case, about 2 weeks after the first talk about her arrival.

## Is it possible to get rid of Eric?

Not yet right now. But in the future, yes.

## I am using cheat mode and can't finish "Mentor". What should I do?

Use one of the saves before starting the kissing lesson.  
Start kissing lessons with Kira and finish all three without asking Lisa.  
Forget everything in the game except "Mentor". Just take this opportunity, do not do anything to others.  
There is time for other opportunities.  
Then start teaching Lisa.  
Wake up every day after Lisa. (Do not use the "Sleep" button at the end of the day. Set the clock to 7 to wake up)  
Be careful of Lisa's mood (very good) and your relationship with her (warm).  
Do not let Lisa or Alice be punished when doing the "opportunity".( Use save / load )  
Be careful of Lisa's homework (Lisa should show both breasts while doing homework. If she does not do this, you did something wrong or you forgot something)  
Use save / load during the kissing lesson to do it successfully.  
Do the kiss lesson successfully 9 times in a row.  
\*\*Now the book is available in the store\*\*

How can I install a second camera in the bathroom?

Use the first camera to see the bath twice when it's not empty. You will find that the first camera does not cover the entire bath. Now you can buy a second camera and install it in the bath.

**Thank you for reading this guide and also for your support  
English is not my native language  
so  
I apologize for all the grammatical and spelling mistakes**