








How to use Joiplay to play the game.

Thank you Viessa for the pictures!

Download Joiplay and RPG maker plugin for Joiplay

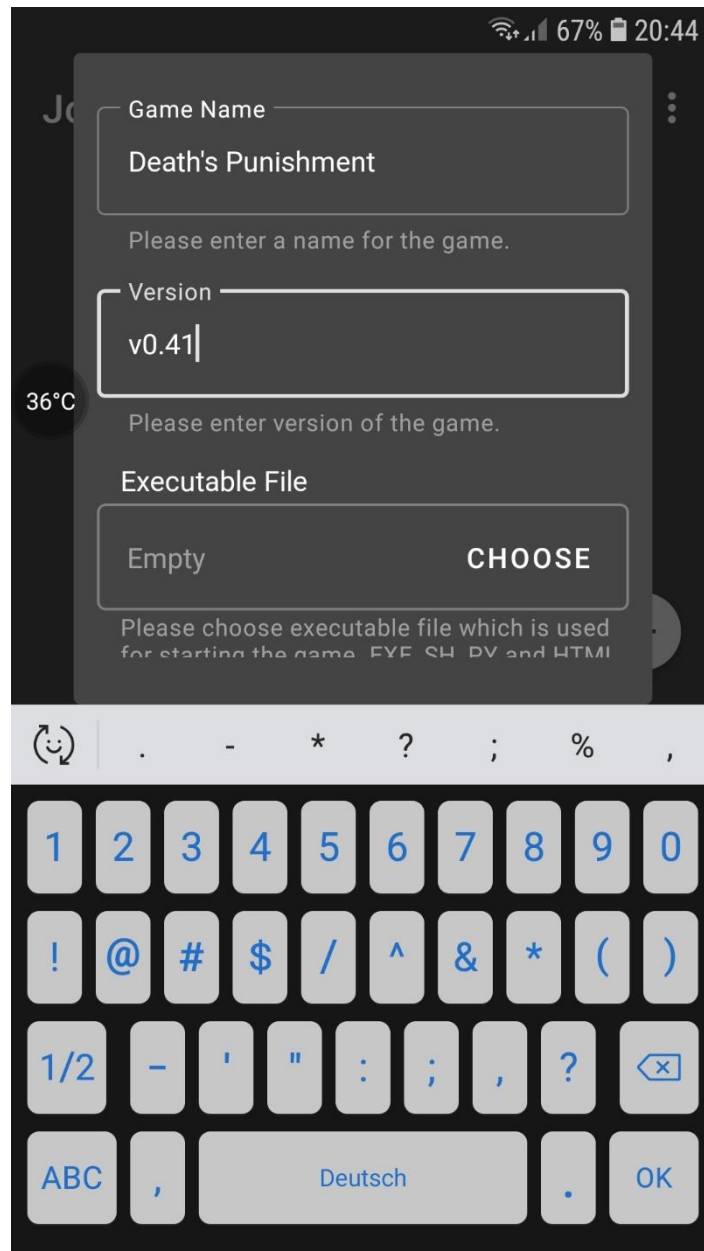
📶 69% 🔋 20:38

← joisplay emulator 🔍 🎤

-  **JoiPlay**
JoiPlay • Unterhaltung
✔️ Installiert
-  **RPG Maker Plugin for JoiPlay**
JoiPlay • Unterhaltung
✔️ Installiert
-  **Ren'Py Plugin for JoiPlay**
JoiPlay • Unterhaltung
4,2 ★ 📄 100.000+
-  **PPSSPP - PSP emulator**
Henrik Rydgård • Action
4,4 ★ 📄 100 Mio.+
-  **John GBAC**
John emulators • Arcade • Action
4,4 ★ 📄 500.000+
-  **EasyRPG für RPG Maker 2000**
EasyRPG Team • Rollenspiele
4,1 ★ 📄 500.000+
-  **LifeRPG**
Jayvant Javier Pujara • Effizienz
4,2 ★ 📄 1 Mio.+

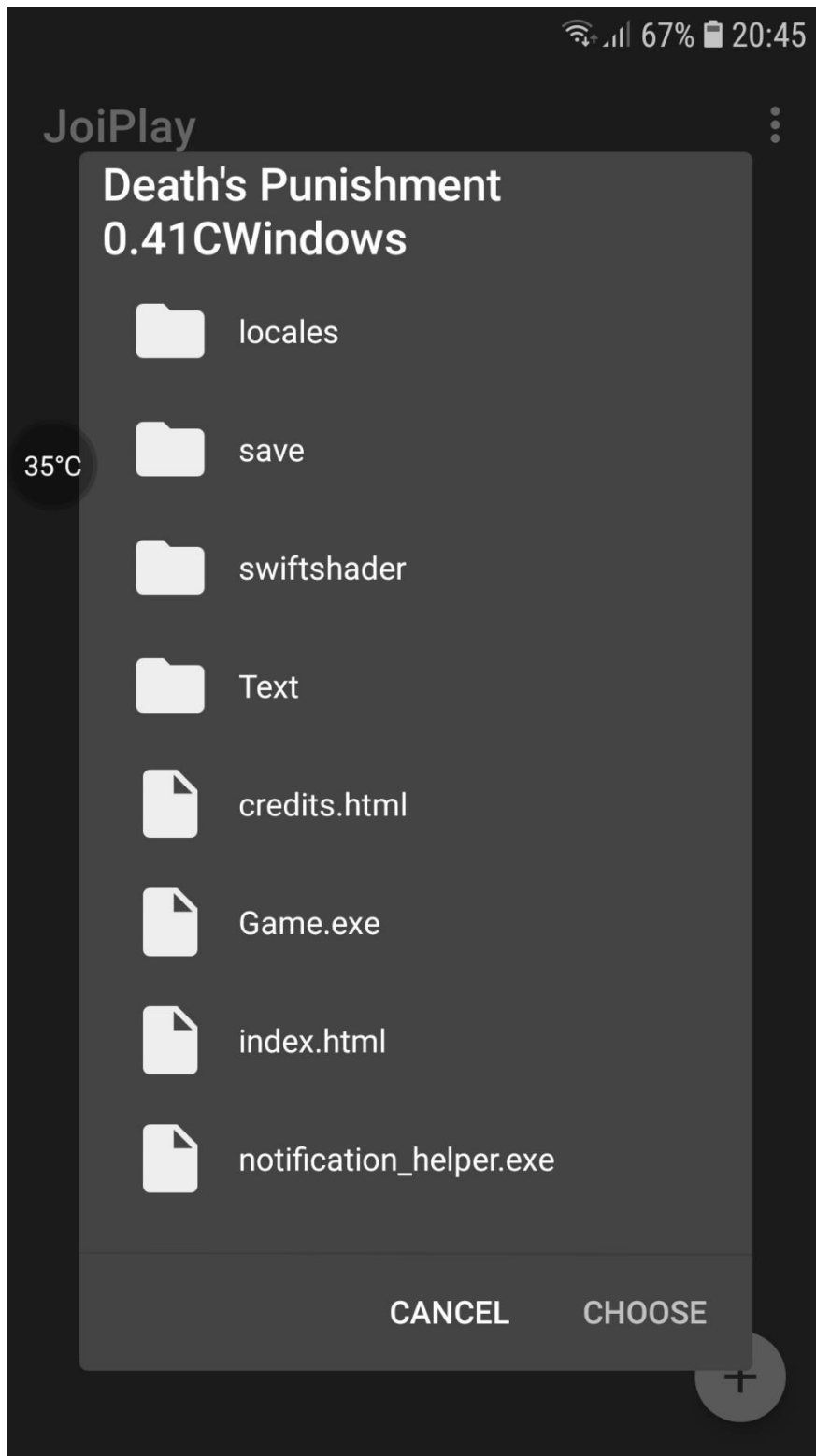
Next Extract the game into your phone. Doesn't really matter where it goes, as long as you can find it.

Open Up Joiplay and click the PLUS SIGN.



Fill it up ^

Then click on "Choose"



This example uses the Windows version. You can use the HTML all the same but make sure to select Index.HTML for execution.

Lastly, select the Icon and click add. You can pick any icon! But go ahead and select Deathface!

35°C

JoiPlay

Game Name

Death's Punishment

Please enter a name for the game.

Version

v0.41


Please enter version of the game.

Executable File

Game.exe **CHOOSE**

Please choose executable file which is used for starting the game. EXE, SH, PY and HTML files are supported.

Icon

 Deathface.png **CHOOSE**

Please choose an image for game icon. PNG, JPG, ICO and WEBP files are supported. (Optional)

ADD

Then, enjoy it!