

Walkthrough by Gecko and TuSlayer for the most confusing parts of the game.

A new game is required.

The prolog is linear and you will follow the main storyline [dressing part > Omega club > shower scene with Jenny]

- To exit mc's room click wardrobe and change into left outfit
- Exit room [Sophia event] you can view her in bathroom (crying)
- Navigate downstairs to kitchen [Eavesdrop event] [Lunch] [returned to MCs room]


The game now enters open explore mode from the MCs room

Clicking the top right icon open MCs status and walkthrough tips (as shown below)



- Exit room and click on the bathroom door [Peek Event Jenny]
- Return to MC's room and click laptop [Fix it! Event 1]
- Exit room and click on the bathroom door [Peek Event Mia]
- Return to MC's room and click laptop [Fix it! Event 2]
- Navigate downstairs to kitchen[Lunch (any)(repeatable)][returned to MCs room]
- Exit room and click on the bathroom door [Peek Event Sophia][collectable]
- Return to room and click laptop [Fix it! Event 3][collectable][unlocks replays, images, achievements]

- Navigate downstairs to hallway, click light switch under picture [Scam Clisher event 1]
- Skip to night again (use bed or when not in MCs room click top left icon and select [>>])
- Navigate downstairs to hallway, click light switch under picture [Scam Clisher event 2]



- Navigate downstairs to living room, click TV and take remote
- Skip to night again (use bed or when not in MCs room click top left icon and select [>>])
- Navigate downstairs to hallway, turn on TV [Scam Clisher event 3]
- Navigate upstairs Mia's room [Spend some time together] (1) (early morning only)
- Click topleft icon and select bed, click bed and select [sleep?]
- Navigate upstairs Mia's room [Spend some time together] (2) (early morning only)

Tips now should be changed, showing



- **Skip to Night** and Navigate to the living room. Click TV, remote and **watch [XXX channel]** [Dry event]
- Navigate upstairs Mia's room [Spend some time together] (3) (early morning only) [Work Clothes Event](do 2nd option last)
- Click on the **Easel, far right of screen, near Jenny's painting** [collectible] and [Mia letter event]

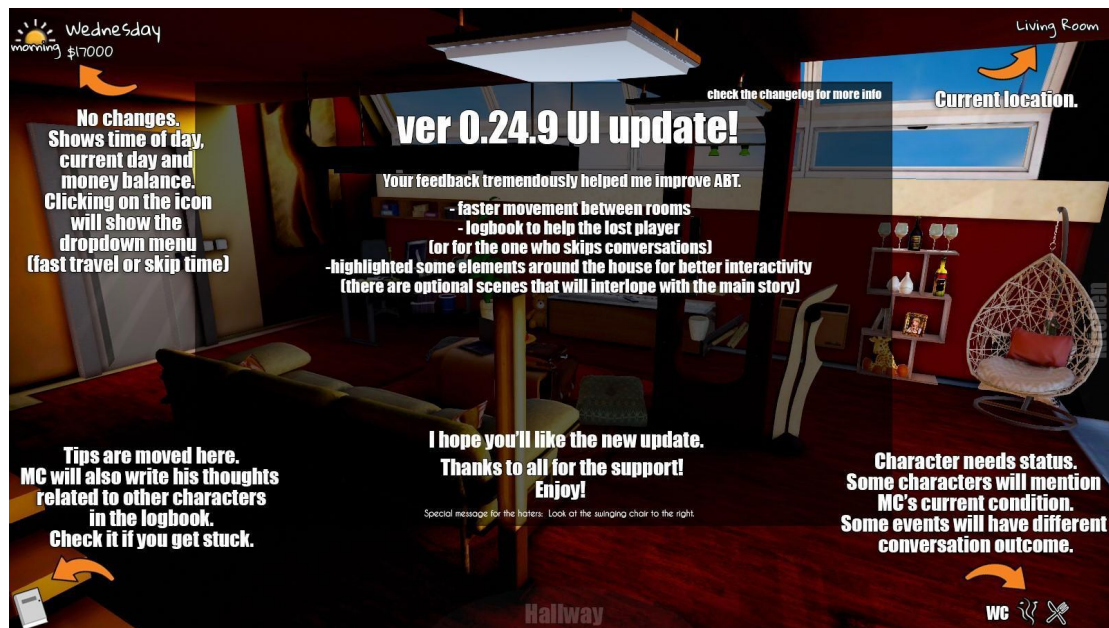


- Navigate to the **Easel** again and click it
- Sophia will show up (choose [Towel?], then [Laptop?], finally [Leave] option)
- Go in Sophia's room at evening or night
- Click the laptop and follow the event

From this point on have a hard backup save

- Click on Jenny's room (door on the left side in the livingroom) and choose [Enter]
- Use the drop-down menu and skip to MC's room, click on the bed and sleep (Sophia will show up in the morning)
- Go in Jenny's room and use [Knock] option
- Fast travel to MC's room, use the bed (Sleep) - Sophia will show up in the morning once more
- Go in the kitchen click on the coffee maker and click [Yes]
- Go to Jenny's room again and click **[Enter]**
- Skip to MC's room again, Sleep
- In the morning **make coffee again** and **Enter** Jenny's room
- Skip the day again, you need to sleep in MC's bed - this time Sophia will **not** show up
- Visit Jenny use either Enter or Knock option on the door
- Fast forward to evening and check Jenny in the living room
- Use the bed to sleep, and choose [Continue Sleeping]
- Skip to Evening and sleep in the bed again
- Use **[Try to wake up]** option
- Go in the Kitchen and skip to Early Evening, click on the table

- Fast travel to MC's room, click on the bed and choose [Sleep] and then [Try to wake up]
- Fast forward to Evening and check on Jenny in the living room
- Click [Sure] > [Talk] > [Clothes] > [Button accident]
- After the event go into Jenny's room, she will be sleeping
- Click on Jenny and use [Sleep] option, then [Yes] (when she moves her hand)
- Skip to Evening and find Jenny in the living room (she will be dressed differently)
- Click [Sure] > [Talk] > [Photo Session]... follow the event
- New UI should be implemented, exit Jenny's room (you will be greeted with this screen)



- Get Rickrolled
- Wait till **Night** click on the **light trigger** in the Hallway **or** go in **MC's room** (follow the event)
- In the early morning talk to Mia in her room choose [Talk about...] > [Letter]
- **Optional:** Talk to Mia again, check the three options, choose Jenny, Sophia then Mia, they will be different this time. (hidden side event if you choose Mia - LoTR reference)
- Get a shower, use the toilet, and eat (fridge in the kitchen)
- Exit the house, click on the Store and follow the intro
- Skip to Evening and enter Omega
- Find the waitress and click the following [Chat] > [Chat] > [Flirt]
- Exit Omega and wait till early morning
- On the map screen there will be a new icon of Stephanie, click on it (follow the event)
- **Optional but recommended:** Find Mia in the kitchen [We need to talk] option
- Wait till Evening and go to Mia's room (follow the event)
- Exit the house, go in Omega and click on Stephanie (Chat > Date)
- After the event it should be early in the morning, go to Mia's room and follow the event

Last optional events are:

- Click on the window in MC's room, you will see a new character (this small event is an intro to a new character)

Slapping event with Sophia when it's night:

- Get in her room she will be in a skirt
- Follow the event and choose [Continue sleeping] option
- Exit MC's room and fast forward to Night
- Go in Sophia's room click on her and use [Chat] > [Talk about Mia's behaviour] (follow the event)

BJ scene with Mia

- At morning go in the Kitchen, click on Mia and use [Sneak closer], go back
- Click on her again and use [Sneak closer] > [Get closer] > [Pull her skirt up] > BJ

Jenny grind scene

- At noon, Kitchen click on Jenny and then [Approach]

Mia and Sophia scenes are repeatable and will have a different conversation if you replay it.

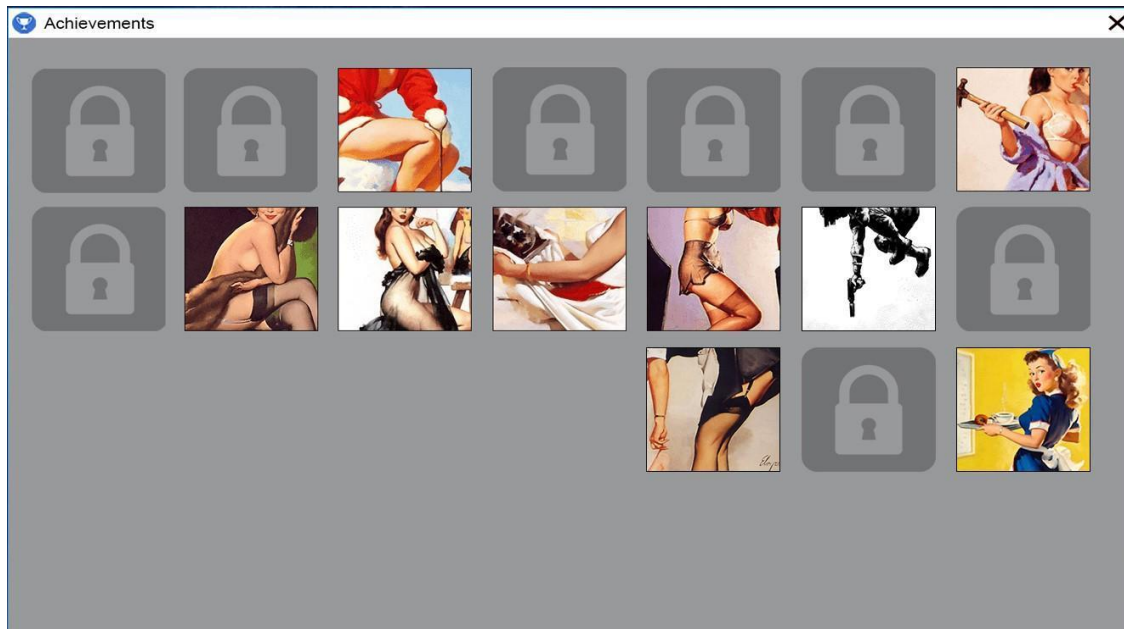
Thanks for playing A Better Tomorrow

https://www.patreon.com/gecko_


Huge thanks to TuSlayer for his extensive bug testing.

Achievements and where to get them

If you followed the walkthrough from the start you will have some of the achievements unlocked, click on the laptop in MC's room choose the achievements icon you will see this screen



1. Click on the shelf in MC's room



2. Shelf second floor right



3. Fridge

4. Toilet paper in the toilet on the first floor


5. Omega, click on the dancer



6. Click on the radio in mc's room



7. Fixed laptop
8. Play the bonus event from the laptop, click on replay icon and then use the first opinion



9. Replaying the game from start
10. Clicking on the easel
11. Finding Jenny in the kitchen
12. Peeking on everyone while in bathroom
13. Scam Clisher event
14. Go in Jenny's room, click on the ring on the left night table
15. Following the main storyline
16. Go in Mia's room and click on the clock 5 times (there is a different music playing if the achievement is viewed from the laptop)



17. Finishing the last update, thus Mia getting her maid outfit