

## **SHOUT OUT!**

To all the developers who make these games possible and their immense talents! Please visit their page to check out their other games and support them to provide you with more games in the future!

### **LIKESBLONDES**

**[HTTPS://WWW.PATREON.COM/M/LIKESBLONDES](https://www.patreon.com/m/likesblondes)**

## **STRATEGY**

This guide will do its utmost to make sure your journey through the game as painless as possible. I aim to give you the best decisions for each variable and let you make your own wherever possible.

**WARNING! – THIS GAME HAS ADULT CONTENT, PLEASE MAKE SURE YOU ARE OF LEGAL AGE IN YOUR COUNTRY.**

## **STAT POINTS**

[CharacterName/RP] Relationship Points gained/lost per character.

[Stealth+/-] Increases points for stealth power.

[Charisma+/-] Increases points for charisma power.

[Prowess+/-] Increases points for prowess power.

[Event Trigger] Triggers that affect dialogues, scenes and choices.

**Note: You will begin with +1 of each power and they can be tracked in the “Character Info” screen on the top left.**

## Contents

Episode 1.....	3
Episode 2 UP 1 .....	9
Episode 2 UP 2 .....	9
Episode 2 UP 3 .....	9
Episode 2 UP 4 .....	10
Episode 2 UP 5 .....	10
Episode 2 UP 6 .....	10
Episode 2 UP 7 .....	10
Episode 2 UP 8 .....	11
Episode 2 ver 1 UP 9.....	11
Episode 3 up 1.....	11
Episode 3 up 2.....	11
Episode 3 up 3.....	11
Episode 3 up 4.....	12
Episode 3 up 5.....	12
Episode 3 up 6.....	12

## EPISODE 1

**IMPORTANT:** Images will be used when “Random/Choice Events” happen in the game that will result in points. It will be mentioned to save before this occurs, so you can reload if you did not meet the condition. I will tell you the dialogue you must obtain to have met the condition. This will become clear when you see the first example.

**Note:** To succeed on the first few choices you will most likely have to reload a lot if you only have +1 in that Stat. Also, in future events the amount of points you have in a given stat will result in a greater chance of success in “Random/Choice Events”.

1. **Choose One:**
  - A) Apartment. [Stealth+5] [Ep1Pt1App]
  - OR
  - B) Alley. [Prowess+5] [Ep1Pt1Alley]
  - OR
  - C) Club [Charisma+5] [Ep1Pt1Club]

2. {Random Event 1} “Charisma” Note: Save on image below in case of failure.



“Look at me you shout inside you head.”

Note: If Successful:

“You can see her head turning almost involuntarily while... [Charisma+5]

Note: If Fail, Reload OR accept [Charisma+2].

3. {Random Event 2} "Prowess" Note: Save on image below in case of failure.



"Through the next couple of hours, she explains the different techniques and she also mercilessly tries them out on your body."

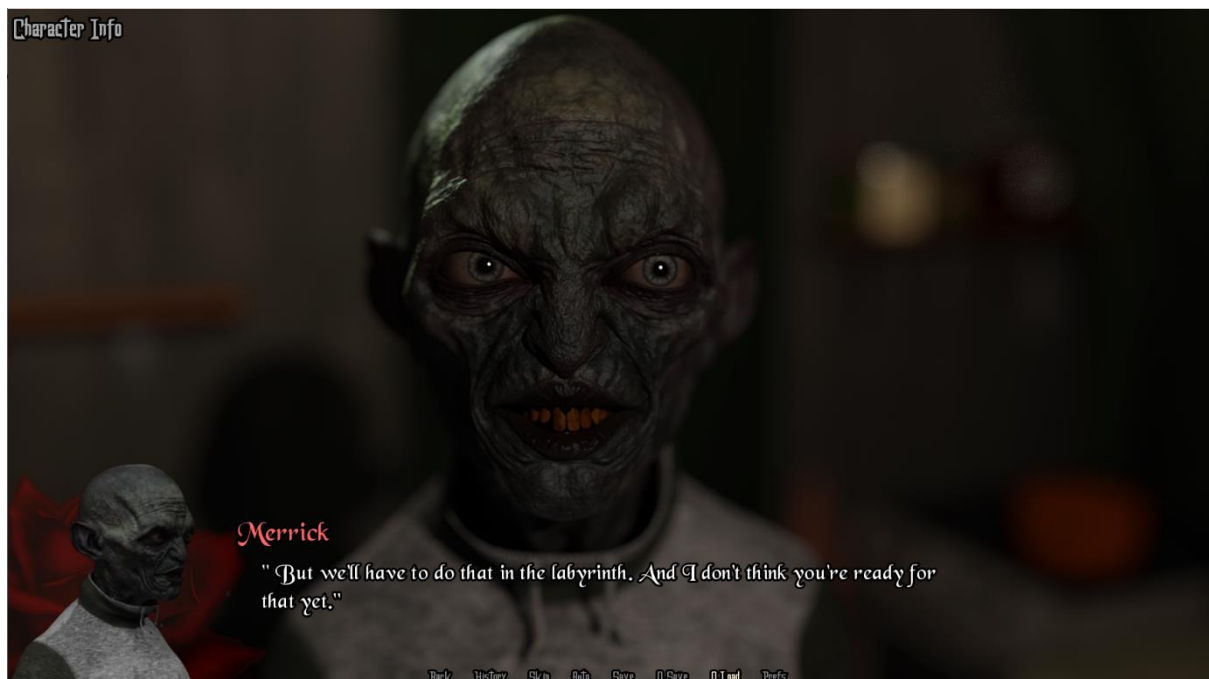
**Note: If Successful:**

Dialogue is the same "Character Info" for results.

[Prowess+5]

**Note: If Fail, Reload OR accept** [Prowess+2].

4. {Random Event 3} "Stealth" Note: Save on image below in case of failure.



"You spend the next few hours locking and unlocking doors around Merrick's house."

**Note: If Successful:**

" And even though you struggled at first."

[Stealth+5]

**Note: If Fail, Reload OR accept [Stealth+2].**

---

5. Choose One:

A) Thank her back.

[SharonSavLaurie+1]

B) Say nothing.

**Note: This image affects choice B for #6 & is tied to [Charisma].**

**{Random Choice #6 Event} Note: Save on image below in case of failure.**



6. Choose One:

A) Leave her alone.

[ObeySharonTowel]

B) Touch her.

**Note: If B Successful, you will get at the end of the dialogue:**

"You cover her back up before you leave the room and head out to the kitchen."

**Note: If Fail, Reload OR accept [SharonTowelReveal].**

---

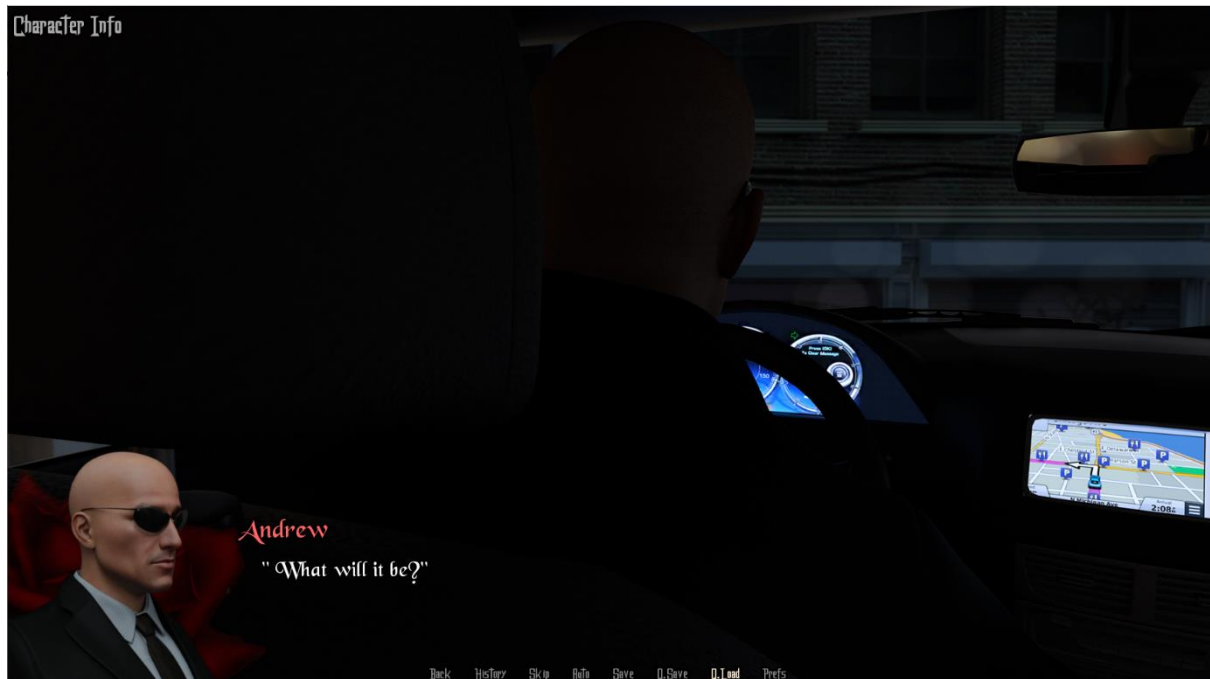
7. Choose One:

A) Yes.

[SharonSavLaurie+1]

B) Why.

**Note:** This image below affects both choices for #8 & is tied to **A**. [Stealth] & **B**. [Prowess].  
**{Random Choice #8 Events}** **Note:** Save on image below in case of failure.



**8. Choose One:**      **A) Merrick**

**Note:** If Successful, you will get at the end of the dialogue:

"You practice with Merrick."

“And things got easier as you went along. [Stealth+5]

**Note:** If Fail, Reload OR accept [Stealth+2].

**B) Eloise**

**Note:** If Successful, you will get at the end of the dialogue:

" Over the next few hours, she teaches you more techniques."


"And you feel you're making incremental progress." [Prowess+5]

If Fail: Reload **OR** accept [Prowess+2].

9. Choose One: A) Check on Olivia [OliveCheck]

**B) Don't check on Olivia.**

**Note:** This image affects choice B for #10 & is tied to [Prowess].  
{Random Choice #10 Event} **Note:** Save on image below in case of failure.



10. Choose One:
- A) Wait for Sharon.
  - B) Throw Andrew off you.

**Note:** If B Successful:

"And you quickly throw him on his ass."


[Prowess+3]

**Note:** If Fail, Reload OR accept nothing.

11. Choose One:
- A) Put your clothes on.
  - B) Wait like this. [SharonSavLaurie+1]
12. Choose One:
- A) Say you understand.
  - B) Make a Joke. [SharonSavLaurie+1]

**Note:** #13 is only for those who obtained [Prowess] >=10.



13. Choose One:
- A)  [Prowess=25] [Claws]
  - B) Do nothing.
14. Choose One:
- A) Say nothing.
  - B) Try to help. [SharonSavLaurie+1]
15. Choose One:
- A) Tell her the truth. [LaurieLover+5]
  - B) Lie. [LaurieLover-3]

**Note:** #16 is only for those who obtained [OliveCheck].

16. Choose One:
- A) Ok.
  - B) Insist. [LookedAfterOlive]

17. Choose One:      A) Go wake Laurie.      [LaurieLover-3]  
                             B) Ask Sharon to do it.      [LaurieLover+3]
18. Touch her.      [SharonSavLaurie+1]  
    ➤ Touch her breast.      [SharonSavLaurie+2]  
    ➤ Stop.
19. Choose One:      A) Lead the way.      [Stealth+5]  
                             B) How dare you.
20. {Random Event 4} "Stealth" Note: Save on image below in case of failure.



- " You try to unlock the door."  
Note: If Successful:  
" And it quickly opens for you."      [Stealth+2]  
Note: If Fail, Reload or accept nothing.
- 

21. Choose One:      A) Stay with her.      [Ep1Pt8StaySharon]  
                             B) Go wash up.
22. Choose One:      A) I'll ask her why.  
                             B) I'd tear her head off.      [WantToKillSire]

Note: #23 is only for those who obtained [Stealth+2] >=10.



23. Choose One:      A)      [Stealth=25] [Invis]  
                             B) Do nothing.
24. Choose One:      A) Say hello.      [Charisma+2]  
                             B) Say nothing.

- ## EPISODE 2 UP 1

- Note:** If you obtained [Claws] you will get a different scene.

## EPISODE 2 UP 2

- ## EPISODE 2 UP 3

- Note: #2 is only for those who obtained [Charisma] >10.**



- 3. Choose One:**
- A) Gently.
- Note: If [CarmenStart], then [CarmenSaved]  
If NOT [CarmenStart], then [Carmen2ndChance]
- B) She's food. [CarmenFood]

---


## EPISODE 2 UP 4

---

1. Choose One:      A) Ask her.      [LaurieLove+1]  
                             ➤ Yes.      [LaurieLove-1]  
                             ➤ No.      [LaurieLove+1]  
                             B) Take the blood.      [LaurieLove-1]  
                             ➤ Yes.      [LaurieLove-1]  
                             ➤ No.      [LaurieLove+1]
2. Choose One:      A) Intervene.      [SharonSayLaurie+1]  
                             B) Say nothing.

Note: #3 is only for those who obtained [Whisp].



3. Choose One:      A)       [Charisma+2] [MiriSex1] [SoulStainMiri]  
                             B) Leave.
4. Choose One:      A) Yes.      [Ep3Up4LaurieComes]  
                             B) No.

---

## EPISODE 2 UP 5

---

No Choices.

---

---

## EPISODE 2 UP 6

---

1. Choose one:      A) Say she was a nos.      [NosSecret]  
                             B) Say nothing.
- 

---

## EPISODE 2 UP 7

---

1. Choose one:      A) Pick it up.      [Prowess+5]  
                             B) Have a seat and meditate.      [Stealth+5]
2. Choose one:      A) Pull your hand back.  
                             B) Let her.      [Ep2LaurieThrallStage2]

---

## EPISODE 2 UP 8

---

1. No Choices.
- 

## EPISODE 2 VER 1 UP 9

---

1. Choose one:      A) Bow deeply.      [LaurieLover+1]  
                             B) Short nod.
- 

## EPISODE 3 UP 1


---

1. Choose one:      A) Yes.      [PlayWithLaurie]  
                             B) No.
- 

## EPISODE 3 UP 2

---



1. Choose one:      A)       [Charisma+7] [BloodDoll]  
                             B) Find someone else.
2. Choose one:      A) It's very nice.  
                             B) You do you best with...      [UnderstandMark]
- 

## EPISODE 3 UP 3

---

1. Choose one:      A) Chase after them.      [Prowess+7]  
                             B) Go back inside.
2. Choose one:      A) Comfort her.      [LaurieLover+1]  
                             B) She's a big girl.

---

### EPISODE 3 UP 4

---

1. Choose one:      A) Check if she's out.      [Astr=1]  
                         B) Leave.

**Note:** If you obtained [CarmenSaved] OR [Carmen2ndChance], then [CarmenSettled].

**Note:** #2 is only for those who did NOT obtai [CarmenSaved] OR [Carmen2ndChance].

2. Choose one:      A) Comfort her.      [CarmenSettled]  
                         B) Send her to bed.
- 

### EPISODE 3 UP 5

---

1. Choose one:      A) Of Course.      [SharonSavLaurie+1] [TellSharonVisit]  
                         B) Keep it to yourself.
2. Choose one:      A) Step in front of Sharon.      [SharonSavLaurie+1]
- 

### EPISODE 3 UP 6

---

1. Choose one:      A) Try to be more forceful.      [Prowess+4]  
                         B) Walk away.
2. Choose one:      A) Apologize.      [LaurieLover+1]  
                         B) Don't Apologize.
- 

### EPISODE 3 UP 7

---

1. Choose one:      A) Intervene.      [IvyKindHarsh+1]  
                         B) Do nothing.      [IvyKindHarsh-1]
2. Your choices (The only way to NOT get him is if you only have Claws [Mercaught])  
else [Mercaught]
- 

### END EPISODE 3 UP 7

---