



Family Matters

Version 0.8

by [@Perv2k16](#)

Guide

by [@Manfegor](#)

Guide introduction	3
Gameplay	3
Prologue	3
Minigames	3
Gym	3
Shopping	5
Walkthrough	7

Guide introduction

This is the guide of the Family Matters game, created by [@Perv2k16](#). You can find this game on [Patreon](#). If you like the game, please consider to support the work.

Disclaimer! I do not take responsibility for any error or fault regarding this guide. I try my best to cover everything in the game, but as I'm a human I might make mistakes. Every mistake will be corrected if anyone report it to me via [PM here](#).

As I'm not a native English speaker, sorry for any spelling/language mistake.

Gameplay

In this game you play as seemingly unemployed guy, who works for... well who knows? One thing is certain, they are doing some shady business. Well, they did actually until another gang comes and the war begins!

Let's see if you can win this war and protect who you love in the meantime of course.

Prologue

Before you start the game, you have a chance to change the fellow girls in the game. To enable the incest in the game, you have to choose „Yes” when you asked if you want to change Julie and Roxanne. Firstly you have to input sis or sister, the second time it have to be mom or mother. Then you will place in the game and you can start your journey.

Minigames


Gym

In the Gym, the following equipments are there:



To complete this minigame, you have to do (click) the following part of the scene:

Arms traning 1




Arms training 2



Arms training 3



Leg training 1



Leg training 2



Leg training 3




Torso training 1



Torso training 2



Torso training 3




Shopping

In the shopping minigame, just like in the gym minigame, you have to find what you need to click on. This is a bit more difficult, but it can be done.


On the first part of this minigame, firstly you'll have the following image:



You need to click on the nearest door. Then you'll have this view:



You can hover over the mouse on the door, and it becomes invisible and you'll see what is inside. If you see something good, you have to select the one. There will be multiple product in each cabinet, but only one of them are clickable. Once you got what you need, you have to move on to the next cabinet by clicking on the floor at the bottom right side:



In the first phase, you have to gather milk, eggs and meat.

Then the second phase begins, where you'll be placed in another section of the shop. The rules are the same, you have to select the appropriate products, and also you can move by clicking on the floor, where the tiles becomes highlights on cursor hover:



In this phase you need to buy cleaning spray, pancakes, chocolate chips, chewing gum, raspberry syrup, bath tissue and paper towel.

After that, you can go and pay. 😊

Walkthrough

- Kiss
- Shower / Come here
- Are they real?
- Why escort?
- Click on your phone
- Click the green button
- Click on the drawer
- Click on the inside of the drawer
- Go to the airport
- Lock the door
- Say hello
- Help
- Click on the two tomatoes, the can, then the two apples
- Approach
- Click on the bag
- No (Truth)
- Click on the drawer
- Click on the inside of the drawer
- Go to the Gym
- Come in
- Proceed manually (*If you don't want to play the gym part, just go with Finish automatically*)
- Arms training (*See the [Training minigame](#)*)
- Legs training (*See the [Training minigame](#)*)
- Torso training (*See the [Training minigame](#)*)
- Finish
- Come up with something
- Agree
- Check the bedroom
- Ask
- What are you doing here?
- Tell
- Look for the Supplier
- Click on the place behind the boxes on the right side
- Click on the office door
- Open the door
- Take the package (*If you want to see who he talking about, choose Look inside*)
- Click on the suitcase on the floor
- Click on the stairs
- Come closer
- Take her
- Lay her on the bed
- Confess
- Come closer
- Touch her hair
- <What to do?>
 - Kiss lips (*recomended*)
 - Use tongue
 - Touch pussy

- Push tongue
- Speed up
- Speed up
- Speed up
- Game over
- Don't use
 - Keep silent
 - Leave
 - Next part
 - Apologize
 - Leave
 - Next part
- Touch boobies
 - Yes
 - Play with it
 - Squeeze
 - Continue
 - Open the fly
 - Game over
 - Stop
 - Next part
- Kiss forehead
 - Leave
- Get up
- Talk about yesterday (*If you kissed her*)
- Gather (*If don't want to play this part, just go with Skip*)
- First you need to take the milk, meat and the eggs (*See the [Shopping minigame](#)*)
- You need then to get some cleaning spray, pancakes, chocolate chips, chewing gum, raspberry syrup, bath tissue and paper towel (*See the [Shopping minigame](#)*)
- Other way...
- Click left side of his jaw
- Click right side of his jaw
- Click on his forehead
- Yes
- Yes / No
- I do like it
- Yes
- Continue
- Continue (*Only if you don't touch her boobs before! Otherwise it's game over*)
- Call
- Come in
- Click on the camera at the right side
- Boot into Safe Mode
- Troubleshoot
- Startup repair
- Beautiful
- Kiss her
- Take off the pants
- Enter the bedroom
- Go to sleep
- Turn around
- Who is Scarlett?
- Why do you need the money?

- Let Julie win
- Yes
- Full throttle
- Speed up
- Roll down the window
- Open the trunk / Get the gun
- Enter the warehouse
- Come closer
- Come down
- Use the computer
- Remind the password
- Enter the password [*The password is cw*]
- Security
- Cameras status
- Watch the record
- Switch camera
- Order a drink
- Drink
- Tell her
- Warn her (*But before that, save and try the other options too, they are good...*)
- Try to open
- Scan
- Answer the call
- Open the suitcase
- Take the gun
- Take the Tube
- Go to sleep
- Get up
- Kiss her lips
- Kiss her
- Use your tongue
- Grope her ass
- Squeeze
- Caress her breast
- Finger her pussy
- Kill [*Increase kill number +1*] / Neutralize
- Take off the pants
- Pull her head
- Shove
- Cum inside / Cum on her face
- Enter the building
- She is my girlfriend
- What did he tell you? / Working with the client? / He tried to intimidate us
- <Decide about if you want Vicky as your girlfriend>
 - Yes
 - If you told the detective that she is your girlfriend and you warned her during the handjob, she'll think about it. – Maybe will be more in future version
 - If you told the detective that she is your girlfriend and you didn't warned her during the handjob, she'll just say it was a big deal, unretain future
 - If you told the detective she is just a whore, you say it's true but maybe more comes in the future
 - No
 - If you told the detective that she is your girlfriend, you'll tell her you just made that up

- If you told the detective that she is just a whore and you warned her during the handjob, she'll thank you
- If you told the detective that she is just a whore and you didn't warn her during the handjob, she'll mention that it was a big deal for her.
- Offer her quit
- *(If you warned her during the handjob and said that she is your girlfriend, then said yes, it will be good stuff, see below. If you didn't say any of above and even didn't warn her, she will be mad. In any other cases, she will simply left you there)*
- Move her hand
- Touch her breasts
- Squeeze
- Bare
- Finger her
- Rub the clit
- Speed up
- Put finger inside
- Open the door
- Answer the call
- Tell the truth / Lie
- Look for Carlos
- Knock
- Knock again
- It's not that easy / I wouldn't mind too
- Ask about Antonio
- Ask about the car
- Stop
- Attack
- Make a call
- Answer Julie
- Yes
- Yes
- Bank
- Visit
- Yes
- Hug her gently
- View Dream *(If you want to dream about Julie and Scarlett) / Stay As Is (If you want to see Julie handjob)*
- Get up
- Open the door
- Open the door
- I missed you too / I have some plans
- Check
- Get dressed
- *<Do you like to dress?>*
 - Absolutely
 - Close enough
 - Bend
 - Close enough
- Spank x2
- Spank harder x2
- Squeeze
- Exit
- Lock the car
- *<Do you need the money?>*

- Yes
 - Game over
- No
 - Yes / No
 - Get up
 - Attack
 - Kill [*Increase kill number +1*] / Spare
 - Leave
- Cum in her mouth