



Meredith

1) Clean your bedroom, there are 5 pieces of clothing and a trash can you must click on.



2) Once you are done, Meredith will walk in. when she is done checking your work and sitting down on the chest at the foot of the bed, click on her and click on the chat bubble. Pick "We'll take it one step at a time...", "is there any way I can help out?", "What's broken around the house?", "Never Mind". Move the mouse to any side of the screen and you will see EXIT show up, click, Meredith will then exit the bedroom.

3) Once she leaves the room, click on the chest at the foot of the bed, take all if you want, but you will only need the money and credit card.

4) Exit the bedroom, you will meet Brooke in the hallway, this is the start of her quest, which can be found below.

5) go downstairs, go all the way to the right and enter the kitchen, you will get a Meredith scene, after helping her to her bedroom, you will be back upstairs, go back to the kitchen.

6) on the side of the kitchen island, you will find a note of all the things that needs fixing. This step is optional, just added it in if you want to see the list.



7) go outside by clicking on the backdoor that's in the kitchen, go to the far bottom right and click on the shed to enter.

8) Once inside the shed, pick up the ladder that is hanging on the left side, pick up the shovel, and take the 2 tools that is in the green toolbox on the right side.



9) Exit the shed, still in the back yard, click on the vent that is on the right side of the window of the house and pick the ladder. Things fixed 1/5



10) go inside the house, go to the living room and click on the door that leads to the basement, the door is beside the steps leading to the 2nd floor.


11) Once in the basement, click on the fuse box that's on the wall beside the washer and dryer, click on M.Bedroom switch on the right side. This will turn the power back on it meredith's bedroom. Things fixed 2/5



12) Click on the shelf above the washer and dryer to get a light bulb.

13) leave the basement, go back to the kitchen and exit outside using the backdoor. Once outside, click on the light beside the backdoor and pick the screwdriver, click on the light again and pick the light bulb. Things fixed 3/5.

14) it's night now, go back upstairs, go to your bedroom, click on your bed, lie down..., sleep.



15) When you wake up, the phone beside your bed will be ringing, click on the phone, scott will tell you he needs a favor and going to be stopping by at midnight.



- 16) Exit your bedroom and go to the bathroom, click on the toilet, flush toilet, click on the toilet again, fix toilet. Things fixed 4/5.
- 17) exit the bathroom by moving the mouse to the bottom center of the screen until exit pops up and go to the kitchen.
- 18) Once in the kitchen, click on the kitchen sink and pick the hex key. All things are fixed.
- 19) click on meredith in the kitchen and pick the chat bubble, she will talk about the dryer, exit by going to either side of the screen and exit pops up.
- 20) go to the living room and skip time to midnight by clicking on the hour glass in the top right of the screen.
- 21) scott will show up, click on the front door to let him in. He is dropping off a mannequin.
- 22) click on your bed, lie down, sleep
- 23) Once you wake up in the morning meredith will walk into your room. Once she is done talking, she will ask are you a virgin pick "yes", She will then talk some more and walk out of the room.
- 24) Skip time to night, click on your bed, lie down, sleep. You will get a scene where medredith is talking to esmerelda on the phone.
- 25) When you wake up in the morning, go to the kitchen, you will get a scene about dirty magazines.
- 26) go back to your bedroom, meredith will walk in, kissing scene, click on her lips and click on the lip icon, keep repeating until the scene is over and she walks out of your room.

27) go to the kitchen, click on meredith and click on the chat bubble, click on her again and click the chat bubble, pick "ask how she's doing...", then pick "give her a compliment", never mind then exit be going to either side of the screen.

28) still in the kitchen, click on the coffee maker on the kitchen counter.

29) go to the living room, click on the blankets that is beside the front door.



30) still in the living room, open the front door and click on the mailbox. Go back upstairs to your bedroom, click on the phone beside your bed and call Florist.



31) Go to the living room in the evening, meredith is sleeping on the sofa, click on her and click on the blanket icon.

32) Go back to your bedroom, skip time to night, click on your bed, lie down, sleep.

33) Go to the kitchen in the morning, there will be a scene with meredith about the flowers, pick "no".

34) go back to your bedroom, there will be a scene with meredith, click on her and click on the chat bubble nonstop, after a few secs, she will peep, just keep clicking on her and picking the chat bubble. When you get to the chat with her options, pick "compliment her", "next time?", "dirty talk", "never mind", leave the scene when you are ready by going to either side of the screen.

To repeat the kissing and HJ scene, go to her in the morning when she is in the kitchen, click on her, pick the chat bubble, click on her again, pick the chat bubble, you will see

practice kissing? And ask for “help...”, after you pick the one you want, go back to your bedroom and she will walk in.

35) skip time to night, click on your bed, lie down, sleep, you will get the scene of meredith talking to esmerelda again on the phone.

36) go down stairs, click on the front door to open it and click on the mailbox. Then go to the kitchen, click on meredith, click on the chat bubble, click on her again and pick the chat bubble. Then pick “mom... Foreclosure?”, then pick never mind. Exit the scene by going to either side of the screen and clicking exit.



37) go back upstairs, and go into brooke’s room. Click on the yellow/orange cup thing on her desk and take the haircutting scissors.



38) go back to the kitchen, click on meredith, chat bubble, meredith again, this time click on the haircutting scissors icon. Exit by going to either side of the screen and clicking exit.

39) exit out of the bathroom, click your inventory by clicking on the cardboard box at the top left of the screen, click on the rolled-up money, exit, go to the kitchen, click on meredith, chat bubble, meredith, chat bubble and pick “update on financial difficulties...”, “never mind” and exit by going to either side of the screen.



40) Go back to your bedroom, skip time until it’s night, click on your bed, lie down, sleep.

41) in the morning when you wake up, meredith will enter the room. Keep click on her and picking the chat bubble, after a few secs, click on her and pick the cum icon. Then

click on her again, pick the chat bubble and pick all options, one at a time, once you are done, exit the scene by going to either side of the screen and clicking exit.



End of Meredith quest for now.

Other Meredith scenes

There is a new scene in the spank bank, Meredith sex scene, so save your game by clicking on the gear icon in the top right corner, then click it again and pick main menu. Click on the spank back, and pick the new scene



Click on her leg, and pick the finger icon, click on her, pick the chat bubble and pick “ask her to take her top off...”, now click on her pussy and pick the finger icon, repeat, once you are having sex with her, click on her boob and pick the finger icon, keep repeating nonstop until you get the achievement, to end the scene, click on her and pick the cum icon, then click either side of the screen on exit.

When you go to the kitchen in the morning, click on her, click on the chat bubble, click on her boob and pick the finger icon, she will take her shirt off.

When you click on her in the morning in the kitchen, pick the finger icon instead if the chat bubble. By picking “would you like to join me upstairs?” you can pick from kissing, hj and bj, picking “i need you, mom. Right here, right now...”, this scene is bugged at the moment.

Picking the practice kissing, at the end, she will take her boobs out and let you touch them.

Massage her feet, go into the bathroom, click on the sink cabinet, pick the finger icon and take the oil, pink bottle, in the evening, go to the living room, click on her, chat bubble, "whatcha watching?", "a lot on your mind?", "can I get you anything?", "do you want me to rub your feet?". This was also part of her main questline.



Meredith Dream, once you get to a point in Lucy questline, where you give her the mirror and go to sleep, this dream will trigger, you can also replay it in the spank bank.

Lucy

There are a few items you will need

Item 1) a mirror, you can get this from the bathroom sink cabinet



Item 2) rose, go outside to the front of the house, click on the rose bush



Item 3) a silver locket, you will need the shovel, you can find it in the shed, after you have the shovel, in the back yard, there is a dirt area beside the back step, click on it and pick the shovel icon



Now for the quest line

1) go to the basement, try to enter the room where lucy is at. The MC will not step foot into that room

2) go to the kitchen, click on the brown scotch bottle above the sink, you must click on it 3 times this will make the mc feel brave. This can be done in the evening, night or midnight




3) once the mc feels brave, go back to the basement and enter the room where lucy is at, once she is done talking, click on her again and give her the rose. click on her again and click on the chat bubble, starting from the top and working your way down, click on all options until you see "convince her..." pick it, then pick "never mind", click on her again and give her the mirror. You will need to give her some time alone. Go back to your room and sleep by clicking on your bed, lie down, sleep.

(Meredith dream will trigger)

4) after 2 days has passed and on the 3rd day, go back to the basement and enter the room with her. She will talk to you and then disappear.

5) after 2 days and on the 3rd day at night, lucy will show up in your room, click on her, click on the chat bubble and pick all options, starting from the top, once you see "ask about courting..." pick it, then click on "never mind", click on lucy again and this time, give her the silver locket, click on lucy boobs and pick the finger, you will grab her boobs, click on her and pick the chat bubble, pick all options starting from the top, once you see "show and tell.." pick it, then pick "show her...", and last, pick "ask for sex...", she will say, "the time is right...when you stroke it at night.", once you are done and she is gone.

6) still night, click on your bed, lie down, jerk it..., lucy, she will show up and the sex scene will start, doing the sex scene, you can grab her boobs and ass. When you are ready to end the scene, click on her and click on the cum icon. Then click exit on either side of the screen.



End of Lucy quest for now.

Other Lucy scenes.

At night, you can walk around the house and find her boobs sticking out of the wall. You can touch them by click on them and picking the finger icon, or you can click on them and picking the chat bubble to talk to her.



Jasmine

1) go into brooke's room in the afternoon, click on jasmine, click on the bubble chat icon, pick all options, starting at the top, after picking "compliment her...", pick "ask about her..." again, "ask about games...", "ask about puzzle...", and "never mind", exit on either side of the screen, leave brooke's room and go back to the mc bedroom.

2) in your bedroom, click on the top drawer of the pc desk, you will find hints on completing the puzzle for jasmine.



3) go back to brooke's bedroom, click on jasmine, chat bubble, and pick "ask about puzzle...", never mind, and leave, go back to your bedroom, skip to night, click on your bed, lie down, sleep.

4) the next day, skip time to afternoon, go back into brooke's room, click on jasmine, she will tell you that she finished the game last night. She will give you her phone number, if you pick "ask about the phone number, she will say it's hers and to call her anytime.

End of jasmine quest for now.

Brooke


1) Go to brooke's bedroom in the afternoon, click on her, click on the chat bubble, pick "pffft! Whatever!", then leave

2) You will need to find comebacks

-still in brookes room, talk to jasmine, "ask about comebacks...", "never mind", exit. 1/6

-Go to the bathroom, click on the shower and take a long shower. 2/6

-Go to the living room, click on the book shelf, keep repeating until you learn one. 3/6



-Talk to meredith in the morning in the kitchen by clicking on her and using the chat bubble icon, she will tell you about a tv show, exit and go back to the living room, click on the tv, then click on the sofa, you will find the tv remote, now click on the tv and pick the tv remote icon, keep repeating until you learn the comeback. 4/6

-Go outside to the front of the house, click on the map icon at the top left of the screen, and go to the arcade.

-Once you are there, talk to scott, pick “ask for advice on comebacks...” then pick “i’m serious, how can I stand up to Brooke?”, “never mind” exit, 5/6. The mom joke doesn’t count towards brooke.

-Now go inside of the arcade, once you are inside, click on DZHERKOV and pick the finger icon, then click on him again and pick the chat bubble icon, pick “do you have any good comebacks?”, “Describe Brooke...”, “never mind” and leave, to leave, go right and the exit sign will show up at the door, once you are outside, pull up the map and go back home. 6/6

3) go to brooke’s room, talk to brooke, the comeback that you need to use will be the first one on the list, after you pick it, exit, once you are able to move around in brooke’s room, talk to her again and pick the comeback, keep repeating until you are done, then leave brookes room.

4) Go back to your room, skip to night and go to sleep, brooke will have a dream about you.

5) When you wake up in the morning, go to the living room, someone is at the front door, answer the door, you will meet Andrea, after the scene where Brooke shows up and leave, you can click on Andrea, click the chat bubble and pick all options she has, once you are done, exit.

6) go back to Brooke’s bedroom in the afternoon, talk to Brooke and pick “ask about Andrea Parker...”, “ask about grades...”, jasmine will join in, pick “(Succumb) Sure. Let’s see’em...”, This will lead to both of them showing the mc there boobs.

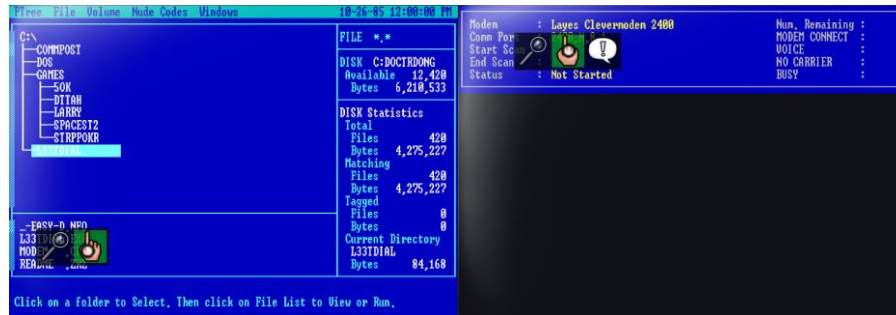
7) go into your bedroom, click on nicole image at the top, pick “How can I hack into the school’s computer?”, “never mind”, exit, skip time to night and go to sleep

8) when you wake up, go into brooke’s bedroom, once you are in her bedroom, pick up the pink panties that are on the floor.

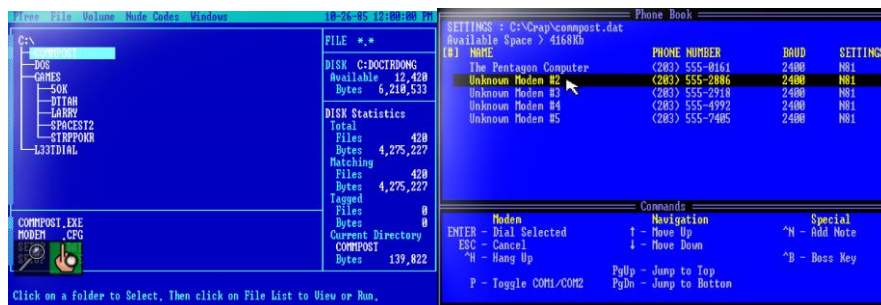


9) go outside, pull up the map and go back to the arcade, once you are there, talk to scott, pick “do you know anything about war dialers?”, pick “never mind”, click on scott again, now give him brooke’s panties, he will give you the war dialer, exit and go back home.

10) go to your bedroom, click on your pc and pick the disk icon, at the pc screen, click on L33TDIAL, then click in the bottom box and pick the finger icon, next screen, click on the blue box at the top and pick the finger icon, it will take a few days for it to complete, so just exit out of the pc.



11) Skip 2 days and on the 3rd day it will be finish, click on the pc, there will be 5 numbers there, click on the screen, and click on the finger, now click on COMMPOST, and click on the box at the bottom, pick the finger icon, on the next screen you will see Unknown Modem 1-5, each one has a phone number, double click on one at a time until you find the high school, once you find it, it will take you to the next screen, click on the grade F for SCIENCE, pick the finger icon and it will be changed to a A. Then pick “well, since we’re in here...”, exit, you can always go back into COMMPOST and do the last unknown modem.



12) Go to brooke’s room in the afternoon, talk to brooke, exit, go back to your bedroom and go to sleep, brooke will have another dream about the MC

13) skip 2 days, on the 3rd day in the morning, go to the kitchen, a scene will trigger for brooke

End of Brooke’s quest for now.

Other scenes for brooke

Random scene – some days you can find brooke in the shower in the evening, you can peep on her

Random scene – you can find her in her bedroom talking on the phone


Random scene, when you enter her room in the evening, you can catch her changing

Random scene – when you enter her bedroom in the evening, you will get a pillow fight scene.

Other Items

Living room – click on the tv and pick the tv remote, keep repeating until you learn Wet Wendy's phone number

Living room – if you click on the corner of the rug, you will find a key, then click on that table that's beside the basement door, pick the key to unlock it, click on it again, and pick the finger icon, you will find a watch



Go to the 2nd floor, click exit on the attic door on the ceiling, once you're in the attic, click on the boxes, click on the finger icon and you will find binoculars, if you click on the attic window at midnight and pick the binoculars, you will get a under construction message.



Jorogr phone number – in the mc bedroom, click on the image beside the pc desk, then click on the phone number in the bottom left corner



MC Scene's

Attic – click on the stack of dirty magazines that's on the table, and pick the finger icon, once you are looking at it, click on it and pick the cum icon, repeat, you will start jerking off and get an achievement

When you are in your bedroom, click on the nicole image at the top of the screen, when she shows up, pick "do you want to come inside?", you will get an achievement, this will also unlock an option when you lie in bed and pick jerk it...