



NUMBERING SYSTEM

Each image has a number assigned to it based on the order it appears in the set for the particular character. Some doughnut locations may have multiple or no characters in that image, but the scene it came from deals with a specific character at that time.

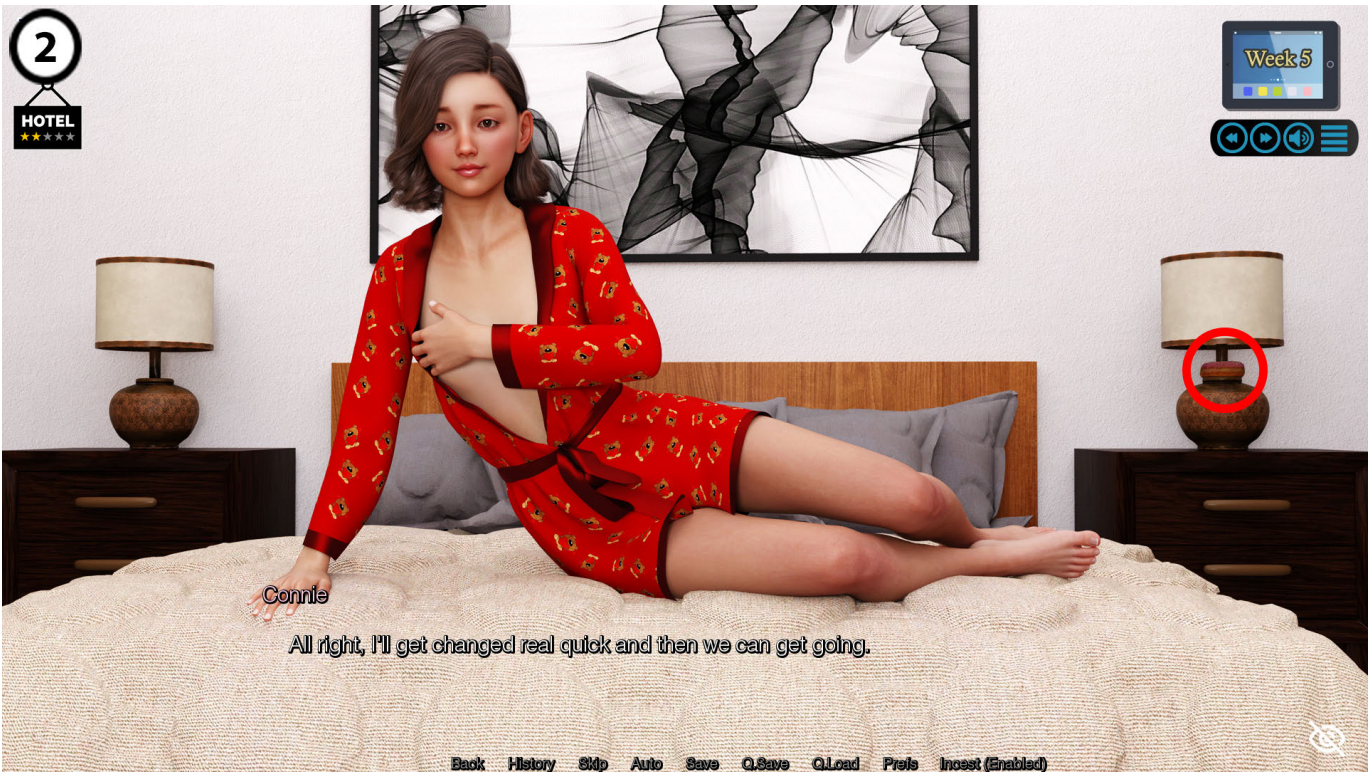
For example, if the doughnut appears on a image with Ashley, then it unlocks an image for her gallery. As well, if the doughnut appears on an image during a scene specific to Ashley, but she is not in the image, or she is with multiple people, the unlock will be for her.

Many doughnuts will require you to be on the path for the specified girl and making the right/wrong choices. Some numbers may skip and be found later because at certain points in the story, there are different paths you can take. A few images will have additional notes below the image if certain choices are required to reach the doughnut along the route.

WARNING: THIS GUIDE CONTAINS SPOILERS!
It's not recommended you follow this guide on
your first playthrough if spoilers are important to you!



(Requires you to "Call her".)





(Requires you to select "I don't mind".)



5

HOTEL
★★★★

Week 5




The Boss

Anyway, I'm sure you have good intentions for my daughter and if you ever want to come and play in the "big leagues", give me a call.

Back History Skip Auto Save Q.Save Q.Load Frefs Incest (Enabled)





(Requires you to have called Yuki first.)





MC

Wow, that was quick!

Back History Smp Auto Save Q.Save Q.Load Preis Incest (Enabled)



Yuki


But I do hope you want to spend a lot more time with me between now and when you have to go home.

Back History Smp Auto Save Q.Save Q.Load Preis Incest (Enabled)



(Requires you to get between 1 and 3 questions correct.)

Both of these rewards require that you are **NOT** on the path with S, but you are on the path with Shortcake.
If this is the case, you will have a choice to call Shortcake during the evening.





5

HOTEL
★★★★



Shortcake

(She pretended as if that phone call she had with Norman never even happened.)

Back History Smp Auto Save Q.Save Q.Load Preis Incest (Enabled)







(Requires you to have selected "That's enough" earlier.)


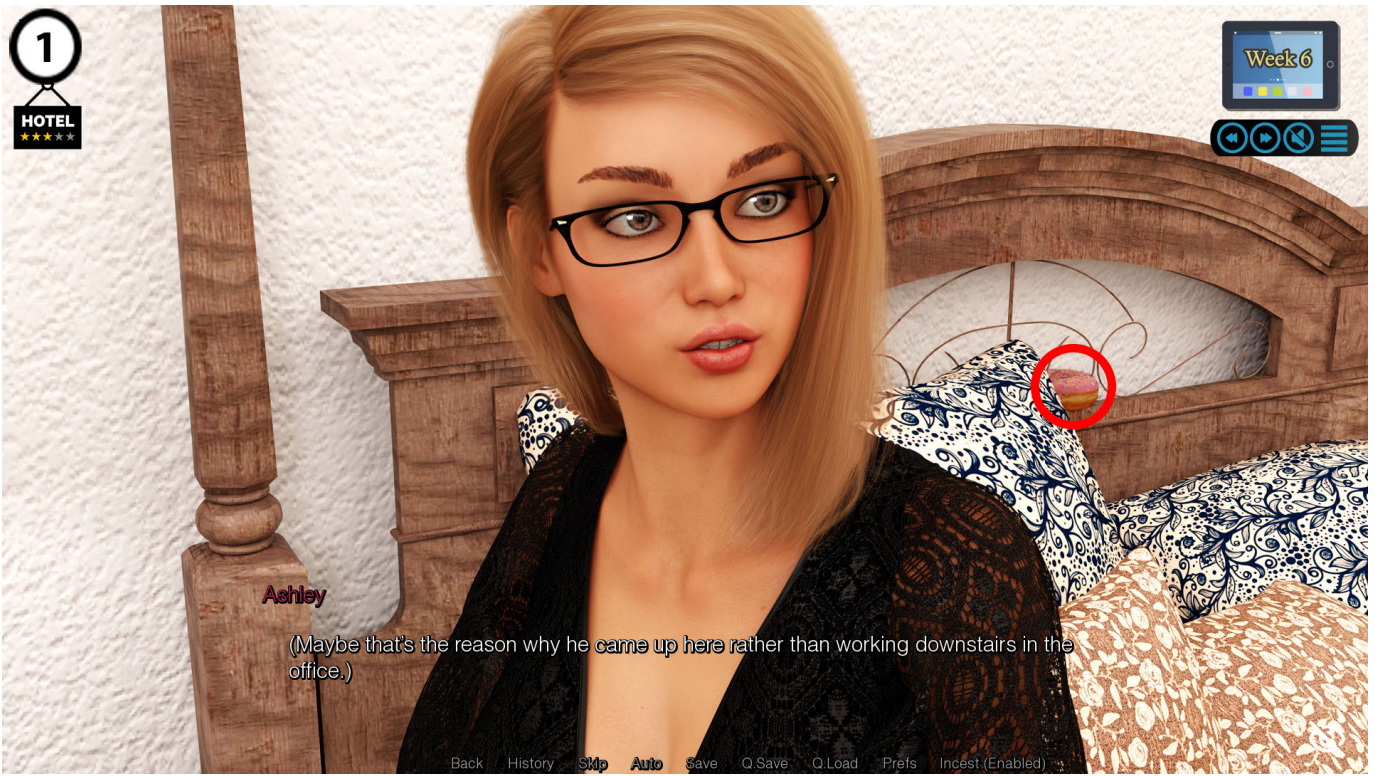


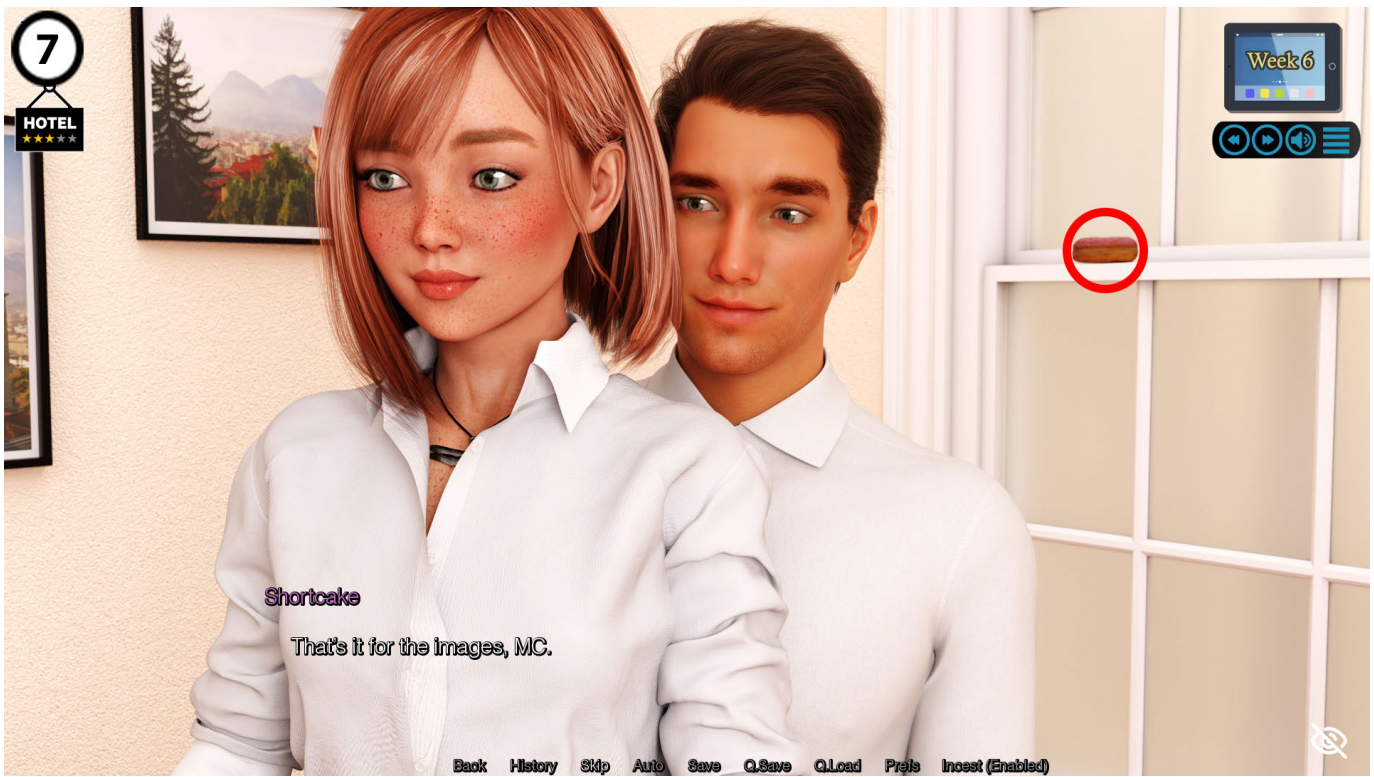

MC

(I couldn't possibly stay with her tonight. That would be just asking for trouble.)

Back History Skip Auto Save Q.Save Q.Load Prefs Incest (Enabled)


(Requires you to have selected "One more won't hurt" earlier.)







(Requires you to have selected "Suggest something".)





For these rewards, you do need to be on Ashley's path, however if you are also on Shortcake's path, you need have selected "Don't Ask" earlier in the day while speaking with Shortcake.





5

HOTEL
★★★★★

Week 6



MC


Ohhh!

Back History Skip Auto Save Q.Save Q.Load PreIs Incest (Enabled)



For these rewards, you will need to be on Shortcake's path and have selected "Ask what she's doing later" earlier that day while speaking with Shortcake.





(Requires you to have selected "Offer her another glass" earlier.)



