



NUMBERING SYSTEM

Each image has a number assigned to it based on the order it appears in the set for that week. Many of these will require you to be on the path for the specified girl and making the right/wrong choices.

Some numbers may skip and be found later because at certain points in the story, there are different paths you can take. A few images will have additional notes below the image if certain choices are required to reach the peeping tom icon along the route.

WARNING: THIS GUIDE CONTAINS SPOILERS!
It's not recommended you follow this guide on
your first playthrough if spoilers are important to you!

WEEK 5


If you are on both Connie's and Yuki's paths, it will **not** require you to call Connie first to get these three rewards, just so long as you are on Connie's path.




WEEK 5




WEEK 5



(If you are on both Connie's and Yuki's paths, this reward requires you to have called Yuki First.)



WEEK 5



WEEK 5



WEEK 5

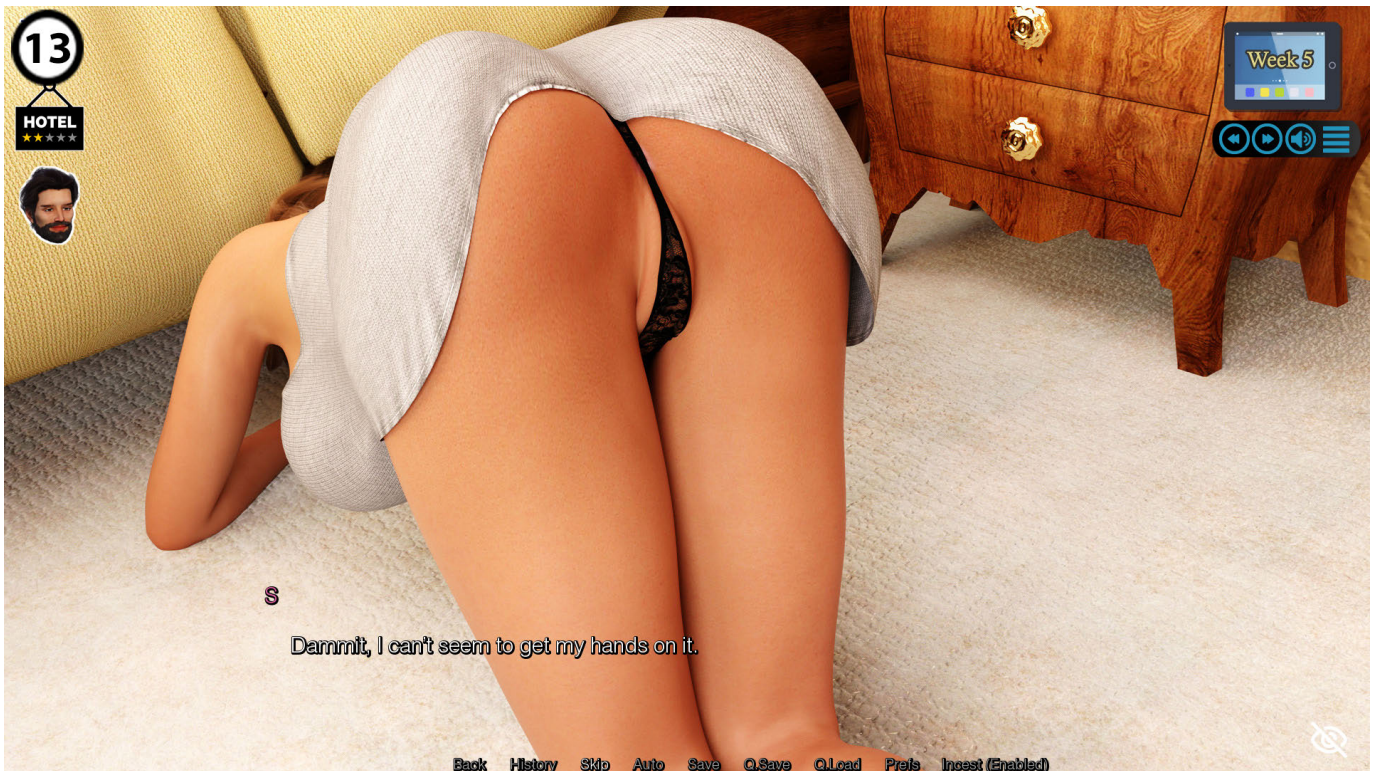


(Either selecting "Interrupt" or "Stay silent" will still lead to this reward, just at different points.)



(For this reward, you cannot be on Yuki's path and needed to select "Make promise" to Mister Roshi back in CH1, Week 4.)
(Can also be set on the "Char. Info" for Yuki.)

WEEK 5



WEEK 5



WEEK 5



WEEK 5



WEEK 5

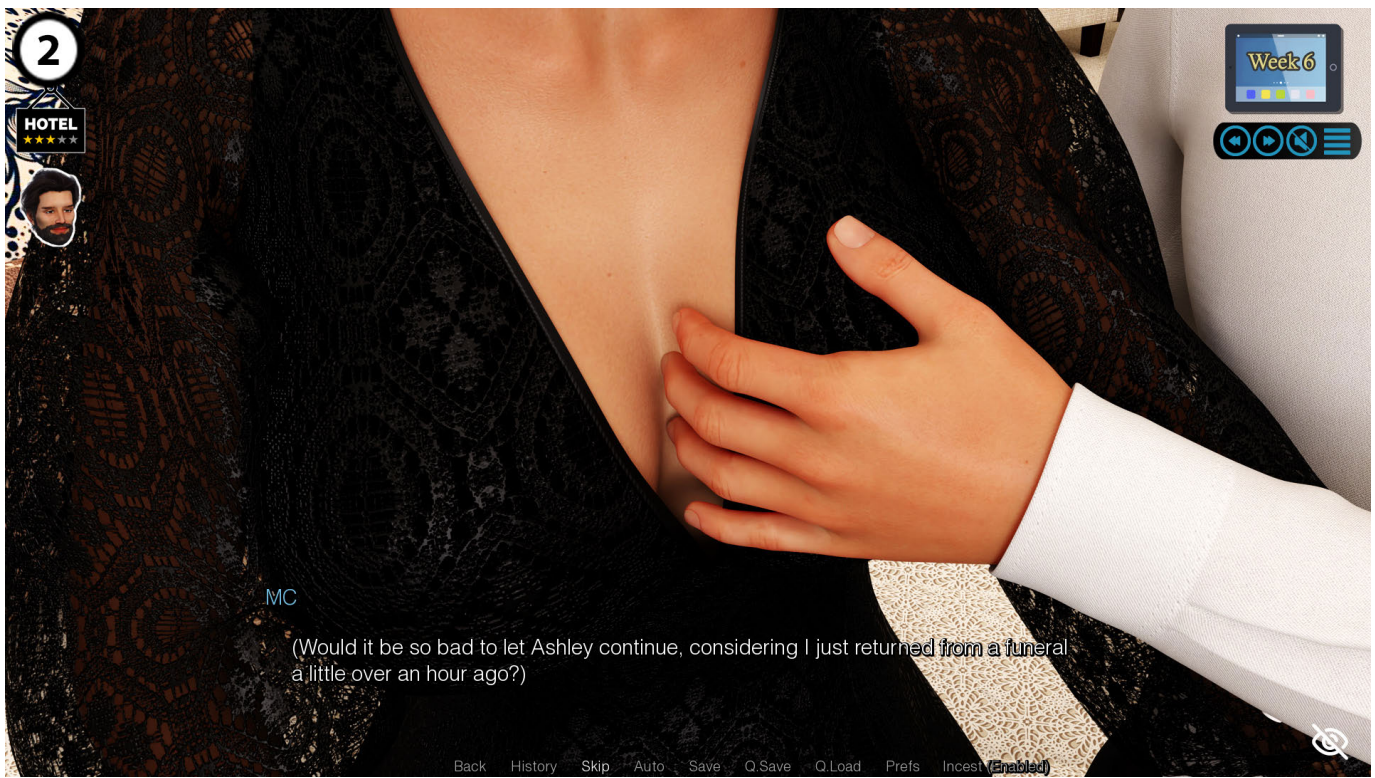



(Requires you to select "A Goddess".)

WEEK 5



WEEK 6



(If you are also on Shortcake's path, you would need to have selected "Don't Ask" earlier while speaking with Shortcake.)

WEEK 6



(Requires you to have selected "Suggest something" earlier, then "Kiss her", "Touch her thigh", and finally "Cup her breast".)

WEEK 6



WEEK 6

For these two rewards, you do need to be on Ashley's path, but if you are also on Shortcake's path, you will need have selected "Don't Ask" earlier in the day while speaking with Shortcake.




WEEK 6



(Requires you to "Kiss her".)



WEEK 6



(For this reward, you will need to be on Shortcake's path and have selected "Ask what she's doing later" earlier that day while speaking with Shortcake.)

WEEK 6




WEEK 6

(For these two rewards, you cannot be on Yuki's path and needed to select "Make promise" to Mister Roshi back in CH1, Week 4.)
(Can also be set on the "Char. Info" for Yuki.)





WEEK 6



(Requires you to be in an open relationship with Nicole.)



WEEK 6



WEEK 6



WEEK 6

