


ARTIFICIAL GIRL 3 GAMEPLAY GUIDE

OK, let's try to make a simple guide for this excellent game, the best from Illusion golden age.

So much people are complaining about gameplay. I know, brothers, i know it's not so easy at first, but after some time (30 minutes or so) playing it, you will easily get used to the game mechanics.

Will try to make a visual guide for people who don't want to read text guides and hints. XD



This is the install process: <https://f95zone.to/threads/artificial-girl-3-expansion-illusion.3209/post-10444931>

Now, if you ever played Senran Kagura games. You are playing with the same control type.

1. You need to create or import girls to your game. How? By using the character creator or by downloading characters files and placing those files into the game's folders.

I will suggest to create or import girls with different personality types, voice pitches and traits in order to enjoy a variety of interactions and surprises.

And no, I will not explain how to create characters, because it must be self explanatory.

But an example may be:

You want a milf, then you will give her big boobs, red lips, wide hips, a mature personality, may be an "one-san" trait, non virgin trait, energy draining trait, skilled in some sexual activity, etc.

Give your girls, hair types you like, boobs you like, hips you like, personality types, traits, etc.

CHARACTER CREATOR/EDITOR



2. You need to start the game, create a World and include some girls to your newly created world.

MAIN GAME EXECUTABLE



You can have 5 girls into your world at the same time.

EXPLORING THE WORLD

Hero's control type is the same as Senran Kagura or similar games.

Like tank type WASD controls + mouse controlled angle direction.

Left click is used for interacting with objects.

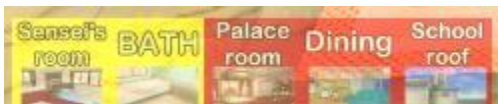
Right click is used for hero's personal actions. Call the girls from certain distances and taking a girl by the hand when you are near. Then you can take the girl somewhere more intimate or wherever you want. You can hug them too.

Wheel is used to zoom in and zoom out.



Now for the lower-left squares interface.

There is a square tracker for each girl in your world and various locations for the hero and the girls to visit and interact with. The current location of a particular girl is shown in the upper section of her square.



Colors:

Colors represents the current relationship level of the hero with each girl.

Blue. Common companion relation level. You can take girls by the hand or hug them from time to time. Each successful action increases relationship with the girl. For each rejection to your advances the relationship will drop.

Green. Close friendship with the girl. You can try to kiss the girls at this point or even go farther. But it's risky, if you try something too advanced for the girl's mood, you will be rejected and the relationship level will drop a big chunk.

Red. The girl is very attracted to the hero or even in love with him. At this stage you can freely kiss the girl or initiate sexy time with her at private locations. The girl will not reject almost all interactions.

Yellow. The girl got jealous. She saw you getting intimate or too near to another girl. This state can trigger a variety of events. Your relationship with her will drop..... or increase.... based on your actions and her personality, relationship with the hero, her traits, etc.

H-GAMEPLAY INTERACTIONS

OK, here I will explain just the necessary things for H interactions. Why? Because I don't want to spoil any surprises for the player.

After reaching some relationship level with the girls, you will able to start sexy times with them.

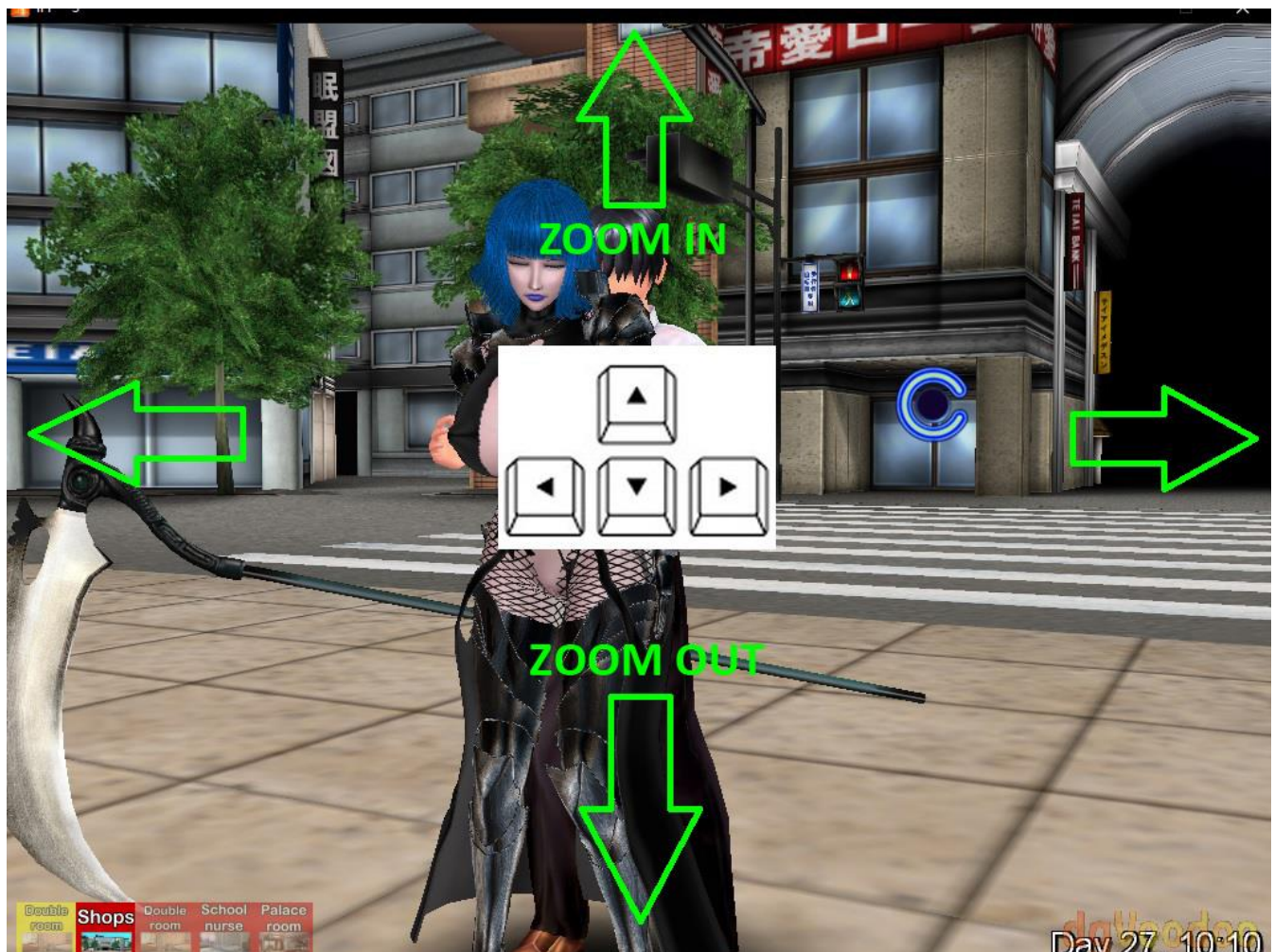
To do this, you must hug the girl from behind or front by approaching to her and use the right click and hold it to start the interaction. By front side, the hero will hug and kiss the girl. If she does not reject you, the sexy time will start.

Let's start by explaining the camera controls here, it is **VERY IMPORTANT**.

WASD keys will just reset camera in H-mode.

Right click and Directional keys will always work together. Left click just rotates the scene.

Directional keys moves the camera left, right and zoom in, zoom out.



In order to control the camera by using the mouse, you must move the cursor outside of the characters space.

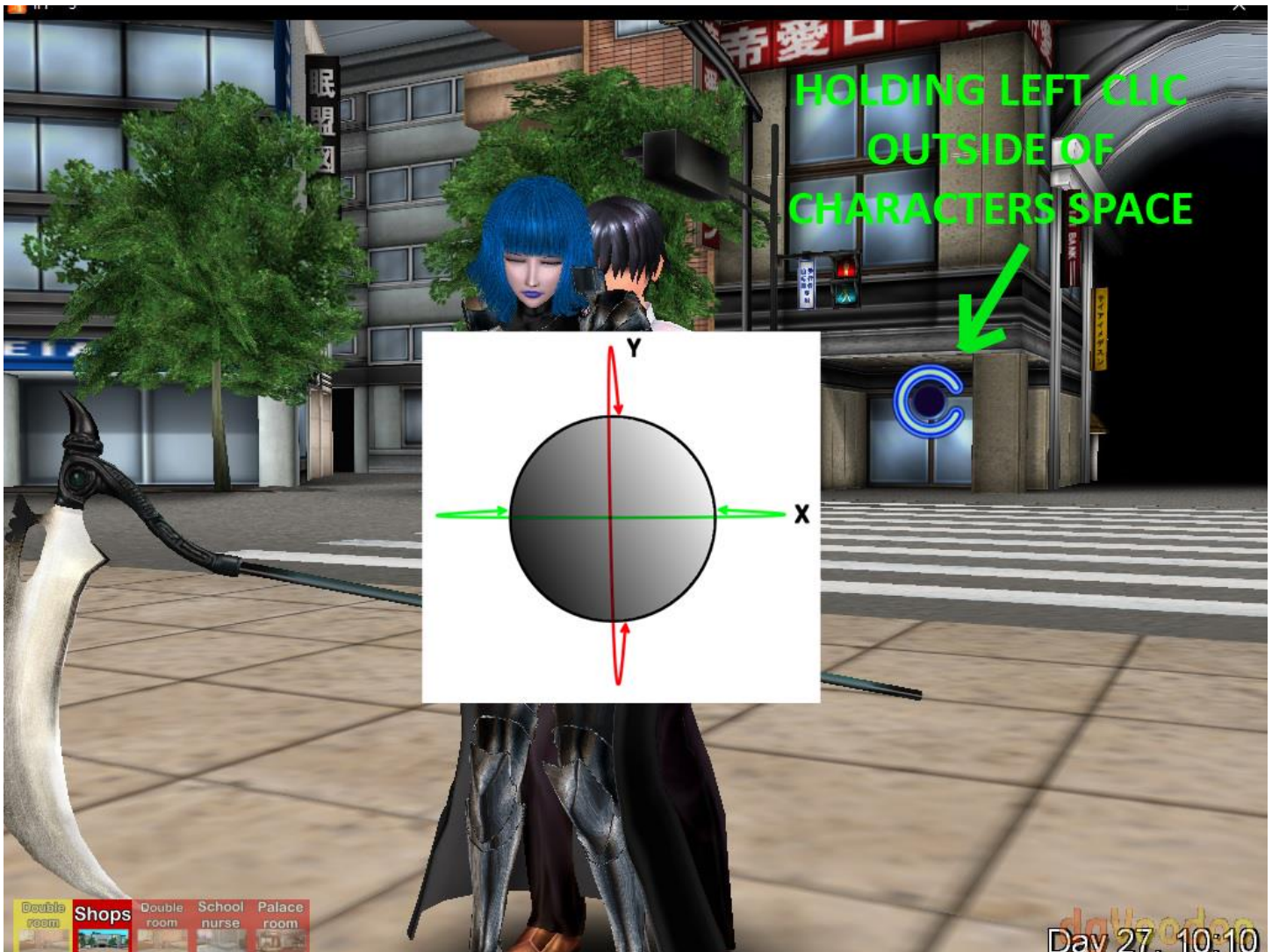
RIGHT CLICK.

Holding the right click in the screen you will be able to handle the camera in a **COMPLEMENTARY WAY** to the Directional keys.

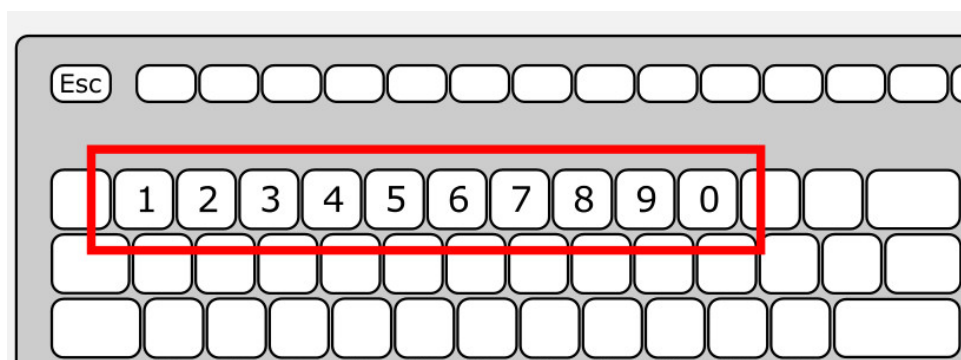


LEFT CLICK.

By holding the left click in the screen you will be able to rotate the scene just as you rotate a little ball in your hand or a sphere in the screen.



In addition to the camera controls you can use the numeric keys on your keyboard to show and hide objects from the scene for your visual and gameplay comfort. 😊



Now for the fun part. XD

ACTION ICONS (GROPE STAGE)



The action icons represent control click points for the H action and are only shown when you move the mouse over characters bodies. These action points are used by pressing and holding the left click.

1. **The Hand icon.** The hand or grope icon will let you to grope the girl in order to excite her and make her do those nice funny voices we all love to hear. XD
Hand can be used on breasts, legs and butt.
2. **The Lips icon.** The lips or kissing icon will let you kiss the girl in a very “romantic” way. No matter hero’s position. Lips can be used on her mouth or her pussy.
3. **The Mushroom icon.** The mushroom or piston icon IS YOUR DICK. That’s it. XD
THIS ICON CANNOT BE USED OVER THE GIRL’S BODY. IT IS THE SCENE PROGRESSION CONTROL KEY.

I will explain its uses below.



Mushroom or Piston or Dick icon is used to control the sex action phases. By using it, you can advance or go back from a sex stage or end the H scene.

If you left click 1 time on it, you will stop the action without ending scene. Very useful to restart action or to change your tactic to make her orgasm.

WHAT "?" GOES FOR ?? Discover it for yourself 😊. Different outcomes for different directions.

ACTION ICONS (SEX STAGE)

At this stage, grope action icons works as well and in a very similar way. Use those as you will and enjoy.

The main difference here is the Mushroom or Piston icon uses.



At starting this stage you must aim for the right spot. XD Then penetrate the girl.

Different dialogs with different girls personalities, traits, sex skills, etc.

Sometimes they can ask you to use a condoms. You can answer them with a yes by using the LEFT CLICK or with a no by using the RIGHT CLICK. Or you can ignore the request and see what comes. XD

There are some more interaction things, but I will let you discover those for yourselves. Surprises are good.

Some final directions for new players:

The girls need to sleep, eat, go to the restroom, take baths and go to pass they're time at various places, some of them are secret. By accompanying and interacting with them you will rise relationship levels.

How to save your game? Go to a bed, then sleep and select "Sleep and Save".

I was reluctant to make this guide or any guide for this forum (F95ZONE), because the admins and moderators are faggots who delete and censor posts from any user who dares to question some devs about slacking and notworking.

This leecher dev called Sad Crab got emo with people complaining about his lazy ass work progress and the moderators just deleted my post for “harassing” or “trolling” him.

<https://f95zone.to/threads/innocent-witches-v0-10-alpha-sad-crab.330/>

This is the worst dev I ever seen. He is just farming people’s money on Patreon and doing almost no work. Shameful.

OK, hope this little guide will help some new players with this EXCELLENT GAME. Have fun brothers !!!

.Downloaderbo.