


# Walkthrough for THE BUM v0.4.5 Beta [JTStudio]



## Attention!!!

If you want see sex scene with Bella and so that they don't want to kill you, you need the very beginning of the 3 options "FUCK YOU", "...", "HECTOR SALAZAR..." to choose 2 times in a row "...".

If you choose "HECTOR SALAZAR..." when you move around the map you can be killed. Bella's story will be different.

## About walkthrough!!!

1. The passage of each character brings to all scenes of animations 18+, but does not reveal other moments by the type of look at the character, etc.
2. All events in the BANK are generated completely RANDOMLY.
3. Maintain relationships with girls at the value of 100, so that there are no problems with passing
4. Buy all the things in the STORE in a huge amount (20 pieces will do) and buy all in BAKERY SHOP. You need to look

**normal for this, so first go to BARBER SHOP in SHOPPING AREA. This is necessary so as not to worry about what exactly is needed and when.**

- 5. Where it will be important how your character looks, it will be indicated, in all other cases it is not important.**
- 6. When you have NORMALL LOOK, you can rent cheap apartment.**

# **Table of contents**

## **RANDOM EVENTS**

**Scenes 18+ in the toilet**

## **BELLA story**

**Stage 1 (Meet Bella in the store)**

**Stage 2 (Talk to Bella on the street)**

**Stage 3 (Talk to Hector)**

**Scenes 18+ in Bella's room**

**Stage 4 (Stay at your apartment)**

**Stage 5 (Talk to Hector)**

**Scenes 18+ in Penthouse office**

**Scenes 18+ in your Apartment**

**Stage 6 (Stay at your apartment)**

**Stage 7 (Talk to Muhammad)**

**Interactive with Bella**

## **BELLA story (Differences when choosing "HECTOR SALAZAR...")**

**Stage 3 (Talk to Hector)**

**Stage 5 (Ask outside)**

**Scenes 18+ in your Apartment (Repetition)**

## **NESTOR story**

**Stage 0 (Help Nestor)**

**Stage 1 (Talk with Nestor)**

**Stage 2 (Talk with Nestor)**

**Stage 3 (Talk to Bridjet)**

**Stage 4 (Talk to Nestor)**

**Stage 5 (Go to Bridjet's penthouse)**

**Stage 6 (Go to work at the bank)**

**Scenes 18+ in her Office**

**Scenes 18+ in her Penthouse**

**MARIA story**

**How to open story**

**Stage 0 (Help Maria)**

**Stage 1 (First choice: continue to pursue Maria)**

**Stage 1 (Second choice: make friends with Diego)**

**Scenes 18+ in Gateway**

**Scenes 18+ in cheap apartment**

**Stage 2 (Speak with Maria)**

**Stage 3 (Go to the lake)**

**Stage 4 (Go to the gateway)**

**Stage 5 (Speak with Maria)**

**Stage 6 (Speak with Gina)**

**Stage 7 (Speak with Maria)**

**Stage 8 (Talk with Diego)**

**Stage 9 (Talk with Maria)**

**Stage 10 (Scenes 18+)**

**Scenes 18+ on the lake**

**Scenes 18+ in MC house**

**Scenes 18+ in her room**

**Interactive with Maria**

**Scenes 18+ in MC house**

**CATALINA story**

**Stage 0 (Spend time with Catalina)**

**Stage 1 (Spend time with Catalina)**

**Stage 2 (Meet Catalina at the bank)**

**Stage 3 (Spend time with Catalina)**

**Scenes 18+ in Cafe**

**Stage 4 (Meet Catalina at the bank)**

**Scenes 18+ in the Bank**

**MARTHA story**

**FRANCISKA story**

**Stage 0 (Speak with Franciska)**

**Stage 1 (Speak with Pedro)**

**Stage 2 (Go to the Locker room)**

**Stage 3 (Speak with Pedro)**

**Scenes 18+ in the Locker room**

**JENNIFER story**

**ADRIANA story**

**Stage 0 (Pay attention to Adriana)**

**Stage 1 (Talk to Adriana)**

**Stage 2 (Bring Adriana doses)**

**Scenes 18+ in Barber shop**

**BRIDJET story**

**Stage 0 (Be at the bank during work hours)**

**Stage 1 (Be at the bank during work hours)**

**Scenes 18+ in her office**

**Stage 2 (Go to Bridjet's penthouse)**

**Stage 3 (Be at the bank during work hours)**

**Interactive with Bridjet**

**GARNETT story**

**Stage 0 (Be at work at the bank)**

**Stage 1 (Be at work at the bank)**

**Stage 2 (Be at work at the bank)**

**Stage 3 (Go to the Garnett apartments)**

**Scenes 18+ in the restaurant**

**ABIGAIL story**

**Stage 1 (Meet Abigail at Barber Shop)**

**Stage 2 (Go to Abigail Apartment)**

**Stage 3 (Go to Abigail Apartment)**

**Stage 4 (Meet Abigail on the Street)**

**Stage 5 (Meet Abigail at Barber Shop)**

**Stage 6 (Go to Abigail Apartment)**

**Scenes 18+ in Abigail Apartment**

**JACQUELINE story**

**KAREN story**

## **RANDOM EVENTS**

**Most of the events randomly appear on the map at random times in the form of hidden labels!!!**

- 1. Event with Mother Death. You will be asked to give money, it is better not to do this, because if you do not give, then your bad characteristics will be manipulated.**
- 2. On Sunday in Nestor house after complete his story.**
- 3. Meeting with Bridget on the street.**
- 4. Event with Robbery. You can be robbed on the street at night**
- 5. Event with Sandra and Bus driver. You will have the opportunity to help Sandra pay for a bus ticket.**
- 6. Event with Sandra and Zeus. The policeman will do something obscene)))**
- 7. Event with Maria and Enrique in city. You can meet them on the bench**

### **Sex with Sandra (2 scene)**

- 8. You can meet Sandra, who is ready to have sex with you for money. You need to be the bum. Enjoy)))**

## **BELLA story**



**You need have NORMALL LOOK**

**Go to LUXURY APARTMENT about 12:00 in weekdays and talk with TEO**



**Choose “YOU’RE PISSING ME OFF, FAT MAN!” after that  
“COME ON! PIECE OF PIG SHIT!!!” and win this fight**

**After that choose “MY NAME IS ...” after that choose anything**

**You open BELLA story**

## **STAGE 1 – MEET BELLA IN THE STORE ON SATURDAY AFTERNOON**

- **You need have NORAMALL LOOK.**
- **Talk to BELLA in the STORE on Saturday afternoon and choose “HEY!” after that “MAYBE WE CAN TAKE A WALK?” after that “BUT I THINK YOUE ARE A VERY ATTRACTIVE WOMAN.” after that choose anything after that choose “WHAT ABOUT YOU? WHO IS YOUR HUSBAND?”**

## **STAGE 2 – TALK TO BELLA ON THE STREET NEAR LUXURY APARTMENT**

- **You need have NORAMALL LOOK.**
- **Go to LUXURY APARTMENT about 12:00 in weekdays and talk with TEO.**
- **Choose “I NEED TO TALK WITH BELLA.” after that “YEA. I THOUGHT ABOUT YOUR SUGGESTION. I WOULD LIKE TO SPEAK TO MR. SALAZAR.”**

## **STAGE 3 – TALK TO HECTOR IN HIS PENTHOUSE ON SATURDAY MORNING**

- **You need have NORAMALL LOOK.**
- **Go to LUXURY APARTMENT in MR. SALAZAR PENTHOUSE on Saturday morning**
- **Choose “...” after that “WHY WOULD I SUDDENLY BELIEVE YOU?” after that “I DON’T WANT TO BE ENEMIES WITH YOU!” after that “I AGREE”**

## **Mr. Salazar fuck Bella (4 angle)**

- **Go to Bella’s room at Saturday at 22:00 and talk with security**

- Choose “WANTED TO CHECK ON MRS. SALAZAR. IS SHE ALL RIGHT?” after that “YOU CAN GO EAT! I WILL REPLACE YOU FOR A WHILE!” after that “TAKE A PEEK WHAT’S UP THERE!”. Enjoy)))

## **STAGE 4 – STAY AT YOUR APARTMENT DURING DAY**

- You need have NORAMALL LOOK.
- Stay at your APARTMENT and wait for the doorbell to ring.
- Choose “OPEN DOOR” after that “YES! OFCOURSE BELLA! CONE IN.” after that choose anything, after that “YES...”

## **STAGE 5 – TALK TO HECTOR IN HIS PENTHOUSE OFFICE**

- You need have NORAMALL LOOK and HUGE BURGER.
- Talk to HECTOR in his PENTHOUSE OFFICE at weekend and choose “GOOD MORNING BOSS...” after that choose anything.

### **Mr. Salazar fuck Bella (2 angle)**

- Talk with security and choose “I DIDN’T MEAN TO! I DON’T WANT PROBLEMS WITH THE BOSS.” after that “I HAVE A COUPLE OF JUICY BURGERS WITH ME GUYS! I CAN SERVE YOU!”
- Find the hidden label next to the computer chair and choose “DOWNLOAD DATA” after that “LOOK AT THEM!”. Enjoy)))

### **Foot job with Bella (2 angle)**

- You need have NORAMALL LOOK.
- Stay at your APARTMENT and wait for the doorbell to ring.
- Choose “OPEN DOOR” after that “YES! OFCOURSE BELLA! CONE IN.” after that choose anything after that “YES!” after that “I WAS HOPING FOR A BIGGER THANK

**YOU FROM A BEAUTIFUL WOMAN LIKE YOU...".  
Enjoy)))**

## **STAGE 6 – STAY AT YOUR APARTMENT DURING DAY**

- **You need have NORAMALL LOOK.**
- **Stay at your APARTMENT and wait for the doorbell to ring.**
- **Choose “OPEN DOOR” after that “YES! OFCOURSE BELLA! CONE IN.” after that choose anything after that “YES...”**

## **STAGE 7 – TALK TO MUHAMMAD ON FRIDAY NIGHT AT THE BUS STOP OUTSIDE THE CITY**

- **You need have NORAMALL LOOK.**
- **Use the bus and be at the bus stop outside the city on Friday at 00:00**
- **Go to POLICE STATION and talk with OFFICER and choose “HI OFFICER!” after that “I NEED TO TALK WITH MARCO” after choose two any phrase except “I KNOW YOU DON’T WORK FOR THEM...” and “I DIDN’T THINK YOU ARE SUCH A FUCKING FAGOT MARCO!” after that choose “I KNOW YOU DON’T WORK FOR THEM...”**
- **Stay at your APARTMENT and wait for the doorbell to ring.**
- **Choose “OPEN DOOR” after that “YES! OFCOURSE BELLA! CONE IN.” after that choose anything after that “YES...”**

## **INTERACTIVE WITH BELLA**

- **Yoga on Sunday morning and look at her in a dress in the afternoon**
- **You can go to Bella’s room at Saturday day (about 12:00) and look at her**

## BELLA story (Differences)



## **STAGE 3 – TALK TO HECTOR IN HIS PENTHOUSE ON SATURDAY MORNING**

- **You need have NORAMALL LOOK.**
- **Go to LUXURY APARTMENT in MR. SALAZAR PENTHOUSE on Saturday morning and choose “...”**

## **STAGE 5 – ASK OUTSIDE FOR MORE INFORMATION**

- **You need have NORAMALL LOOK.**
- **Talk to ARNOLD (It can be at the BUS STOP or in GATEAWAY)**
- **At the first conversation, get to know him. Talk a second time and choose “I NEED TO KNOW SOMETHING...” after that “DO YOU KNOW ANYTHING ABOUT HECTOR SALAZAR’S VILLA?” after that “PAY HIM”**

## **Foot job with Bella (2 angle)**

- **Stay at your APARTMENT and wait for the doorbell to ring.**
- **Choose “OPEN DOOR” after that “YES! OFCOURSE BELLA! CONE IN.” after that choose anything, after that “YES!” after that “I WAS HOPING FOR A BIGGER THANK YOU FROM A BEAUTIFUL WOMAN LIKE YOU...”.**  
**Enjoy)))**

## **NESTOR story**



**Go to BUS STATION after click WAIT BUS**

**Go to NESTOR HOUSE and talk to NESTOR**

**Go to NESTOR HOUSE and talk to Maria**

**You open NESTOR story**

**His mood may change, what can improve it, have a drink with him at his place in the evening!!!**

### **STAGE 0 - HELP NESTOR MAKE PEACE WITH HECTOR**

- **You need have stage 4 with Bella or more (Bella story)**
- **Go to him in the evening and talk.**
- **Choose “I HAVE GREAT NEWS FOR YOU!”**

### **STAGE 1 - TALK WITH NESTOR DURING WORKING DAY AT THE BANK**

- **Wait until Nestor shows up at the BANK**
- **You need a beer**
- **Talk to him and give it to him**
- **We need Bridget to show up**

## **STAGE 2 - TALK TO NESTOR IN THE EVENING AT HIS HOUSE**

- **Just do it**

## **STAGE 3 - TALK TO BRIDGET IN HER OFFICE DURING WORKING DAY**

- **You need stage 1 with Bridget**
- **Wait until Bridget calls you during the working day**
- **Make happiness and intoxication scores >85 then choose "TALK ABOUT..." after that "I HAVE A RICH FRIEND! HE WANTS TO INVEST IN YOUR BANK..."**

## **STAGE 4 - TALK TO NESTOR IN THE EVENING AT HIS HOUSE**

- **Just do it**

## **STAGE 5 - FRIDAY AFTERNOON GO TO BRIDGET'S PENTHOUSE**

- **Just do it**

## **STAGE 6 - GO TO WORK AT THE BANK**

- **Wait until Nestor appears in the BANK on his knees and to him.**

## **Sex with Bridget (3 scence)**

- **After stage 6 go to Bridget's office. Enjoy)))**

## **Bridget's hand job (3 scence)**

- **Go to bridget's penthouse on the night from Saturday to Sunday.**
- **Find the hidden label. Enjoy)))**

## **MARIA story**



**Go to BUS STATION after click WAIT BUS**

**Go to NESTOR HOUSE and talk to NESTOR**

**Go to NESTOR HOUSE and talk to Maria**



## **You open MARIA story**

**00:00 – 7:00 – sleeping**

**07:00 – 11:00 – sit in her room in NESTOR**

**11:00 – 20:00 – stay in NESTOR HOUSE**

**20:00 – 00:00 – sit in her room in NESTOR HOUSE**

**Use cheat to up the relationship with Maria**

## **STAGE 0 - HELP MARIA TO GO AT THE DATE WITH HER BOYFRIEND**

- **Talk to Maria in NESTOR HOUSE, choose “HOW ARE YOU DOING?” after that “CAN I HELP YOU SOMEHOW?” after that “OF COURSE! I WILL HELP”**
- **Talk to NESTOR in NESTOR HOUSE in the evening, choose “WANTED TO TALK TO YOU ABOUT MARIA” (if you want drink with NESTOR choose “WITH PLEASURE BRO!”, else “SORRY! I HAVE SOME MORE THINGS TO DO”)**

**!NESTOR can shoot at the DIEGO, then you will have to repeat all the operations again!**

## **STAGE 1 – TALK WITH DIEGO AT THE GATEAWAY**

- **Go to GATEAWAY and talk with DIEGO when he will be there (use skip time, usually this is evening). You can choose 2 ways, continue to pursue Maria or make friends with Diego to arrange an 18+ party later, but then Maria will never become yours (after a long period of time you will be able to re-start the story with her).**

### **First choice: continue to pursue Maria**

- **Choose “I WANT TO TALK TO YOU ABOUT MARIA” after that “LEAVE MARIA ALONE!”**

## **STAGE 2 – SPEAK WITH MARIA AT HER ROOM**

- **Go to STORE and buy PLUSH TOY**

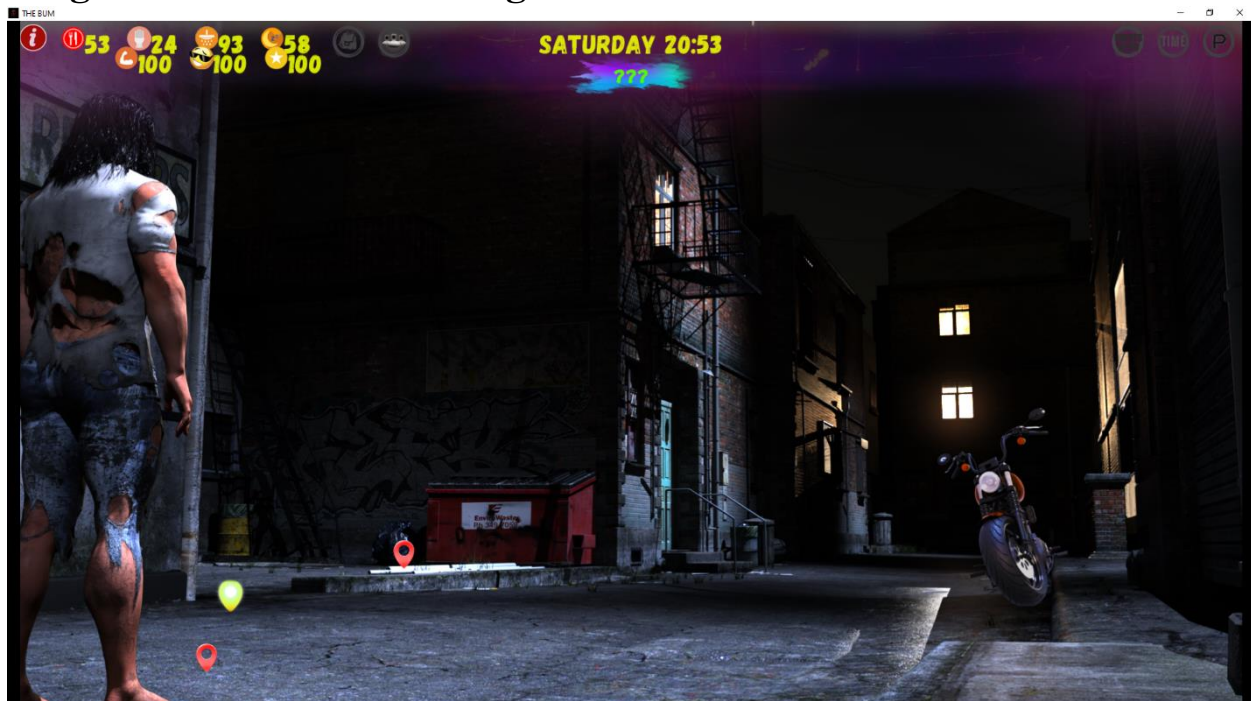
- Go to her room in **NESTOR HOUSE** and talk with her, choose **“I HAVE SOMETHING FOR YOU...”**, after that **“DIEGO IS AN ASSHOLE!”**

### **STAGE 3 – GO TO THE LAKE WITH MARIA**

- You need to be **THE BUM**
- Talk to Maria in **NESTOR HOUSE**, choose **“HOW ARE YOU DOING?”**, after that **“IF YOU WANT, WE CAN TAKE A WALK TOGETHER TO THE LAKE?”**
- Talk to **NESTOR** in **NESTOR HOUSE** in the evening, choose **“WILL YOU LET MARIA GO WITH ME TO THE LAKE FOR A WALK?”**
- Talk to Maria in **NESTOR HOUSE**, choose **“HOW ARE YOU DOING?”**, after that **“ABOUT LAKE”**. The choice doesn't matter until you lie down on a towel. Choose **“SORRY FOR GETTING INTO YOUR RELATIONSHIP WITH DIEGO...”**

### **STAGE 4 – GO TO THE GATEWAY IN THE EVENING**

- Go to the **GATEWAY**
- In the evening, you need to catch the moment when only Diego's bike will be standing and find the hidden button



## **STAGE 5 – SPEAK WITH MARIA AT HER ROOM**

- Go to her room in NESTOR HOUSE and talk with her, choose “I HAVE BAD NEWS FOR YOU... (TELL ABOUT DIEGO AND GINA)”

## **STAGE 6 – SPEAK WITH GINA AT THE GATEWAY**

- Go to the GATEWAY
- Talk with GINA in the evening (you need a lot of money), choose “I WANT TO ASK YOU SOMETHING” after choose “HOW MUCH DO YOU NEED?” after choose “PAY HER” (if this is your first conversation, then choose anything and talk again)

## **STAGE 7 – SPEAK WITH MARIA AT HER ROOM**

- Go to her room in NESTOR HOUSE and talk with her, choose “DID GINA CALL YOU?” after choose “LEAVE IT ME BEAUTY... I WILL DECIDE THE QUESTION WITH DIEGO MYSELF!”

## **STAGE 8 – TALK WITH DIEGO AT THE GATEWAY**

- Go to GATEWAY and talk with DIEGO when he will be there (use skip time, usually this is evening). Choose “I WANT TO TALK TO YOU ABOUT MARIA” after that “I THINK I WARNED YOU BASTARD! ...”. You need to win the fight.

## **STAGE 9 – TALK WITH MARIA AT THE KITCHEN**

- Talk to Maria in NESTOR HOUSE, choose “HOW ARE YOU DOING?”, after that “DIEGO DOESN'T BOTHER YOU ANYMORE?”

## **STAGE 10 – GO TO THE LAKE WITH MARIA OR GO TO THE CAFÉ WITH MARIA**

### **Scenes 18+ on the lake (2 Scenes)**

- You need to be THE BUM

- Talk to Maria in NESTOR HOUSE, choose “HOW ARE YOU DOING?”, after that “IF YOU WANT, WE CAN TAKE A WALK TOGETHER TO THE LAKE?”
- Talk to NESTOR in NESTOR HOUSE in the evening, choose “WILL YOU LET MARIA GO WITH ME TO THE LAKE FOR A WALK?”
- Talk to Maria in NESTOR HOUSE, choose “HOW ARE YOU DOING?”, after that “ABOUT LAKE”. The choice doesn't matter until you lie down on a towel. Choose “MARIA... MAY I ASK AN OBSCENE QUESTION?”.

### Foot job scene (1 angle)

- Choose “DO YOU LIKE FETISH?” after that you can choose anything, after that “MARIA... MAY I ASK AN OBSCENE QUESTION?” after that “I LOVE YOUR PEDICURE!”.  
Enjoy)))
- After that be sure to select “WHY?”

### Ass job scene (2 angles)

- Opens only after Foot job scene
- Go to the beach with Maria again and choose “DO YOU LIKE ANAL SEX” then it doesn't matter what you choose.
- Choose “MARIA... MAY I ASK AN OBSCENE QUESTION?” again, after that choose “ASSJOB IS AMAZING THING!”.  
Enjoy)))
- After that be sure to select “WHY?”

### Scenes 18+ in MC apartment (6 Scenes)

- You need to be NORMAL LOOK and have your apartment.
- Talk to Maria in NESTOR HOUSE, choose “HOW ARE YOU DOING?”, after that “HOW ABOUT GOING TO A CAFE TOGETHER?”
- Talk to NESTOR in NESTOR HOUSE in the evening, choose “WILL YOU LET MARIA GO WITH ME TO THE CAFE TOGETHER?”
- Talk to Maria in NESTOR HOUSE, choose “HOW ARE YOU DOING?”, after that “ABOUT CAFE”. Choose “CAN WE

**DANCE?” after that “TRY TO KISS HER!” after that “CAN WE GO TO MY PLACE?” after choose anything, after choose “DON’T GET ME WRONG, BUT I’M GLAD TO HEAR IT ...” Enjoy)))**

### **Lick toes (1 angle)**

- Choose **“LET ME LICK YOUR BEAUTIFUL TOES...”**
- She will tell you how fast to lick, do it while **MARIA’S SATISFACTION** is less than 21.

### **Lick pussy (1 angle)**

- Choose **“LET ME LICK YOUR PUSSY...”** (MARIA’S SATISFACTION is more than 20)
- She will tell you how fast to lick, do it while **MARIA’S SATISFACTION** is less than 71.

### **Lick ass (1 angle)**

- Choose **“LET ME LICK YOUR ASS...”** (MARIA’S SATISFACTION is more than 70)
- She will tell you how fast to lick, do it while **MARIA’S SATISFACTION** is less than 91.

### **Suck cock (1 angle)**

- Choose **“Suck my cock...”** (MARIA’S SATISFACTION is more than 90)
- Do it while **MARIA’S SATISFACTION** is less than 101.

### **Vaginal sex (3 angle + 3 angle)**

- Choose **“VAGINAL SEX...”** (MARIA’S SATISFACTION is more than 100) after that **“OKEY! I WILL DO WHATEVER YO SAY...”**
- To look from all angles, you need to have vaginal sex with her several times, you won’t be able to do it the first time.

### **Ass fuck (3 angle + 3 angle + 3 angle)**

- Choose **“LEAN YOUR COCK TO HER ASS”** (MARIA’S SATISFACTION is more than 120) after that **“STICK YOUR COCK INTO HER BUTTHOLE!”**.

- From the first time you will never be able to do it, do the same with yourself **MASSAGE OIL**. Choose 5 times “**INSERT A LITTLE**” after that choose 5 times “**INSERT DEEP**” after that choose “**FUCK YER IN THE ASS**”. Enjoy)))

### **Scenes 18+ in her room (2 Scenes)**

- You need **PLUSH TOY** and do all the sex scenes before that.
- Go to her room in **NESTOR HOUSE** and talk with her, choose “**I HAVE SOMETHING FOR YOU...**”, after that “**I’M SURE... YOU DESERVE MORE!**”, after that “**MAYBE I DESERVE AN AWARD TOO?**” ()

### **Vaginal sex (3 angle)**

- Choose “**I WANT TO FUCK YOUR SWEET PUSSY RIGHT NOW!**” (If she refuses, try every day until she agrees). Enjoy)))

### **Ass fuck (3 angle)**

- Choose “**I WANT TO FUCK YOU IN YOUR JUICY ROUND ASS RIGHT NOW!**” (If she refuses, try every day until she agrees). Enjoy)))

### **Second choice: make friends with Diego**

- Choose “**I WANT TO TALK TO YOU ABOUT MARIA**” after that “**COOL CHICK! HAVE YOU ALREADY FUCKED HER?**”
- Help Maria to go with Diego again, then go to **GATEWAY** and find this place.



- 
- Choose **“TALK TO EDDY”** after that **“WILL YOU FIGHT WITH ME?”**

### **Maria suck dick (1 angle)**

- Lose the fight (will result in stage 0). Enjoy)))

### **Sandra suck dick (1 angle)**

- Win the fight and choose **“I WILL FUCK YOUR WOMEN IN THE MOUTH! AND SHE WILL SAVOR EVERY DROP!”** after that choose **“I DON’T NEED YOUR MONEY! I NEED YOUR BEAUTIFUL MOUTH...”**. Enjoy)))

### **Continue**

- Go to **GATEAWAY** and talk with **DIEGO** when he will be there (use skip time, usually this is evening).
- Choose **“I WANT TO TALK TO YOU ABOUT MARIA”** after that **“COOL CHICK! HAVE YOU ALREADY FUCKED HER?”** after that **“CAN WE HANG OUT ALL TOGETHER IN A SERIOUS WAY? I CAN GET STAFF!”**
- Talk to **ARNOLD** (It can be at the **BUS STOP** or in **GATEAWAY**)
- At the first conversation, get to know him. Talk a second time and choose **“I NEED TO KNOW SOMETHING...”** after that **“I NEED TO KNOW WHAT IS THE PASSWORD TO BUY**

**NOW...**” after that **“PAY TO HIM 5\$”** and remember password!!!

- **Go to GATEWAY and find this place**



- **Choose “KNOCK”** after that **“I WANT TO BUY...”** and use password and buy 10 DOSE.
- **Go to CHEAP APARTMENT** at afternoon and find this place



- **Choose “KNOCK THE DOOR”** after that **“SO WHAT? WE HAVE A PARTY? I HAVE EVERYTHING WITH ME!”**



## **Anal sex with Maria (3 angle + 3 angle + 3 angle)**

- **Choose anything you want until you are offered 3 options with whom to fuck**
- **Choose anyone (Everyone has 3 angles of sex and cum). Enjoy)))**

## **INTERACTIVE WITH MARIA**

- **At night you can sneak into her room and look at her while she sleeps (3 different poses)**
- **When you have gone through the story of Maria, she may be in your apartment. When someone comes to you, there will be awkward situations. You can banish her at any time.**

## **Sex with Enrique**

- **You need have stage 10 (Maria is your girlfriend)**
- **Cheat on her with someone you like, as you like from 5 times, better 10**
- **Go to the shower in your apartment and with some probability you will see how she is cheating on you**

**CATALINA story**



**You need have NORMALL LOOK.**

**Go to CAFE on Friday at 00:00 and talk to CATALINA.**

**You open CATALINA story.**

## **STAGE 0 – SPEND TIME WITH CATALINA AT THE CAFE IN THE EVENING ON THURSDAY OR FRIDAY**

- **Go to CAFE on Friday at 00:00 and talk to CATALINA. Choose “CAN I KEEP YOU COMPANY?” after that “I JUST WANTED TO HANG OUT WITH A BEAUTIFUL WOMAN!” after that “LET’S TALK ABOUT...” after that “ARE YOU MARRIED?”.**

## **STAGE 1 – SPEND TIME WITH CATALINA AT THE CAFE IN THE EVENING ON THURSDAY OR FRIDAY**

- **Go to CAFE on Friday at 00:00 and talk to CATALINA. Choose “CAN I KEEP YOU COMPANY?” after that “I JUST WANTED TO HANG OUT WITH A BEAUTIFUL WOMAN!”.**
- **Use “TREAT HER TO WINE” to get her drunk to just below 80. After that talk about all private matters (you need to keep the alcohol level close to 80)**
- **Exceeded the alcohol level (80) then choose “ESCORT HER TO THE LADIES ROOM.” after that choose “RETURN TO THE TABLE AND WAIT FOR HER THERE.” after that “PAY FOR EVERYTHING YOURSELF”**

## **STAGE 2 – MEET CATALINA WHILE WORKING AT THE BANK**

- **You need buy a CHOCOLETE.**
- **Work at BANK and wait until Catalina appears and with her.**
- **Choose “HELLO CATALINA!” after that “I HAVE SOMETHING FOR YOU!” after that “LET ME TAKE YOU**

**TO MRS. BUNCE OFFICE!” after that “HOW ABOUT SPANDING AT THE CAFE TOGETHER AGAIN?”**

### **STAGE 3 – SPEND TIME WITH CATALINA AT THE CAFE IN THE EVENING ON THURSDAY OR FRIDAY**

- **Go to CAFE on Friday at 00:00 and talk to CATALINA. Choose “CAN I KEEP YOU COMPANY?” after that “I JUST WANTED TO HANG OUT WITH A BEAUTIFUL WOMAN!”.**
- **Use “TREAT HER TO WINE” to get her drunk to just below 80. After that talk about all private matters (you need to keep the alcohol level close to 80) and choose “IS YOUR HUSBAND CHEATING ON YOU?” after that “I’M NOT AFRAID...”**

#### **Jerking off on Catalina (2 angle)**

- **Exceeded the alcohol level (80) then choose “ESCORT HER TO THE LADIES ROOM.” after that choose “ENTER!”. Enjoy)))**

### **STAGE 4 – MEET CATALINA WHILE WORKING AT THE BANK**

- **You need buy a CHOCOLETE.**
- **Work at BANK and wait until Catalina appears and with her.**
- **Choose “HELLO CATALINA!” after that “I HAVE SOMETHING FOR YOU!” after that “LET ME TAKE YOU TO MRS. BUNCE OFFICE!”.**

#### **Anal sex with Catalina (5 angle)**

- **Choose “DO YOU LIKE IT LAST TIME?” after that “I WANT TO FUCK YOU IN THE ASS!”. Enjoy)))**

**! After CUM you need to be noticed by BRIDGET!**

## FRANCISKA story



You need to get a job at a BANK.

You open FRANCISKA story

## STAGE 0 – SPEAK WITH FRANCISKA DURING WORKDAY IN THE BANK

- Talk with her during workday in the BANK and choose “MAY I ASK A PERSONAL QUESTION?” after that “DO YOU HAVE A BOYFRIEND?”

## STAGE 1 – SPEAK WITH PEDRO DURING WORKDAY IN THE BANK

- You need talk with FRANCISKA during workday in the BANK when she's standing booty to you and choose “LIFT HER SKIRT”
- Talk with PEDRO during workday in the BANK and choose “TALK...” after that “AGREED PEDRO!”
- Talk again with FRANCISKA during workday in the BANK when she's standing booty to you and choose “LIFT HER SKIRT”

## STAGE 2 – GO TO THE LOCKER ROOM AFTER A DAY AT THE BANK

- Go to the LOKER ROOM at the BANK during workday at 18:00 and choose “TAKE A PEEK!”

## STAGE 3 – SPEAK WITH PEDRO DURING WORKDAY IN THE BANK

- You need have NORMALL LOOK.
- Talk with PEDRO during workday in the BANK and choose “HOW ABOUT THREESOME WITH FRANCISKA!” after that “THEN I WON'T HELP YOU ANYMORE!”
- Repeat STAGE 1

## **Sex threesome with Franciska (2 angle)**

- **Go to the LOKER ROOM at the BANK during workday at 18:00 and choose “TAKE A PEEK!”. Enjoy)))**

## ADRIANA story



**Go to BARBER SHOP in SHOPPING AREA and talk with ADRIANA.**

**You open ADRIANA story**

### **STAGE 0 – PAY ATTENTION TO ADRIANA WHILE USING THE BARBERSHOP**

- **You need have NORMALL LOOK and talk to ADRIANA. Choose “USE SERVICES (HANDSOME +)” after that “PAY HER \$!” after that “I LIKE YOU TOO ADRIANA... (TOUCH**



**HER THIGH)” after that “YOU SAD WE’LL TALK LATER” after that “HE IS LUCKY!” after that “IF YOU WANT, I CAN GET IT FOR YOU AND FOR YOUR BOYFRIEND...”**

## **STAGE 1 – TALK TO ADRIANA AFTER BARBERSHOP SERVICES**

- **If you haven't spoken to her after the service, follow stage 0**

## **STAGE 2 – BRING ADRIANA DOSES OR DRUGS**

- **You need have DOSES and NORMALL LOOK.**

## **Pussy fuck Adriana (1 angle)**

- **Go back to “YOU SAD WE’LL TALK LATER” after that “ABOUT WHAT WE TALKED EARLIER...” after that “TAKE HER BY FORCE!”. Enjoy)))**

# BRIDJET story



To get a job at a BANK. And have stage 2 with Garnett.

You open **BRIDGET** story.

## **STAGE 0 – BE AT THE BANK DURING WORK HOURS (REQUIRES A NORMAL LOOK)**

- Wait until Bridget calls you during the working day

## **STAGE 1 – BE AT THE BANK DURING WORK HOURS (REQUIRES A NORMAL LOOK)**

- Wait until Bridget calls you during the working day
- Make happiness and intoxication scores >85 then choose "TALK ABOUT..." after that "PERSONAL QUASTION..." after that "DO YOU LIKE FELISH?"

## **Lick foot (3 scenes)**

- Choose "I LOVE YOU BRIDGET! YOU ARE MY QUEEN" after that "TAKE HER FOOT!" Enjoy))) (Do as she says)

## **STAGE 2 – GO TO BRIDGET'S PENTHOUSE ON A WEEKEND MORNING TO TALK TO HER ABOUT WORK (REQUIRES A NORMAL LOOK)**

- Wait until Bridget calls you during the working day
- Make happiness and intoxication scores >85 then choose "TALK ABOUT..." after that "ABOUT WORK(...)" after that "I NEED MONEY...". She will tell you to come to her on the weekend.
- Go to new apartment and choose "ABOUT WORK..." after that "YES! I WILL DO IT!"
- She will tell you to pick up the parcel from the POLICE STATION at a certain time (remember this time) and return to her in the afternoon. Do it.
- Talk with Zeus and choose "HI OFFICER!" after that "PACKAGE...". Go back to Bridget.


## **STAGE 3 – BE AT THE BANK DURING WORK HOURS (REQUIRES A NORMAL LOOK)**

- **Go to Garnett on weekend and talk with her.**
- **Choose “MAYBE WE SHOULD TALK?” after that “WHY DOES BRIDGET HATE ENRIQUE SO MUCH?” after that “I’M INTERESTED...”**
- **Wait until Bridget calls you during the working day**
- **Make happiness and intoxication scores >85 then choose “TALK ABOUT...” after that “PERSONAL QUASTION...” after that “ABOUT ENRIGUE...” after that “GARNETT TOLD ME EVERYTHING...” after that “I’LL DO ANYTHING FOR YOU...”**

## **INTERACTIVE WITH BRIDGET**

- **You can enter her office (go through Catalina as told and enter the office until you see bridget's naked ass. Choose “WHAT AN APPETIZING ASS YOU HAVE!” after that “I CAN’T LIE TO YOU... YOU ARE A VERY ATTRACTIVE WOMAN...” after that “YES! I HAVE A BIG DICK!”)**
- **After passing Nestor you will open 2 sex scenes (this will be discussed in the passage of Nestor)**
- **You may accidentally meet her on the street**

# GARNETT story



**You need to get a job at a BANK and have NORMALL LOOK.**

## **Job at a BANK**

**To get a job at a BANK you need to be THE BUM and have reputation FRANCISKA.**

**Go to the BANK and talk to MANAGER. To gain a reputation, you need to choose “GRAB HER ASS!” after that “GO TO HELL FUCKER!” after that “FIGHT!” and win this fight.**

**After that talk one more time and choose “I WOULD LIKE TO GET A JOB IN THIS BANK” after choose anything. When will FRANCISKA leave you choose “KNOCK” until you 're let in.**

**Now you have a job at the BANK, it starts at 8:00 to 19:00.**

## **Continue**

**You need have NORMALL LOOK and work at the BANK while BTIDJET calls you.**

**Be sure to choose “KNOCK” until you 're let in. After that choose “CONTINUE...” after that “YES...” after that “CONTINUE...” after that “...” after that “RICKY MARTIN WILL COME WITH ME.”. Win this fight and choose “DON’T BE MAD AT ME GARNETT. I JUST DID MY JOB.”**

**You open GARNETT story and we have moved to the stage 1.**

## **STAGE 0 – BE AT WORK AT THE BANK**

- **If it's the first time you've done something different from passing, then just repeat everything correctly**

## **STAGE 1 – BE AT WORK AT THE BANK**

- **Also get to the moment when you find yourself at home at GARNETT and choose “YOU WILL GO OUT WITH ME.”. Win this fight and choose “DON’T BE MAD AT ME GARNETT. I JUST DID MY JOB.”**

## **STAGE 2 – BE AT WORK AT THE BANK**

- Also get to the moment when you find yourself at home at GARNETT and choose “CAN WE HAVE DINNER TOGETHER SOMETIME?” after that choose “IF YOU GIVE ME A CHANCE, I WILL TRY NOT TO DISAPPOINT YOU!”

## **STAGE 3 – GO TO THE GARNETT APARTMENTS ON THE WEEKEND**

### **Lick pussy (3 angle)**

- You need about 10000\$!!!
- Go to LUXURY APARTMENTS on the weekend and choose “GARNETT APARTMENT”
- Talk to GARNETT and choose “MAYBE WE SHOULD TALK?” after that “SHALL WE HAVE DINNER TOGETHER TONIGHT?” after that “OKAY...” after choose anything, after that “BEAUTIFUL(CONTINUE)...” after that “CONTINUE...”
- Choose “ORDER GARNETT THE MOST EXPENSIVE CHAMPAGNE” until GARNETT DRUNK and GARNETT HAPPY are 100.
- Choose “TALK ABOUT...” after that “MAY ASK YOU PERSONAL QUASTION?” after that “DO YOU WANT A RELATIONSHIP?”
- Choose “ORDER GARNETT THE MOST EXPENSIVE CHAMPAGNE” until GARNETT DRUNK and GARNETT HAPPY are 100.
- Choose “TALK ABOUT...” after that “MAY ASK YOU PERSONAL QUASTION?” after that “I WANT TO BE YOUR DOG GARNETT...” after that “UNDRESS”. Enjoy)))
- GARNETT will tell you how fast to lick after that you need choose “PAY FOR EVERYTHING YOURSELF”

# ABIGAIL story





**You need have NORMALL LOOK.**

**Go to the BUS STATION in the morning and talk with Abigail (appears randomly).**

**Choose “HEY!” after that “MY NAME IS ...” after that “I JUST COULDN’T GET PAST... YOU ARE VERY BEAUTIFUL.”**

**You open ABIGAIL story**

## **STAGE 1 – MEET ABIGAIL AT BARBER SHOP**

- **You need have NORMALL LOOK.**
- **Go to the BARBER SHOP talk with Abigail (appears randomly)**
- **Choose “HEY!” after that “I DIDN’T FINISH LAST TIME... MAYBE WE CAN GO SOMEWHERE TOGETHER?” after that “OKEY! WITH PLEASURE!” after that choose all except “CONTINUE(SKIP WALKING)” after that choose “CONTINUE(SKIP WALKING)” after that “SO CAN WE GO TO A CAFE TOGETHER?”**

## **STAGE 2 – GO TO ABIGAIL APARTMENTS ON WEEKENDS AND GO TO THE CAFE WITH HER**

- **You need have NORMALL LOOK.**
- **Go to the LAXURY APARTMENT on Weekends and go to ABIGAIL APPARTMENT**
- **Choose “HOW ABOUT CUP OF TEA?” after that “COME TO HER.” after that “HELP HER!” after that “SO WHAT? ARE WE GOING TO A CAFE TOGETHER TODAY?” after that choose anything before coming to the CAFE**
- **You need ABIGAIL DRUNK and HAPPY must be more than 70 (you should drink and compliment and give presents) after that choose “TALK ABOUT...” after that “TELL ME ABOUT YOURSELF...”**

## **STAGE 3 – GO TO ABIGAIL APARTMENTS ON WEEKENDS**

- **You need have NORMALL LOOK.**

- Go to the **LUXURY APARTMENT** on Weekends and go to **ABIGAIL APARTMENT**
- Choose **“HOW ABOUT CUP OF TEA?”** after that **“COME TO HER.”** after that **“HELP HER!”** after that **“YOU NEVER TOLD ME HOW YOU KNOW EVERYTHING ABOUT ME?”**

## **STAGE 4 – MEET ABIGAIL ON THE STREET NEAR THE BUS STATION**

- You need have **NORMAL LOOK.**
- Go to the **BUS STATION** in the morning and talk with Abigail (appears randomly).
- Choose **“HY ABIGAIL!”** after that **“APOLOGIZE TO HER”**

## **STAGE 5 – MEET ABIGAIL AT BARBER SHOP**

- You need have **NORMAL LOOK.**
- Go to the **BARBER SHOP** talk with Abigail (appears randomly)
- Choose **“HEY!”** after that **“I DIDN’T FINISH LAST TIME... MAYBE WE CAN GO SOMEWHERE TOGETHER?”** after that **“OKEY! WITH PLEASURE!”** after that choose all except **“CONTINUE(SKIP WALKING)”** after that choose **“CONTINUE(SKIP WALKING)”**

## **STAGE 6 – GO TO ABIGAIL APARTMENTS ON WEEKENDS AND GO TO THE CAFE WITH HER**

- You need have **NORMAL LOOK.**
- Go to the **LUXURY APARTMENT** on Weekends and go to **ABIGAIL APARTMENT**
- Choose **“HOW ABOUT CUP OF TEA?”** after that **“COME TO HER.”** after that **“HELP HER!”** after that **“SO WHAT? ARE WE GOING TO A CAFE TOGETHER TODAY?”** after that choose anything before coming to the **CAFE**
- You need **ABIGAIL DRUNK** must be red and **ABIGAIL HAPPY** must 100 (you should drink and compliment and give

presents) after that choose “I THINK IT’S TIME FOR US TO GO!” after that “PAY FOR EVERYTHING YOURSELF”

### **Jerking off with Abigail (3 angle + 3 angle)**

- **Win the fight (appears randomly)**
- **Choose “KISS HER...”. Enjoy)))**