

# **Walkthrough**

## **Demon's Servant**

**V0.13**

Each text has a hyperlink that takes you to that part of the PDF.

# Index

Main Story

Quest:A fun night

Quest: Corrupted forest

Unknown event bathing

Clothing store clerk (Tsuruya)

Quest:Money Problems

Quest:Fake rich

Hikari

Sano

Hana

Yuri

Ibuki

Yuhara

Saito

Tsuruya

Store Clerk(Shopgirl)

Runner Girl

Rape of the girls in  
the bench

Hirada

Kouhira and  
Futaba

# Main Story:

- 1-We must help the grandfather who is under the store and next to the tavern.
- 2-After this event go to the park (Tuesday, Saturday)



# Main Story:

- 3-Go talk to Yuka and ask her for help (you will need at least 20 poits of Evil).
- 4-Go to the store and buy [The Herbalist's book](#).
- 5-Go back home and interact with the book.
- 6-Go to the closet and interact with it.





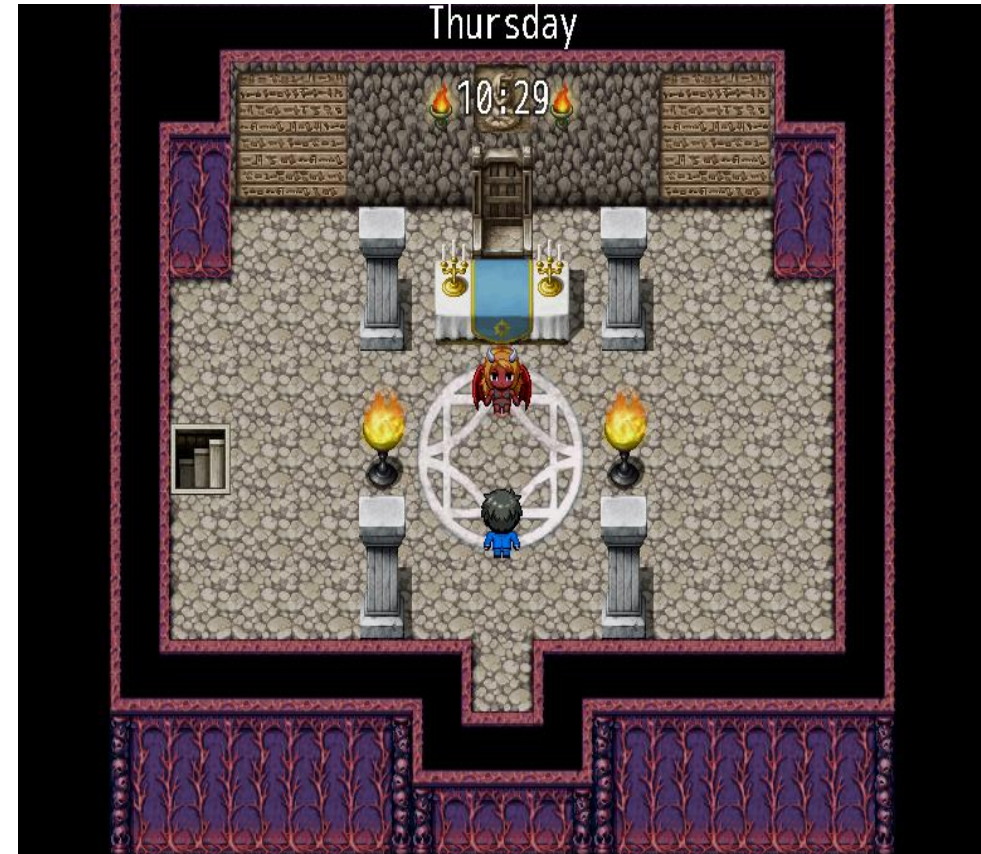
# Main Story:

- 7-Equip the **sword** and go to the forest.
- 8-Kill carnivorous plants until you get **10 spores**.
- 9-Talk to the forest fairy (It will have appeared once you have obtained the **10 spores**).
- 10-Go to the part of the forest that has a waterfall and interact with the altar.



# Main Story:

- 11-Go back to Yuka and ask for her help.
- 12-Get 50 points of Evil and 500 of Gold and go to the demon mercader in your house.
- 13-Enter the portal and talk to the merchant demon.
- 14-Go into the room to your right.
- Last-With this you will have unlocked the place of rituals and for now the end of the main story.





# Quest: A fun night

- 1-We must help the grandfather who is under the store and next to the tavern.
- 2-After this event go to the park (Tuesday, Saturday)

**Warning: Once Sano is corrupted this quest can no longer be performed.!!**



# Quest: A fun night

- 3-Go talk to Yuka and ask her for help (you will need at least 20 poits of Evil).
- 4-Go to the store and buy The Herbalist's book and one Container.
- 5-Go back home and interact with the book.
- 6-Go to the closet and interact with it.





# Quest: A fun night

- 7-Equip the **sword** and go to the forest.
- 8-Kill carnivorous plants until you get **10 spores**.
- 9-Go back home and interact with the book.
- 10-Get the **mask** by talking to the smuggler. (**20 Gold** will be needed)
- Last-Go to the fountain park at night.(20:00-0:00)



# Quest: Corrupted forest

- 1-We must help the grandfather who is under the store and next to the tavern.
- 2-After this event go to the park (Tuesday, Saturday)





# Quest: Corrupted forest

- 3-Go talk to Yuka and ask her for help (you will need at least 20 poits of Evil).
- 4-Go to the store and buy [The Herbalist's book](#).
- 5-Go back home and interact with the book.
- 6-Go to the closet and interact with it.





# Quest: Corrupted forest

- 7-Equip the **sword** and go to the forest.
- 8-Kill carnivorous plants until you get **10 spores**.
- 9-Talk to the forest fairy (It will have appeared once you have obtained the **10 spores**).
- 10-Go to the part of the forest that has a waterfall and interact with the altar.



# Quest: Corrupted forest

- 11-Go back to Yuka and ask for her help.
- 12-Get **50 points of Evil** and **500 of Gold** and go to the demon mercader in your house.(You get the orb of corruption)
- 13-Go back to the altar and interact with it.
- Last-If you place **25 Corruption** you can have a scene when talking to the fairy.



# Unknown event bathing

- 1-Go to the entrance of the nara forest on Monday, Wednesday, Friday and Sunday. (From 9:00 to 18:00)
- Last-If you put **80 Corruption** you can have a scene more with it.





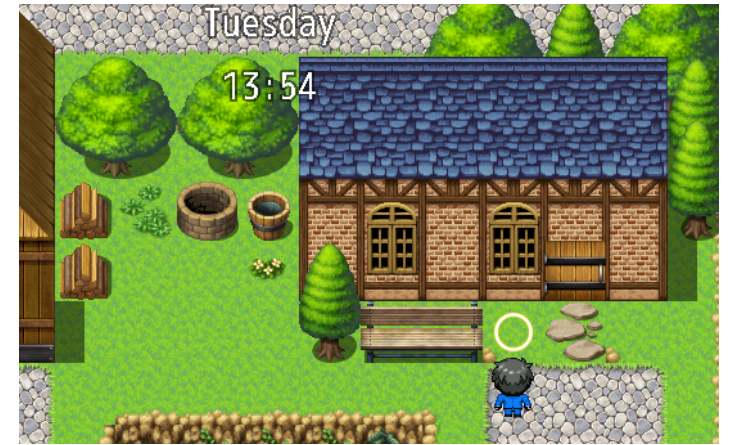
# Clothing store clerk (Tsuruya)

- 1-Once you unlock the merchant demon you can talk to Tsuruya front of the clothing store.
- 2-Go to the nara forest and complete the mission.
- 3-Go talk to Tsuruya and give him **the Commodity**.
- Last-Go into the clothing store and talk to her.



# Quest: Money Problems

- 1-Head to the house above the tavern on the right on days (Monday, Tuesday, Friday).
- 2-Go back home and ask Yuka for help.
- 3-Go to the book of enchantments and unlock **DeathSound**. (It will cost **40 points of Evil**)
- 4-Go back to the house and interact with the event on the floor.





# Quest: Money Problems

- 5- Wait 5 days.(Take advantage of buying the mask if you don't have it)
- 6-Go back to the house and knock on the Yushiro door.
- 7-From this moment you can have scenes with Yushiro for money the days (Thursday, Saturday,from 20:00-0:00),next to his house.
- 8-Every Sunday you will be able to get 200 of Gold, which you can take behind the restaurant.






# Hana

- 1-Must pass 4 days and have **20 points of Evil** for it to appear once we go to sleep.
- 2-Once we have met her we will have to talk to her and give her **30 points of Corruption**. (You learn the **Eyes of Lust** skill)
- Last-When we have given it **50 points of Corruption**, it will return to its normal form.



# Hikari

- 1- The event will jump when we are at home between 20:00-0:00 and pass 8 days and have **50 points of Evil**. (You learn the Swords of evil skill)
- Last-Once this event is over we can go see Hikari in the dungeon, to access it you have to go down to the ritual place and go down the stairs.



# Sano

- 1-We must help the grandfather who is under the store and next to the tavern.
- 2-Help grandfather in the tavern on days (Monday, Wednesday, Saturday, Sunday), up to 5 times.
- 3-An event would have appeared, then buy wine and go back to talk to grandfather and drink with him.
- 4-Ask the police for help.





# Sano

- 5-Wait 3 days and return to the tavern again.
- 6-Talk to Yuka in the ritual room.
- Last-Go back to the tavern and talk to her.



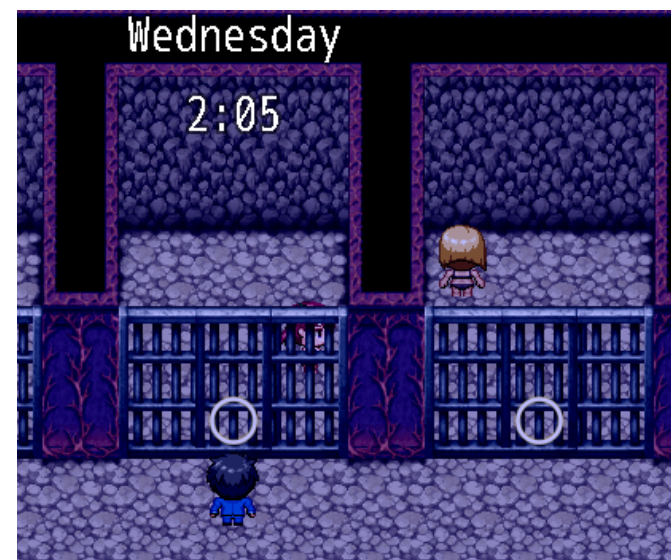
# Quest: Fake rich

- 1-Once Sano is corrupted, we wait 3 days and we return to the tavern.
- 2-An event would have appeared and let's talk to Sano. (You get the Badge of the rich)
- 3-Go talk to Tomono.(You will need 350 of Gold)
- 4-Go talk to Arfax. (You will need 100 of Gold)  
(You get the Cognitive contract)
- 5-Talk to Yuka in the ritual room.
- Last-Go talk to Tomono.(You will need 300 of Gold)



# Yuri

- 1-Go to the Nara forest and activate her event, don't pay and defeat her.(This event will appear once we finish the mission Clothing Store Clerk (Tsuruya)).
- 2-Go talk to Arfax (You need 200 of Gold) and learn skill Teleport with Yuka(50 points of Evil)
- 3-Come back again and defeat her again.





# Ibuki

- 1-We must help the grandfather who is under the store and next to the tavern.
- 2-Help grandfather in the tavern on days (Monday, Wednesday, Saturday, Sunday), up to 4 times.
- 3-Go to the forest and talk to the fairy the days (Monday, Tuesday, Thursday, Sunday), we will do it a maximum of 3 times until it stops taking effect.



# Ibuki

- 4- We will use the **Eyes of Lust** skill on her until I let you accept the demonic contract., we get this skill on Hana's route.
- Last-Go talk to Yuka and then go talk to Sano.(He must be corrupted to be able to follow the route)



# Store Clerk (Shopgirl)

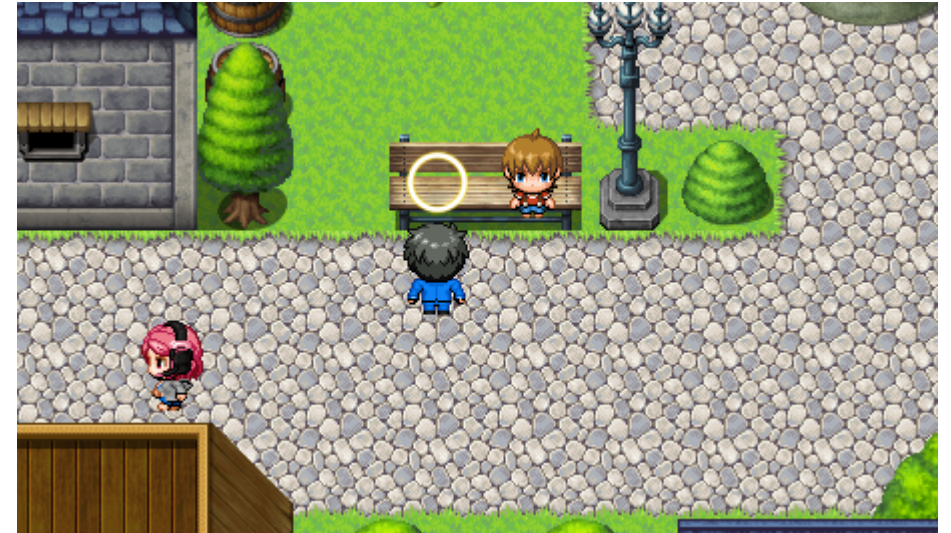
- 1- Go to the shop and talk to the shop assistant once you have the **Eyes of Lust** skill.
- Last- Once this is done several times, an event will jump when we enter the store.(Monday, Thursday from 9:00-18:00)





# Runner Girl

- 1- Go to the bench next to the fountain park on days (Tuesday, Wednesday, Friday, Sunday from 6:00-18:00)
- Last- Learn the **Bye Clothes** skill in the enchantment book and reactivate the event on the bench.(Will cost 25 points of Corruption)



# Rape of the girls in the bench

- 1- Buy the weapon and the mask from the smuggler.(Cost 225 Gold)
- Last-Go to the bench and interact with them.  
(Every day from 20:00-0:00)



# Yuhara

- 1- Go to the tavern and talk to her the days (Tuesday, Wednesday, Friday, Sunday) and win the full minigame.
- Last- You can repeat this as many times as you want, but the first time you do it you will get the [keys house yuhara](#), these will allow you to enter their house at night and perform scenes with them while they sleep.(Every day 0:00-7:00)(You will need to have the [mask](#))





# Saito

- 1- To achieve this path, we must have Hana in her real form and have interacted with the bank event.
- 2-After about 2 days, an event will appear where Hana will talk to you and you can ask her for help (This event will appear if you sleep at home).
- Last-At this moment you will have an option to talk to her and have her help you, after asking her for help about three times you will get the final event for Saito to be your slave.(Every time you ask for help it will cost you 20 corruption points.)



# Hirada

- 1-Once Sano, Ibuki and Tomono have been corrupted, when you enter the tavern again, an event will appear which tells you to talk to Tomono.
- 2-We will have to steal the key from Hirada in the store, in addition to buying the demonic contract from Arfax, after this we will speak again with Tomono.
- Last-He will tell us that we have to talk to Yuka, we talk to Yuka and we talk to her again.



# Kouhira and Futaba

- 1-You have to talk to the mayor and see the Hikari kidnapping event, then go to the town hall there will skip an event with Kouhira.
- 2-Once this event has passed, go to the door on the left and you will enter a police station, there you talk to the girl at the reception, she will give you the **Futaba Diary** (You will need the **Eyes of Lust** skill).





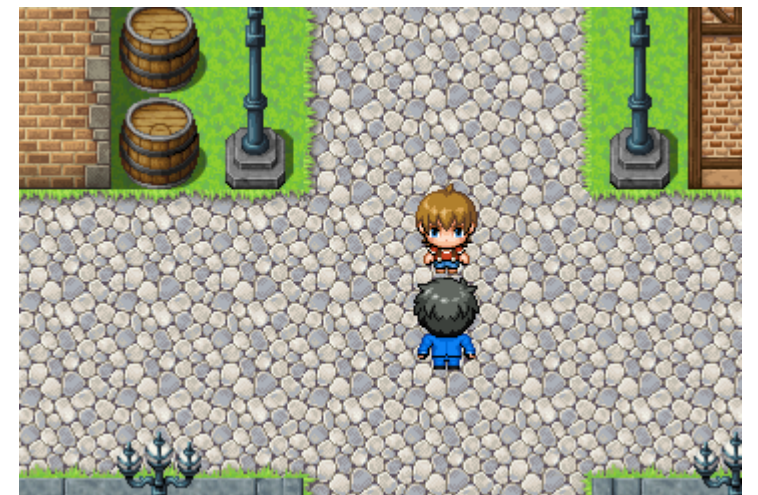
# Kouhira and Futaba

- 3-After getting **Futaba Diary** you have to do several things:
- Go to the nara forest and interact with the forest house.
- Create the **Nocaut**.
- 4-At night you must go near the tavern and interact with the dog, once this is done you can talk to Futaba to continue the path.



# Kouhira and Futaba

- 5-Once that event happens we will have to torture Futaba until she won't let us anymore. Once this happens we will return to the city and interact with the man near Yushiro's window. [\(You will get the camera\)](#)
- 6-Once we have the camera we will have to return to Futaba, after interacting with her we have to return to the town and another event will occur.





# Kouhira and Futaba

- 7-After this event, we will have to go to the barrel in the fountain park and interact with it..
- 8-Once step 7 is done we will have to talk to the boy in front of the town hall. (We will need 100 gold)
- 9-After talking and paying the boy we will have to go to the bathroom and interact with the bathroom event between the hours (7:00 and 11:00)





# Kouhira and Futaba

- 10-Once the event has passed we will have to talk to the child again..
- Last-After this, we must go to the tavern alley and interact with the event. (You will need the [mask](#))



# Tsuruya

- 1- Once you have broken the seal of the forest and have met the demon mercader, go to the shop located next to the tavern, there will be a girl in front of you, we will talk to her.
- 2- Go to the forest, go towards the place of the seal, we will skip an event in which we have to fight against enemies, these will give us what Tsuruya was looking for (You will get the Commodity), once defeated, return to her and interact with her.



# Tsuruya

- 3- Enter the store and interact with it again, here we will help she with the move .
- 4- After doing so, come to Sano or Ibuki and interact with her again.
- 5- Go home and talk to Hana (**She must be in her true form**).
- 6- After talking to Hana and completing Kouhira's path, a boy will appear next to the house, we will talk to him.





# Tsuruya

- 7- After that event, we wait 2 days and another event will skip, after this we will go to the side of the store and interact with the event.
- Last- At this point the only thing left to do is wait, although you can go daily and see how the corruption evolves.

