

Hi everyone. I just wanna say thank you for downloading this Guide, as well as the people who have been helping me making this guide, and the Devs approving this guide. This is the first time im making guide, so if the design isn't that well appealing, or the placement kind of odd, you can send me your critique and/or suggestions so I can improve when im making another guide. You also can request for this guide in future update via discord DMs Discord : Scylen#2212 So...

!! Welcome, to the **School Of Love : Clubs** Guide !!

This guide contains all the information you need to make 100% completion in the current update (0.1.8). so quick few notes before we come to the index.

- Location that doesn't have corresponding name on whose it, by default is either MC's or School's. (ex: Living room = MC's Living Room, Angelica's Living Room = Her living room, pronouns refer to the corresponding character.)
- As for actions if there's a same action that you can do in different areas, each one counts as one, so you need to do the same action on both locations.
- Nowhere means that character at that time cannot be found anywhere on the map. And that character indicator doesn't appear anywhere. (if you managed to find it, but the table says nowhere, please tell me about it.)
- As for cards and certain items, I have provided some pictures to aid you along finding stuff to make it easier.
- About level. There are some parts unlocked when you're in the middle of the event, and after you leveled up which means you have done the event. So to make it clear, "... Event for Lv. .." means this thing is unlocked when you are still doing the event on that level to get to the next one. "Required Lv. ..." it means you have to reach that level to unlock it. "For ... event Lv" That means that item can be used for later for the event to upgrade relationship.
- As for the new scenes that were added in 0.1.8. Those parts will be highlighted in **Yellow colour**.
- As for the previous scene that was in 1 version below will be highlighted in **Light Blue colour**.

As for Sections that are provided in this Guide are

1. Character = This contains each character **Schedules throughout the week, Specials, Actions, Dates, Gallery, and Spend Times**.
2. Secret Stash = This contains **each card from 1 to 72, its location, Pictures on where to locate it, and the hint descriptions**.
3. Extra = This contains **special objects (notepad on your laptop), "Other" galleries, Club Tasks, and easter eggs**.
4. Items = This contains items throughout the game. When to use it, where to find it, price of items (if its sold).

And that's all for the notes. Hope this guide can help you along your playthrough and you can use index to help you travel through the pages of this guide. Have Fun.

Index

Characters :



[Katie](#)



[Hana](#)



[Irina](#)



[Mia](#)



[Teresa](#)



[Elena](#)



[Jina](#)



[Katarina](#)



[Sue](#)



[Angelica](#)



[Natalie](#)



[Lumin](#)



[Rosetta](#)



[Emma](#)



[Cindy](#)



[Rachel](#)



[Moon](#)



[Sena](#)



[Clover](#)



[Petra](#)

Extras :

- [Club Tasks](#)
- [Easter eggs](#)
- [Special Object](#)
- [Other Specials](#)
- [Other Galleries](#)

Secret Stash

Items :

- [Wishlist Items](#)
- [Craftable Items](#)
- [Key Items](#)
- [Realm Of Heat Items](#)
- [Cindy's Shop Items](#)
- [Moon's Shop Items](#)

Characters

Katie

	Morning	Noon	Afternoon	Evening	Night
Monday	Class 1-C	Coyote Club	Cafeteria	Bathroom	Living Room
Tuesday	Class 1-C	Coyote Club	Cafeteria	Guest Room	Living Room
Wednesday	Class 1-C	Coyote Club	Nowhere	Bathroom	Katie's Room
Thursday	Class 1-C	Coyote Club	School Entrance	Guest Room	Living Room
Friday	Class 1-C	Coyote Club	Cafeteria	Guest Room	Living Room
Saturday	Kitchen	Mall	TV Room	Bathroom	Katie's Room
Sunday	Kitchen	Mall	TV Room	Guest Room	Katie's Room

Specials:

- "Join Her" – When Katie is in the **Bathroom** (Required Lvl. 5)
 - "Wake Her Up" – When Katie is in **Katie's Room** at **Midnight** (Required Lvl. 6)
 - "Take Her Clothes Off" – When Katie is in **Katie's Room** at **Midnight** (Required Lvl. 4)
-
-

Actions:

- "Hug Her" – When Katie is either in **Living Room** or **Guest Room** (No Requirements)
 - "Kiss Her" – When Katie is either in **Living Room** or **Guest Room** (Required Lvl. 5 / Required Lvl. 4)
 - "Slap Her" – When Katie is in **Living Room** (Required Lvl. 6)
-
-

Date:

- When Katie is in the **Kitchen**, you can ask her for date (No Requirements)
-
-

Others:

- There's a chance at Morning on Weekdays, Katie will come to your room (Required Lvl. 5)
-
-

Gallery :

- 01 – Unock when Katie reach Lvl. 3
 - 02 – Unock when you have done Katie Task 4 in **Coyote Club**
 - 03 – Unock when Katie reach Lvl. 4 (When you go at night to her room to be exact)
 - 04 – Unock when Katie reach Lvl. 5
 - 05 – Unock when Katie reach Lvl. 6
 - 06 – Unock when you have done “Join Her” Special
 - 07 – Unock when you have done Glory Hole with Katie
 - 08 – Unock when Katie has assault in the morning (See **Others** section)
 - 09 – Unock when you have done “Wake her up” Special
-
-

Spend Time :

- Morning : ---
 - Noon : Coyote Club.
 - Afternoon : School Entrance.
 - Evening : Guest Room.
 - Night : Katie’s Room, Living Room.
-
-

Hana

	Morning	Noon	Afternoon	Evening	Night
Monday	Living Room	Mall	Living Room	Guest Room	TV Room
Tuesday	House Entrance	Bathroom	Hana's Room	Kitchen	TV Room
Wednesday	Living Room	Mall	Living Room	Guest Room	TV Room
Thursday	House Entrance	Mall	Hana's Room	Kitchen	TV Room
Friday	Living Room	Bathroom	Kitchen	Hana's Room	TV Room
Saturday	House Entrance	Mall	Kitchen	Guest Room	TV Room
Sunday	Living Room	Mall	Kitchen	Living Room	TV Room

Specials:

- "Handjob" – When Hana is in the **Guest Room** (Required Lvl. 6)
- "Blowjob" – When Hana is in the **Bathroom** (Required Lvl. 7)
- "Wake Her Up" – When Hana is in **Hana's Room** at **Midnight** (Required Lvl. 7)
- "Take Her Clothes Off" – When Hana is in **Hana's Room** at **Midnight** (Required Lvl. 4)

Actions:

- "Hug Her" – When Hana is either in **Hana's Room** or **Kitchen** (No Requirements)
- "Kiss Her" – When Hana is either in **Hana's Room** or **Kitchen** (Required Lvl. 5)
- "Slap Her" – When Hana is in **Hana's Room** (Required Lvl. 7)
- "Show Your Dicc" – When Hana is in **Hana's Room** or **Kitchen** (Required Lvl. 7)

Date:

- When Hana is in the **Living Room**, you can ask her for date (Required Lvl. 7)

Others:

- There's a chance at midnight Hana will come to your room (Required Lvl. 7)
-
-

Gallery :

- 01 – Unlock when Hana reach Lvl. 2
 - 02 – Unlock when Hana reach Lvl. 5
 - 03 – Unlock when Hana reach Lvl. 6
 - 04 – Unlock when Hana reach Lvl. 7
 - 05 – Unlock when you have dated Hana
 - 06 – Unlock when you have done “Blowjob” Special
 - 07 – Unlock when you have done “Handjob” Special
 - 08 – Unlock when Hana has assault you at midnight (See **Others** section)
 - 09 – Unlock when you have done “Wake her up” Special
-
-

Spend Time :

- Morning : Living Room, House Entrance.
- Noon : Mall.
- Afternoon : Hana’s Room*, Kitchen*.
- Evening : Guest Room, Kitchen*, Hana’s Room*.
- Night : TV Room.

Note {*} = The location marked with {*} you only have to interact once, both for spend time and action.

Irina

	Morning	Noon	Afternoon	Evening	Night
Monday	Class 2-C	Coyote Club	Cafeteria	Kitchen	Irina's Room
Tuesday	Class 2-C	Coyote Club	Library	Living Room	Irina's Room
Wednesday	Class 2-C	Coyote Club	Cafeteria	Kitchen	Irina's Room
Thursday	Class 2-C	Coyote Club	Nowhere	Living Room	Bathroom
Friday	Class 2-C	Coyote Club	Cafeteria	Kitchen	Irina's Room
Saturday	Kitchen	Mall	TV Room	Living Room	Irina's Room
Sunday	Kitchen	Mall	TV Room	Kitchen	Bathroom

Specials :

- "Take Off Her Clothes" – When Irina is in **Irina's Room** at **Midnight** (Required Lvl.4)
- "Wake Her Up" – When Irina is in **Irina's Room** at **Midnight** (Required Lvl. 6)
- "Join Her" – When Irina is in **Bathroom** (Required Lvl. 6)

Actions :

- " Hug Her " – When Irina is in **Kitchen** or **Irina's Room** (No Requirements)
- " Kiss Her " – When Irina is in **Kitchen** or **Irina's Room** (Required Lvl. 4)
- Note : Action located in her room only can be done at Monday, Wednesday, Saturday

Date :

- When Irina at the **Mall**, you can ask her for date (No Requirements)

Gallery :

- 01 – Unlock when Irina reach Lvl. 3
- 02 – Unlock when you have done Irina Task Lvl. 3 in **Coyote Club**

- 03 – Unlock when Irina reach Lvl. 5
 - 04 – Unlock when Irina reach Lvl. 6
 - 05 – Unlock when you have done “Wake her up” Special
 - 06 – Unlock when you have done Irina Task Lvl. 4 in **Coyote Club**
-
-

Spend Time :

- Morning : ---
 - Noon : ---
 - Afternoon : Library.
 - Evening : Kitchen, Living Room.
 - Night : Irina’s Room 1, Irina’s Room 2,
-
-

Mia

	Morning	Noon	Afternoon	Evening	Night
Monday	Class 2-C	Hawk Club	Rooftop Left	Nowhere	Nowhere
Tuesday	Class 2-C	Hawk Club	Rooftop Left	Nowhere	Nowhere
Wednesday	Class 2-C	GYM	Cafeteria	Nowhere	Nowhere
Thursday	Class 2-C	GYM	Cafeteria	Nowhere	Nowhere
Friday	Class 2-C	Hawk Club	Rooftop Left	Nowhere	Nowhere
Saturday	Guest Room	Kitchen	Kitchen	TV Room	Living Room
Sunday	Guest Room	Mall	Living Room	Bathroom	Living Room

Note : Schedule on weekdays from morning to afternoon is located at school. You have to reach Lvl. 4 for Coyote Club to unlocked it.

Specials :

- “ Join Her ” – When Mia is in **Guest Room at Midnight** (Required Lvl. 4)
-
-

Actions :

- “ Hug Her ” – When Mia is in **GYM** or **Living room at Afternoon** (No Requirement)
 - “ Slap Her ” – When Mia is in **Left Rooftop** or **Living Room at Night on Saturday** or **GYM** (Required Lvl. 4)
-
-

Date :

- When Mia at the **Kitchen** on **Noon**, you can ask her for date (Required Lvl. 5)
-
-

Gallery :

- 01 – Unlock when Mia reach Lvl. 4

- 02 – Unlock when you have done “Join Her” Special
 - 03 – Unlock when Mia reach Lvl. 5
 - 04 – Unlock when you have done Mia Task 3 in **Hawk Club**
 - 05 – Unlock when you have dated Mia
-
-

Spend Time :

- Morning : ---
 - Noon : Kitchen, GYM
 - Afternoon : Kitchen, Living Room, Cafeteria, Rooftop Left.
 - Evening : TV Room.
 - Night : Living Room 1, Living Room 2.
-
-

Teresa

	Morning	Noon	Afternoon	Evening	Night
Monday	Class 2-C	Coyote Club	Cafeteria	School Entrance	Nowhere
Tuesday	Coyote Club	Coyote Club	Teacher's Room	School Entrance	Nowhere
Wednesday	Class 2-C	Coyote Club	Cafeteria	School Entrance	Nowhere
Thursday	Coyote Club	GYM	Library	School Entrance	Nowhere
Friday	Class 2-C	Coyote Club	School Entrance	School Entrance	Nowhere
Saturday	Kitchen	Nowhere	Nowhere	Teresa's Room	Nowhere
Sunday	Kitchen	Nowhere	Nowhere	Teresa's Room	Nowhere

Note : Sunday and Saturday are location in Teresa's House, you have to reach Teresa Lvl . 5 first to unlocked it

Specials :

- There's none I think.... (WHYYYY 🤔)

Actions :

- " Hug Her " – When Teresa is in her **Kitchen** (Required Lvl. 5)
- " Kiss Her " – When Teresa is in her **Kitchen** (Required Lvl. 5)
- " Slap Her " – When Teresa is in **GYM** or **Library** (Required Lvl. 3)

Date :

- When Teresa is in her **Kitchen**, you can ask her for date (Required Lvl. 5)

Gallery :

- 01 – Unlock when Teresa reach Lvl. 2

- 02 – Unlock when Teresa reach Lvl. 3
 - 03 – Unlock when you have done Teresa Task Lvl. 4 in **Coyote Club**
 - 04 – Unlock when Teresa reach Lvl. 4
 - 05 – Unlock when you have done Teresa Task Lvl. 5 in **Coyote Club**
 - 06 – Unlock when Teresa Reach Lvl. 7
-
-

Spend Time :

- Morning : Her Kitchen.
 - Noon : GYM, Coyote Club.
 - Afternoon : Cafeteria, Library, Teacher's Room, School Entrance.
 - Evening : Teresa's Room.
 - Night : ---
-
-

Elena

	Morning	Noon	Afternoon	Evening	Night
Monday	Class 2-C	Coyote Club	Cafeteria	School Entrance	Nowhere
Tuesday	Class 2-C	Coyote Club	Library	School Entrance	Nowhere
Wednesday	Class 2-C	Coyote Club	Cafeteria	School Entrance	Nowhere
Thursday	Class 2-C	Coyote Club	Nowhere	School Entrance	Nowhere
Friday	Class 2-C	Coyote Club	Cafeteria	School Entrance	Nowhere
Saturday	Nowhere	Nowhere	Nowhere	Nowhere	Nowhere
Sunday	Nowhere	Nowhere	Nowhere	Nowhere	Nowhere

Specials :

- Still none... OOF

Actions :

- “ Hug Her ” – When Elena is in **Library** (Required Lvl. 2)
- “ Kiss Her ” – When Elena is in **Cafeteria** or **Library** (Required Lvl. 2)
- “ Slap Her ” – When Elena is in **Cafeteria** or **Library** (Required Lvl. 3)

Date :

- When Elena is in **Coyote Club**, you can ask her for date (Required Lvl. 4)

Gallery :

- 01 – Unlock when Elena reach Lvl. 3
- 02 – Unlock when Elena reach Lvl. 4
- 03 – Unlock when you have done Elena Task 3 in **Coyote Club**
- 04 – Unlock when you have done Elena Task 4 in **Coyote Club**

- 05 – Unlock when you have done Date with Elena
- 06 – Unlock when you have done the Volley Ball Easter Egg, Elena side.
- 07 – Unlock when Elena reach Lvl. 5

Spend Time :

- Morning : ---
 - Noon : Coyote Club.
 - Afternoon : Library, Cafeteria.
 - Evening : ---
 - Night : ---
-
-

Jina

	Morning	Noon	Afternoon	Evening	Night
Monday	School Entrance	Hawk Club	GYM	TV Room	Jina's Room
Tuesday	Class 2-C	GYM	Cafeteria	TV Room	Jina's Room
Wednesday	School Entrance	Hawk Club	GYM	TV Room	Jina's Room
Thursday	School Entrance	Hawk Club	Cafeteria	TV Room	Jina's Room
Friday	Class 2-C	GYM	Nowhere	TV Room	Jina's Room
Saturday	Living Room	Jina's Room	Bathroom	TV Room	Jina's Room
Sunday	Living Room	Jina's Room	Bathroom	TV Room	Jina's Room

Note : Schedule where Jina is in MC house, which is on evening till midnight in weekdays, and all weekends only available after reaching Event for Jina Lvl. 6.

Specials :

- "Wake Her Up" – When Jina is in **Jina's Room** at **Midnight** (Required Lvl. 6)
 - "Reverse Lift Blowjob" – When Jina is in **Jina's Room at Noon** (Required Lvl. 6, You can do it to if Jina Lvl.5 and she has moved in, on Sunday Noon.)
-

Actions :

- "Hug Her" – When Jina is in **Living Room** (Required Lvl. 5 and Jina already Moved)
 - "Kiss Her" – When Jina is in **Jina's Room at Noon** (Required Lvl. 5 and Jina already Moved)
 - "Slap Her" – When Jina is in **Jina's Room** (Required Lvl. 5 and Jina already Moved)
-

Date :

- None....., Soon... I hope...
-

Gallery :

- 01 – Unlock when Jina reach Lvl. 6
 - 02 – Unlock when you have done Jina Task 3 in **Hawk Club**
 - 03 – Unlock when you have done “Reverse Lift Blowjob” Special
 - 04 – Unlock when you have done “Wake her up” Special
-
-

Spend Time :

- Morning : School Entrance, Living Room.
 - Noon : GYM, Jina’s Room.
 - Afternoon : Cafeteria, GYM.
 - Evening : TV Room.
 - Night : Jina’s Room.
-
-

Katarina

	Morning	Noon	Afternoon	Evening	Night
Monday	Class 1-C	Hawk Club	Library	School Entrance	Nowhere
Tuesday	Class 1-C	Hawk Club	Rooftop Left	School Entrance	Nowhere
Wednesday	Class 1-C	Hawk Club	Library	School Entrance	Nowhere
Thursday	Class 1-C	Hawk Club	Rooftop Left	School Entrance	Nowhere
Friday	Class 1-C	Hawk Club	Library	School Entrance	Nowhere
Saturday	Nowhere	City Library, Right Side	City Library, Library Entrance	Nowhere	Nowhere
Sunday	Nowhere	City Library, Right Side	City Library, Library Entrance	Nowhere	Nowhere

Specials:

- “Handjob” – When Katarina is in **City Library, Library Entrance** (Required Lvl. 4)

Actions:

- “ Hug Her ” – When Katarina is in **City Library, Library Entrance** (Required Lvl. 4)

Gallery:

- 01 – Unlock when Katarina reach Lvl. 4
 - 02 – Unlock when you have done “Blowjob” Special
 - 03 – Unlock when you have dated Katarina
 - 04 – Unock when Katarina reach Lvl. 5
 - 05 – Unlock when you have done Katarina Task Lvl. 1 in **Hawk Club**
 - 06 – Unlock when you have done Katarina Task Lvl. 2 in **Hawk Club**
-
-

Date:

- When Katarina is at **City Library at Noon** (Katarina Lvl.5)
-
-

Spend Time:

- Morning : ---
 - Noon : Right Side of City Library,
 - Afternoon : Rooftop Left, City Library Entrance, Library.
 - Evening : ---
 - Night : ---
-
-

Sue

	Morning	Noon	Afternoon	Evening	Night
Monday	Class 1-C	Coyote Club	Nowhere	Nowhere	Nowhere
Tuesday	School Entrance	Coyote Club	Cafeteria	Nowhere	Nowhere
Wednesday	Class 1-C	Coyote Club	Nowhere	Nowhere	Nowhere
Thursday	School Entrance	Coyote Club	Cafeteria	Nowhere	Nowhere
Friday	School Entrance	Coyote Club	Library	Nowhere	Nowhere
Saturday	Nowhere	Nowhere	Nowhere	Nowhere	Nowhere
Sunday	Nowhere	Nowhere	Nowhere	Nowhere	Nowhere

Specials, Actions, & Date :

- G'day Adventurer! Seems that you have yourself stuck in the middle of desert huh? Me? Welp technically im not stuck but im not here to help you. Goodluck hoping to find the end. (Sue... welp If I remember I think she got some kind of rework in terms of plot, cuz the old version doesn't have this kind of plot.. just simple timid sue. Now? I really wanna know whats next.)

Gallery :

- 01 – Unlock when Sue reach Lvl. 3

Spend Time :

- Morning : School Entrance.
- Noon : Coyote Club.
- Afternoon : Cafeteria, Library.
- Evening : ---
- Night : ---

Angelica

	Morning	Noon	Afternoon	Evening	Night
Monday	Class 1-C	Hawk Club	GYM	Her Bathroom Prolly...	Nowhere
Tuesday	Class 1-C	Rooftop Right	Nowhere	Her Bathroom Prolly...	Nowhere
Wednesday	Class 1-C	Hawk Club	GYM	Her Bathroom Prolly...	Nowhere
Thursday	Class 1-C	Rooftop Right	Cafeteria	Her Bathroom Prolly...	Nowhere
Friday	Class 1-C	Hawk Club	Cafeteria	Her Bathroom Prolly...	Nowhere
Saturday	Angelica's Room	Her Bathroom Prolly...	Her Kitchen	Moon's Boutique	Nowhere
Sunday	Angelica's Room	Her Bathroom Prolly...	Her Kitchen	Moon's Boutique	Nowhere

Specials :

- “ Fuck Her ” – When Angelica is in **Angelica's Room** (Required Lvl. 4)
- “ Blowjob ” – When Angelica is in **Her Kitchen** (Required Lvl. 4)

Actions :

- “ Hug Her ” – When Angelica is in **Angelica's Room** (No Requirements)
- “ Kiss Her ” – When Angelica is in **Her Kitchen** (Required Lvl. 3)
- “ Slap Her ” – When Angelica is in **Right Rooftop** (Required Lvl. 4)

Date :

- When Angelica is in **Her Room** in the Morning, You can ask her for date (Required Lvl. 4)

Gallery :

- 01 – Unock when Angelica reach Lvl. 3
- 02 – Unlock when you have done Angelica Task 3 in **Hawk Club**
- 03 – Unock when Angelica reach Lvl. 4

- 04 – Unock when Angelica reach Lvl. 4
 - 05 – Unlock when you have done the Volley Ball Easter Egg, Angelica side.
 - 06 – Unlock when you have done “Blowjob” Special
 - 07 – Unlock when you have done “Fuck Her” Special
 - 08 – Unlock when you have dated Angelica
-
-

Spend Time :

- Morning : Angelica’s Room.
 - Noon : Rooftop Right
 - Afternoon : Her Kitchen, Cafeteria, GYM.
 - Evening : Moon’s Boutique
 - Night : ---
-
-

Natalie

	Morning	Noon	Afternoon	Evening	Night
Monday	Class 2-C	Hawk Club	Library	School Entrance	Sena's Bedroom
Tuesday	Hawk Club	GYM	Nowhere	School Entrance	Sena's Bedroom
Wednesday	Class 2-C	Hawk Club	Cafeteria	School Entrance	Sena's Bedroom
Thursday	Hawk Club	Hawk Club	Cafeteria	School Entrance	Sena's Bedroom
Friday	Class 2-C	GYM	Teacher's Room	School Entrance	Sena's Bedroom
Saturday	Nowhere	Nowhere	Nowhere	Nowhere	Sena's Bedroom
Sunday	Nowhere	Nowhere	Nowhere	Nowhere	Sena's Bedroom

Specials, Actions, & Date :

- I think theres some... but I somehow cant find it.... (Apperantly it does not exist... Bruh)

Gallery :

- 01 – Unock when you have done Natalie Task 3 in **Hawk Club**
- 02 – Unock when Natalie reach Lvl. 4
- 03 – Unock when Natalie reach Lvl. 5

Spend Time :

- Morning : ---
 - Noon : GYM,
 - Afternoon : Cafeteria, Library, Teacher's Room
 - Evening : ---
 - Night : ---
-

Lumin

	Morning	Noon	Afternoon	Evening	Night
Monday	Class 1-C	Teacher's Room	Teacher's Room	Nowhere	Nowhere
Tuesday	Class 1-C	Teacher's Room	Teacher's Room	Nowhere	Nowhere
Wednesday	Class 1-C	Teacher's Room	Teacher's Room	Nowhere	Nowhere
Thursday	Class 1-C	Teacher's Room	Teacher's Room	Nowhere	Nowhere
Friday	Class 1-C	Teacher's Room	Teacher's Room	Nowhere	Nowhere
Saturday	Nowhere	Nowhere	Nowhere	Nowhere	Nowhere
Sunday	Nowhere	Nowhere	Nowhere	Nowhere	Nowhere

Specials, Actions, & Date:

- Uhh capt u sure this suppose to be filled with treasure? Cuz I only see empty box with rust innit. (Yeah... Please Teacher's affair is underated, MOARRRR....)

Gallery:

- 01 – Unlock when Lumin reach Lvl. 1
- 02 – Unlock when Lumin reach Lvl. 2

Spend Time:

- Morning : ---
 - Noon : Teacher's Room.
 - Afternoon : Teacher's Room.
 - Evening : ---
 - Night : ---
-

Rosetta

	Morning	Noon	Afternoon	Evening	Night
Monday	Class 2-C	Teacher's Room	Rooftop Right	Nowhere	Nowhere
Tuesday	Class 2-C	Teacher's Room	Rooftop Right	Nowhere	Nowhere
Wednesday	Class 2-C	Teacher's Room	Rooftop Right	Nowhere	Nowhere
Thursday	Class 2-C	Teacher's Room	Rooftop Right	Nowhere	Nowhere
Friday	Class 2-C	Teacher's Room	Rooftop Right	Nowhere	Nowhere
Saturday	Nowhere	Nowhere	Nowhere	Nowhere	Nowhere
Sunday	Nowhere	Nowhere	Nowhere	Nowhere	Nowhere

Specials, Actions, Gallery, & Date :

- Another treasure capt! Hope it doesn't as empty as the oth- Zargh! Its empty as well... NOOOOOOOOO (Same with this one man... welp just gotta wait.. I guess)

Spend Time :

- Morning : ---
 - Noon : Teacher's Room.
 - Afternoon : Rooftop Right.
 - Evening : ---
 - Night : ---
-

Emma

	Morning	Noon	Afternoon	Evening	Night
Monday	Emma's Room *	Her Kitchen	Living Room	Nowhere	Nowhere
Tuesday	Emma's Room *	Her Bathroom	Left Side of Mall	Her Living Room	Nowhere
Wednesday	Emma's Room *	Her Bathroom	Living Room	Her Living Room	Nowhere
Thursday	Emma's Room *	Her Kitchen	Left Side of Mall	Nowhere	Nowhere
Friday	Emma's Room *	Her Kitchen	Nowhere	Her Living Room	Nowhere
Saturday	Emma's Room *	Her Kitchen	Left Side of Mall	Nowhere	Nowhere
Sunday	Emma's Room *	Her Kitchen	Left Side of Mall	Living Room	Nowhere

Note : The location marked with {*} Only unlocks when Emma has reached Lvl.3.

Specials :

- “Bathroom Fun” – When Emma is in **Her Bathroom** (Required Lvl. 4) {I made up that name.. I also doesn't know this thing was a Special before I recheck the phone and backtrack}

Date :

Sad theres currently no date available for the best milf char.. 😞 EMMA BEST MILF!!

Actions :

- “ Hug Her ” – When Emma is in **Her Living Room** (No Requirement)
- “ Kiss Her ” – When Emma is in **Her Living Room** (Required Lvl. 3)
- “ Slap Her ” – When Emma is in **Her Kitchen** (Required Lvl. 3)

Gallery :

- 01 – Unlock when Emma reach Lvl.2

- 02 – Unlock when Emma reach Lvl.3 (after you give Emma cake ingredients to be exact)
 - 03 – Unlock when Emma reach Lvl.3
 - 04 – Unlock when Emma reach Lvl.4
 - 05 – Unlock when you have done Emma’s Special “Bathroom Fun”
-
-

Spend Time :

- Morning : ---
 - Noon : Her Kitchen,
 - Afternoon : Living Room, Left Side of Mall
 - Evening : Her Living Room, Living Room
 - Night : ---
-
-

Cindy

	Morning	Noon	Afternoon	Evening	Night
Monday	Her Store	Her Store	Her Store	Her Store	Nowhere
Tuesday	Her Store	Her Store	Right Side of Mall	Left Side of Mall	Nowhere
Wednesday	Her Store Storage	Her Store	Her Store	Her Store	Nowhere
Thursday	Her Store	Her Store	Right Side of Mall	Left Side of Mall	Nowhere
Friday	Her Store Storage	Her Store	Her Store	Her Living Room	Nowhere
Saturday	Her Store	Her Store	Right Side of Mall	Left Side of Mall	Nowhere
Sunday	Her Store	Her Store	Right Side of Mall	Left Side of Mall	Nowhere

Note : First You need to help Cindy find her key first, to unlock her interaction. For the guide please go to the **Items** section of this guide

Note *: Cindy’s shop back rooms (left side of cindy’s counter) can be enter when you reach Cindy Lvl.3

Specials :

- “ Hot Work 1 ” – When Cindy is in **Her Store at Morning or Noon** (Required Lvl. 4)
- “ Hot Work 2 ” – When Cindy is in **Her Store at Morning or Noon** (Required Lvl. 4)
- “ Fuck Her ” – When Cindy is in **Her Store Storage at Morning** (Required Lvl. 4)

Actions & Date :

Man Cindy has went through a big shit... feels like her story arc is too wholesome.. 😞 But yeah for this version there’s currently none.

Gallery :

- 01 – Unlock when Cindy reach Lvl.3
- 02 – Unlock when Cindy reach Lvl.4
- 03 – Unlock when you have done “Hot Work 1” Special
- 04 – Unlock when you have done “Hot Work 2” Special

Spend Time:

- Morning : ---
 - Noon : ---
 - Afternoon : Right Side of Mall, Cindy's Shop
 - Evening : Left Side of Mall
 - Night : ---
-
-

Rachel

	Morning	Noon	Afternoon	Evening	Night
Monday	Lake (Woods)	Temple Yard	Inside Temple	Temple Yard	Temple Yard
Tuesday	Lake (Woods)	Temple Yard	Inside Temple	Temple Yard	Temple Yard
Wednesday	Lake (Woods)	Temple Yard	Inside Temple	Temple Yard	Temple Yard
Thursday	Lake (Woods)	Temple Yard	Inside Temple	Temple Yard	Temple Yard
Friday	Lake (Woods)	Temple Yard	Inside Temple	Temple Yard	Temple Yard
Saturday	Lake (Woods)	Temple Yard	Inside Temple	Temple Yard	Temple Yard
Sunday	Lake (Woods)	Temple Yard	Inside Temple	Temple Yard	Temple Yard

Note : To unlock Rachel, you first need to reach Natalie Lv.2

Special, Actions & Date :

There are currently none in this version... (Required Hawk Club Lvl.5)

Gallery :

- 01 – Unlock when Rachel reach Lvl.1
- 02 – Unlock when Rachel reach Lvl.3

Spend Time :

- Morning : Lake
 - Noon : Temple
 - Afternoon : ---
 - Evening : Temple
 - Night : ---
-

Moon

For moon, there is currently no content at all. However Her shop is open from Morning to Evening All day. To see what contains in Moon's Shop go to [Items : Moon's Shop](#)

Sena

	Morning	Noon	Afternoon	Evening	Night
Monday	Sena's Office	Nowhere	Church	Tavern	Sena's Livingroom
Tuesday	Sena's Office	Nowhere	Church	Tavern	Sena's Livingroom
Wednesday	Sena's Office	Nowhere	Church	Tavern	Sena's Livingroom
Thursday	Sena's Office	Nowhere	Church	Tavern	Sena's Livingroom
Friday	Sena's Office	Nowhere	Church	Tavern	Sena's Livingroom
Saturday	Sena's Office	Nowhere	Church	Tavern	Sena's Livingroom
Sunday	Sena's Office	Nowhere	Church	Tavern	Sena's Livingroom

Note : This character will unlock as you progress down the story. On the Lvl 4 Hawk Club Event to be exact.

Special, Actions & Date :

There are currently none in this version...

Gallery :

- 01 – Unlock when Sena reach Lvl.1
- 02 – Unlock when you have slept with Sena and Natalie in **Sena's Event Lvl.0**

Spend Time :

- Morning : ---
- Noon : ---

- Afternoon :---
 - Evening :---
 - Night :---
-
-

Clover

	Morning	Noon	Afternoon	Evening	Night
Monday	Clover's Lab	Nowhere	Sena's Office	Nowhere	Tavern
Tuesday	Clover's Lab	Nowhere	Sena's Office	Nowhere	Tavern
Wednesday	Clover's Lab	Nowhere	Sena's Office	Nowhere	Tavern
Thursday	Clover's Lab	Nowhere	Sena's Office	Nowhere	Tavern
Friday	Clover's Lab	Nowhere	Sena's Office	Nowhere	Tavern
Saturday	Clover's Lab	Nowhere	Sena's Office	Nowhere	Tavern
Sunday	Clover's Lab	Nowhere	Sena's Office	Nowhere	Tavern

Note : This character will unlock as you progress down the story. On the Lvl 4 Hawk Club Event to be exact.

Actions & Date :

There are currently none in this version...

Specials :

- " Headpat " – When Clover is in **Her Lab at Morning** (Required Lvl. 0)
 - " Smile " – When Clover is in **Her Lab at Morning** (Required Headpat)
 - " Show Your Tounge " – When Clover is in **Her Lab at Morning** (Required Smile)
 - " Turn Around " – When Clover is in **Her Lab at Morning** (Required Show Your Tounge)
 - " Succ My Finger " – When Clover is in **Her Lab at Morning** (Required Turn Around)
 - " Kiss " – When Clover is in **Her Lab at Morning** (Required Succ My Finger)
-

Gallery :

- 01 – Unlock when Clover reach Lvl.1
-

Spend Time :

- Morning :---
 - Noon :---
 - Afternoon :---
 - Evening :---
 - Night :---
-
-

Petra

	Morning	Noon	Afternoon	Evening	Night
Monday	Nowhere	Nowhere	Nowhere	Side Street	Nowhere
Tuesday	Nowhere	Nowhere	Nowhere	Tavern	Nowhere
Wednesday	Nowhere	Nowhere	Nowhere	Side Street	Nowhere
Thursday	Nowhere	Nowhere	Nowhere	Tavern	Nowhere
Friday	Nowhere	Nowhere	Nowhere	Side Street	Nowhere
Saturday	Nowhere	Nowhere	Nowhere	Tavern	Nowhere
Sunday	Nowhere	Nowhere	Nowhere	Side Street	Nowhere

Note : Meet her after upgrading your pickaxe to gold in the tavern. You flex your pick.

Special, Actions & Date :

There are currently none in this version...

Gallery :

- 01 – Unlock when Petra reach Lvl.1

Spend Time :

- Morning : ---
 - Noon : ---
 - Afternoon : ---
 - Evening : Side Street, Tavern
 - Night : ---
-

Extra Section

Club Tasks:

Might be unnecessary but im just gonna put in anyways. Task can only be done at **Noon on Weekdays** at the respective club.

Coyote Club :

- Teresa Task
 - Teresa Task Lvl. 1 (No requirement)
 - Teresa Task Lvl. 2 (Required Lvl.2)
 - Teresa Task Lvl. 3 (Required Lvl.3)
 - Teresa Task Lvl. 4 (Required Lvl.4)
 - Teresa Task Lvl. 5 (Required Lvl.5)
- Elena Task
 - Elena Task Lvl. 1 (No requirement)
 - Elena Task Lvl. 2 (Required Lvl.2)
 - Elena Task Lvl. 3 (Required Lvl.3)
 - Elena Task Lvl. 4 (Required Lvl.4)
- Irina Task
 - Irina Task Lvl. 1 (No requirement)
 - Irina Task Lvl. 2 (Required Lvl.1)
 - Irina Task Lvl. 3 (Required Lvl.4)
 - Irina Task Lvl. 4 (Required Lvl.6)**
- Katie Task
 - Katie Task Lvl. 1 (No requirement)
 - Katie Task Lvl. 2 (Required Lvl.1)
 - Katie Task Lvl. 3 (Required Lvl.4)
 - Katie Task Lvl. 4 (Required Lvl.5)
- Sue Task
 - Sue Task Lvl. 1 (No requirement)
 - Sue Task Lvl. 2 (Required Lvl.2)

Hawk Club : (Required **Natalie** Lvl.2)

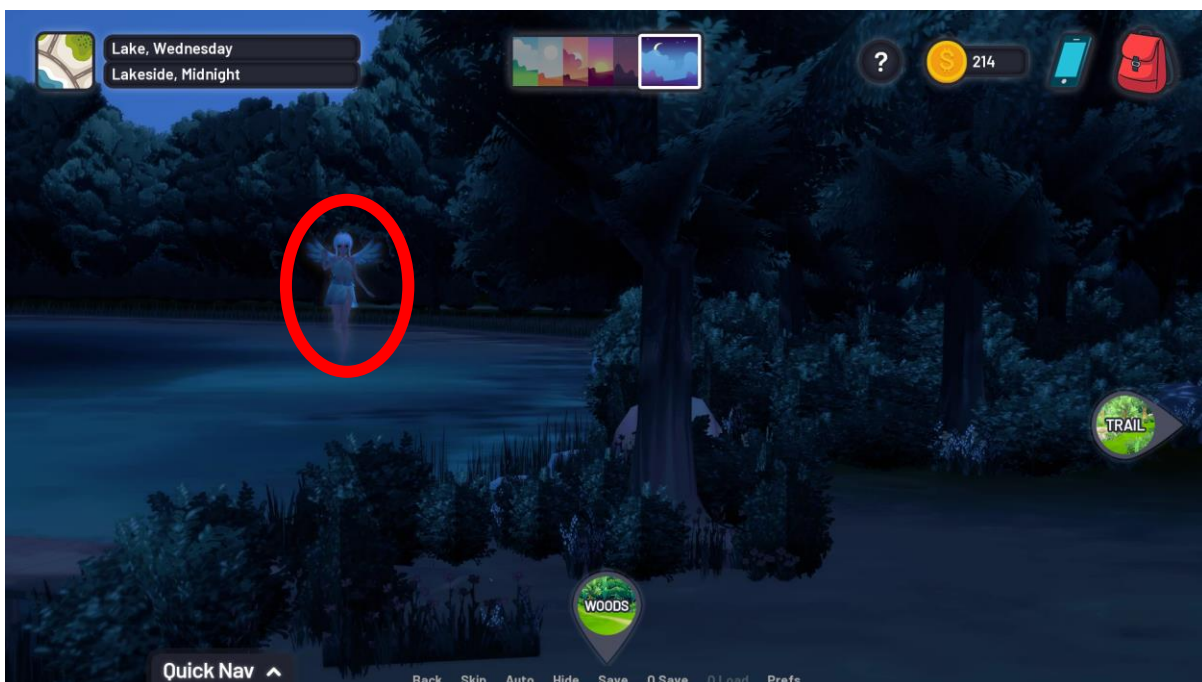
- Natalie Task
 - Natalie Task Lvl. 1 (No requirement)
 - Natalie Task Lvl. 2 (Required Lvl.3)
 - Natalie Task Lvl. 3 (Required Lvl.4)

- Angelica Task
 - Angelica Task Lvl. 1 (No requirement)
 - Angelica Task Lvl. 2 (Required Lvl.2)
 - Angelica Task Lvl. 3 (Required Lvl.3)
- Jina Task
 - Jina Task Lvl. 1 (No requirement)
 - Jina Task Lvl. 2 (Required Lvl.4)
 - Jina Task Lvl. 3 (Required Lvl.6)
- Mia Task
 - Mia Task Lvl. 1 (No requirement)
 - Mia Task Lvl. 2 (Required Lvl.3)
 - Mia Task Lvl. 3 (Required Lvl.4)
- Katarina Task
 - Katarina Task Lvl. 1 (Required Lvl.4)
 - Katarina Task Lvl. 2 (Required Lvl.5)

[Back To Index](#)

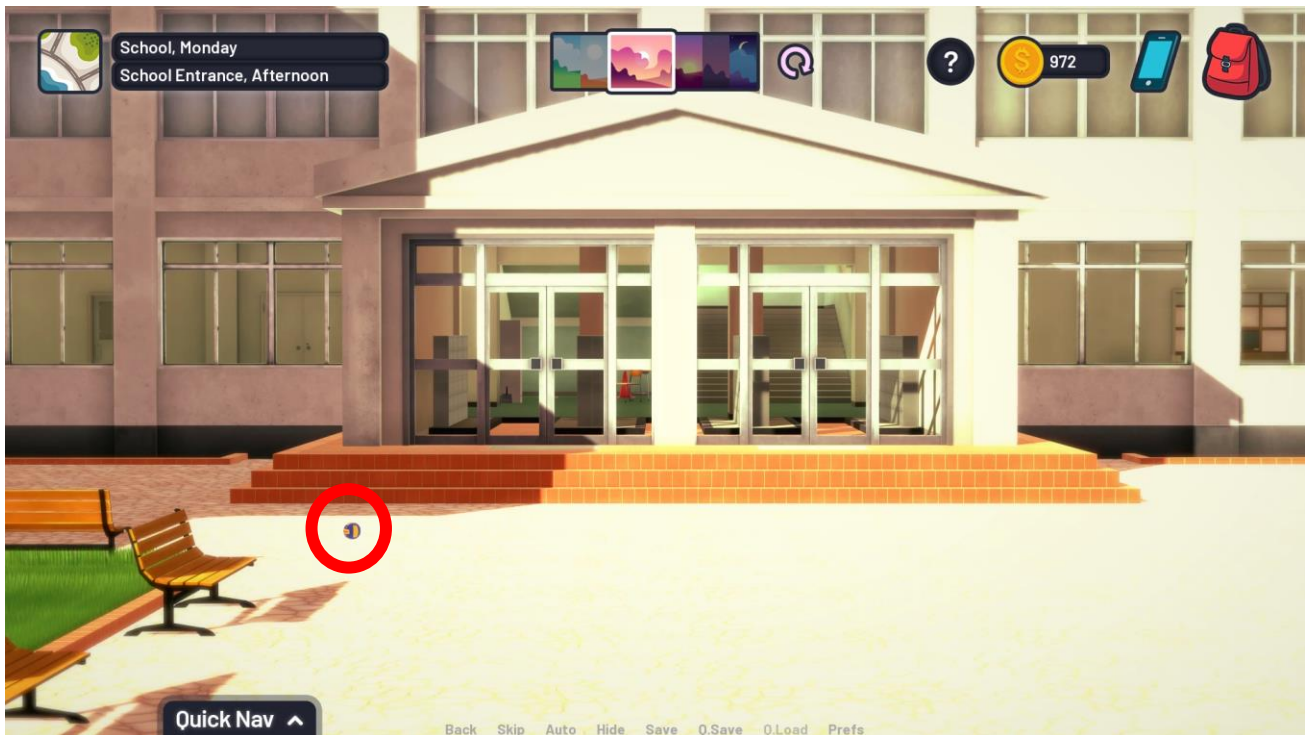
Easter Eggs:

- Fairy
 - To find her, go to the lake at midnight, She is located on the right side of screen. However it's a chance so shes not gonne eb there very midnight.




- **Volley Ball.**

To get this, simply go to the school at afternoon. On the entrance there's a volleyball on the floor on the left side of the screen. However, you are required to have both **Elena** and **Angelica** relationship to Lv. 4. There are two sides for this Angelica and Elena. However, for the pattern one character goes for one week, and then next week it changes to another character. For example, this week is Angelica, then next week will be Elena. Do note that each side counts as 1 Easter Egg.



- **Jina's Bottle**

First you need **Jina** to move into your house first which required Lvl. 6. Then there's a wine bottle on the right side of **Jina's room**. To view the scene you also need to have **Mia** Lvl. 5.



- **Bathtub**

First you need Miusa to be in your house. Then at **Any Day at Night** click on the tub



- **Seggs In The Shop**

I don't know what shud I name this but... I guess that works. After you dated Angelica, you can access the shop at **Any Day at Morning** on the **Left Side of Mall**.



- Chess?

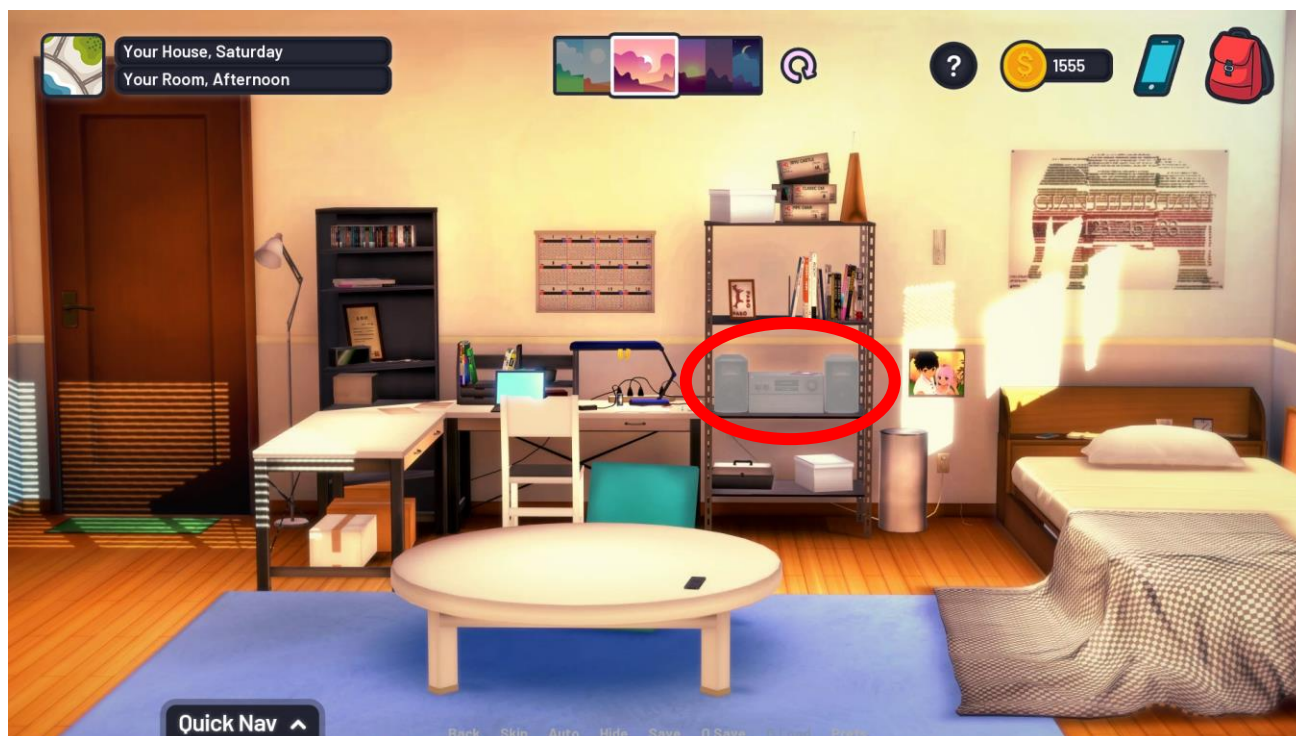
At any time on the **Coyote Club** click on the laptop and click on the chess app



Special Objects :

- Music CD
(" On weekends, Mia stays at my place, she loves dancing but we only dance together before the sun sets. All we need is some music")

This will be opened after you have went through the first Saturday, to play the event First buy **Music CD** from **Cindy** for \$250. At **Afternoon or Evening in your room on Weekends**, Click on the Boombox located on the shelf



- Binoculars
(" On the weekdays, I'm always looking for an adventure, but sometimes I'm literally looking from the windows of my home before going to school. Thanks science.")

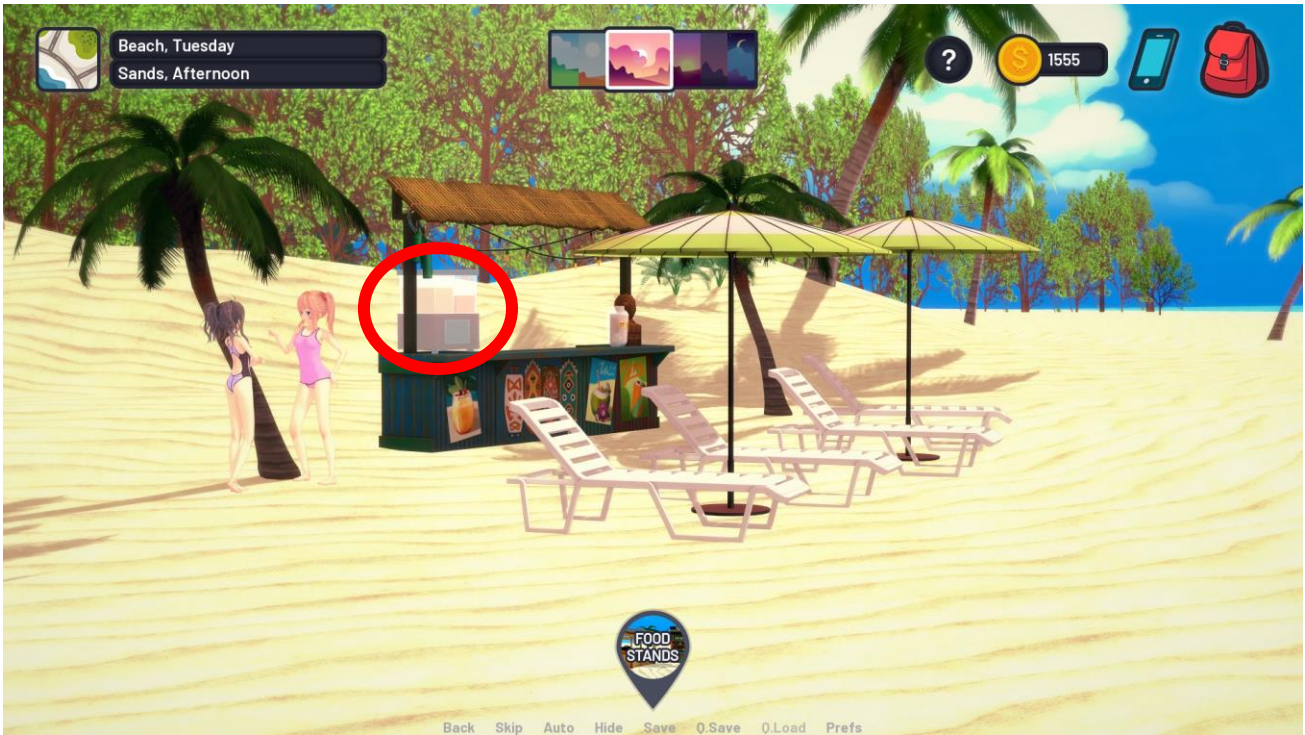
This will be opened when you have reached Emma Lv. 1, to play the event First buy **Binoculars** from **Cindy** for \$250. Click on the Window at **Monday or Wednesday Morning** inside the **Guest room** in your house



- Paper Cups


(" On the weekdays, While I'm waiting for the sun to descend, beach sands is the best place to drink a cold beverage. There are two girls under a palm tree and I always wonder what they are talking about. ")

This will be opened when you have reached **Mia** Lv. 4, to play the event First buy **Paper Cups** from **Cindy** for \$250. At **Tuesday and Thursday afternoon on the Sands**, you can see 2 girls under the tree, Click on the drink dispenser.



- Suit
(" In the morning or at noon, I like going to the Musical at the City Park. ")

This will be opened when you have reached Angelica Lv. 3, to play the event First buy **Suit** from **Moon** for \$250. At **any Day Morning or Noon**, Click on the Musical banner on the **City Park**.




- Food Coupon
(" Almost everyday, I eat free sandwiches at where Hana and I went out for a date in the Mall. I think that place is Cindy's favourite too. ")

This will be opened when you have dated Hana, to play the event First buy Food Coupon from **Cindy** for \$250. At **any Day Afternoon or Evening**, go to the **right side of the Mall** and click on the Pastry Shop's door.



- Hot Girls Club Card
(" There's a shop called Sweet Taste at the City Park. I wonder what's in there. ")

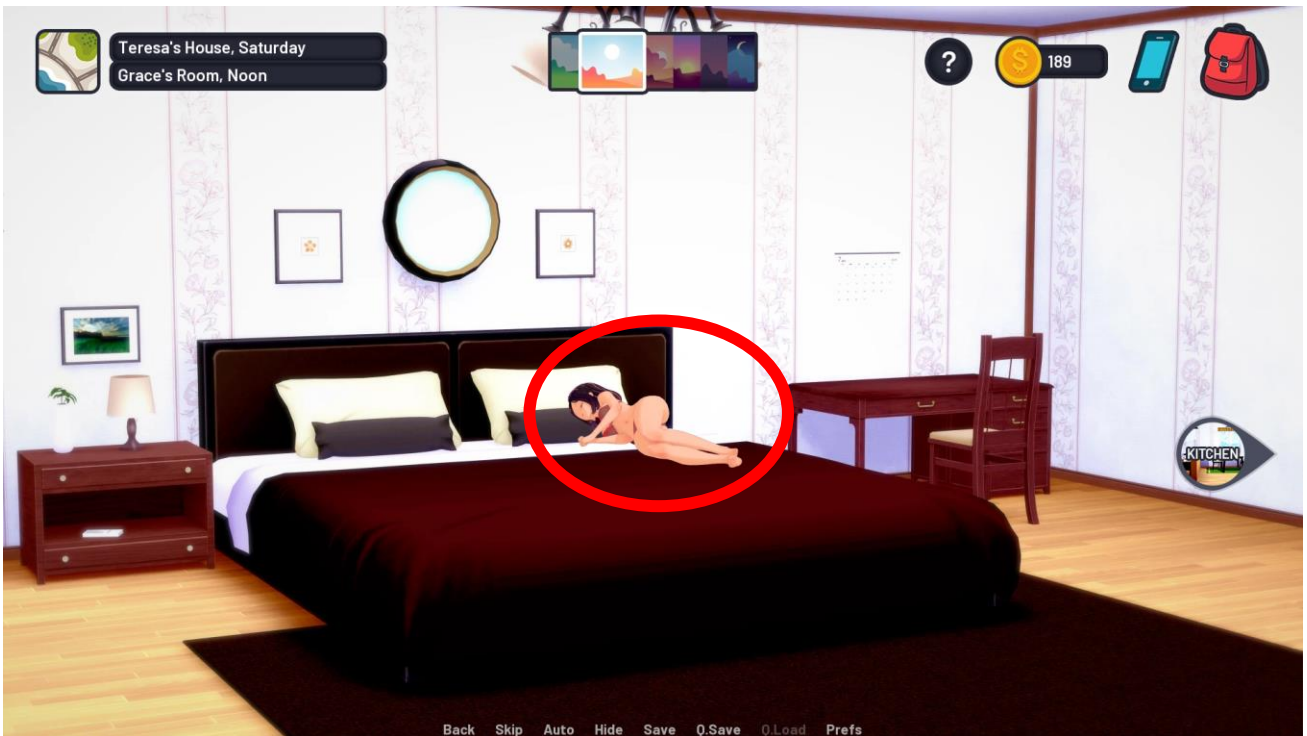
This will be opened when you have reached **Jina** Lvl. 6, to play the event First buy **Hot Girls Club Card** from **Cindy** for \$250. At **any Day Night**, Click on the Sweet Taste banner on the **City Park**.



- Grace's Dress

("After fixing Grace's Dress in the Storage Room, I should bring it to her in the evening")


A straightforward one.. welp u need to get the **Grace's Dress (Torn)** which you will be getting it after reaching **Teresa Lvl. 7**. Buy the needle From Cindy and fix it in the Storage Room. Then go to **Teresa's House** and then go to **Grace's Room**.



- Hospital Access Card

("I should go and say hi to Jasmine in the morning or at noon")


You can go to the **Hospital** at **Any Day** at **Morning** and **Noon** then go to the most right double door



- Brochure

("There's nothing like a free couple therapy on Saturday or Sunday Morning in the Aroma Relaxation at the City Park")

Get the Object from **Riley** (part of the Lvl 5 Katarina's Event) after that you can go to the park at weekend morning and click on the "Aroma Relaxation" store banner



[Back To Index](#)

Others Special:

Note : This special will be opened after you have done the **Special Object** scene with **Yamato** in **Sweet Taste**, on **City Park**. These options will be available the next time you come here again.

- “ Fairy Feet ” – Click this choice on the board for Feetjob (Required \$100)
- “ Blow Your Mind ” – Click this choice on the board for Blowjob (Required \$150)
- “ Fluffy Clouds ” – Click this choice on the board for Boobjob (Required \$150)
- “ Lucid Dream ” – Click this choice on the board for Seggs (Required \$250)
- “ Piece of Cake ” – Click this choice on the board for Seggs : Anal Style (Required \$250)

From here, there is no corelation to the Sweet Taste

- “ Take Of Your Clothes ” – This is for Miusa. After you reach Hawk Club Lvl. 4 and finished the event. Miusa will follow you to your home. She will be in your desk at **Any Day at Night**.

Others Galleries :

- 01 – Unlock when you have done the “Paper Cups” Special Object
- 02 – Unlock when you have done the “Projector” Wishlist
- 03 – Unlock when you have done the “Binocular” Special Object
- 04 – Unlock when you have done the “Food Coupon” Special Object
- 05 – Unlock when you have done the “Suit” Special Object
- 06 – Unlock when you have done the “Blindfold” Wishlist

- 07 – Unlock when you have done the “Jina’s Bottle” Easter Egg
 - 08 – Unlock when you have done the “Hot Girls Club Card” Special Object, then do “Fairy Feet” Special
 - 09 – Unlock when you have done the “Hot Girls Club Card” Special Object, then do “Blow Your Mind” Special
 - 10 – Unlock when you have done the “Hot Girls Club Card” Special Object, then do “Fluffy Clouds” Special
 - 11 – Unlock when you have done the “Hot Girls Club Card” Special Object, then do “Lucid Dream” Special
 - 12 – Unlock when you have done the “Hot Girls Club Card” Special Object, then do “Piece of Cake” Special
 - 13 – Unlock when you have done the “Hot Girls Club Card” Special Object, then you go to the lounge and go to the backdoor.
 - 14 – Unlock when you have done the “Take Of Your Clothes” Others Special with Miusa in your room at night
 - 15 – Unlock when you have done the “Grace’s Dress” Special Object
 - 16 – Unlock when you have done the “Seggs in the shop” Easter Egg
 - 17 – Unlock when you have done the “Hospital Access Card” Special Object
 - 18 – Unlock when you have done the “Couple Therapy Brochure” Special Object
-

Secret Stash

- 1. – “A wooden box in the living room? What’s that for? ” – The box on top of the shelf in your living room.



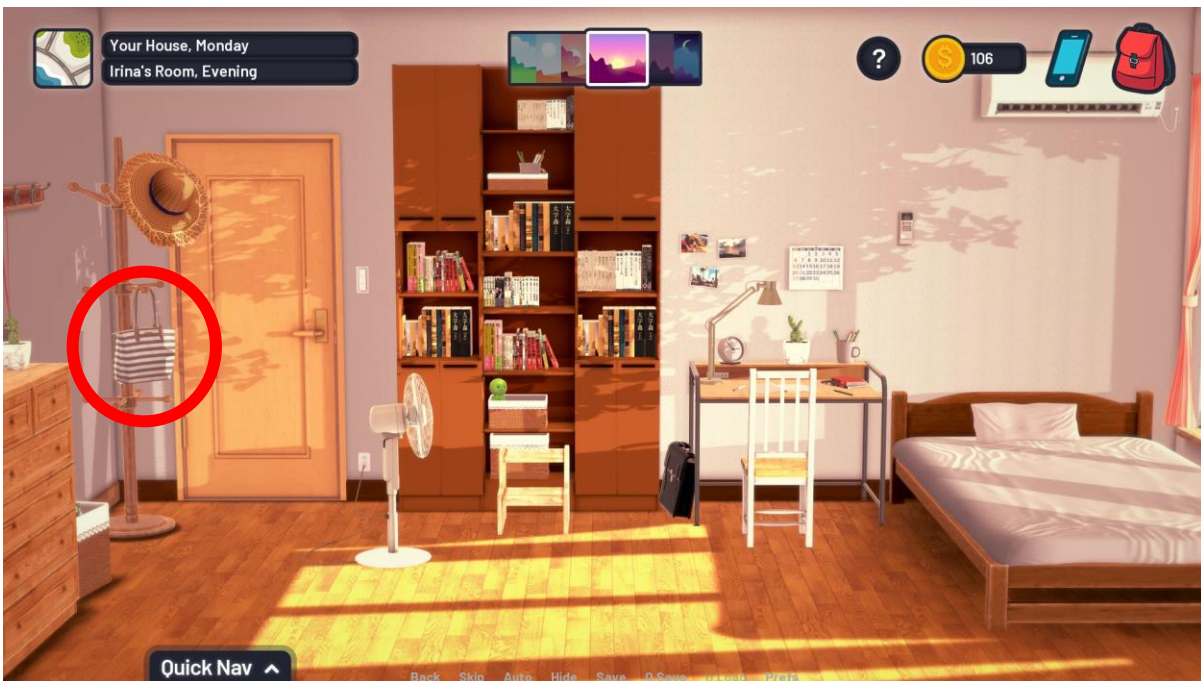
- 2. – “ An emblem on our hearts, an emblem on the wall. But in which room is that emblem... afterall? ” – Coyote Club emblem in Coyote Club room hanging on the wall.



-
3. – “ That fan in Coyote Club? We need to get it fixed. ” – The mini fan located on the left side of coyote club near the window.



-
4. – “ There’s a bag in Irina’s Room, what’s in it? ” – The white bag on the hat hanger in Irina’s room.



-
5. – “ An emblem on their hearts, an emblem on their wall. I wasn’t allowed here before... at all. ” – Hawk Club emblem in Hawk Club room hanging on the wall.



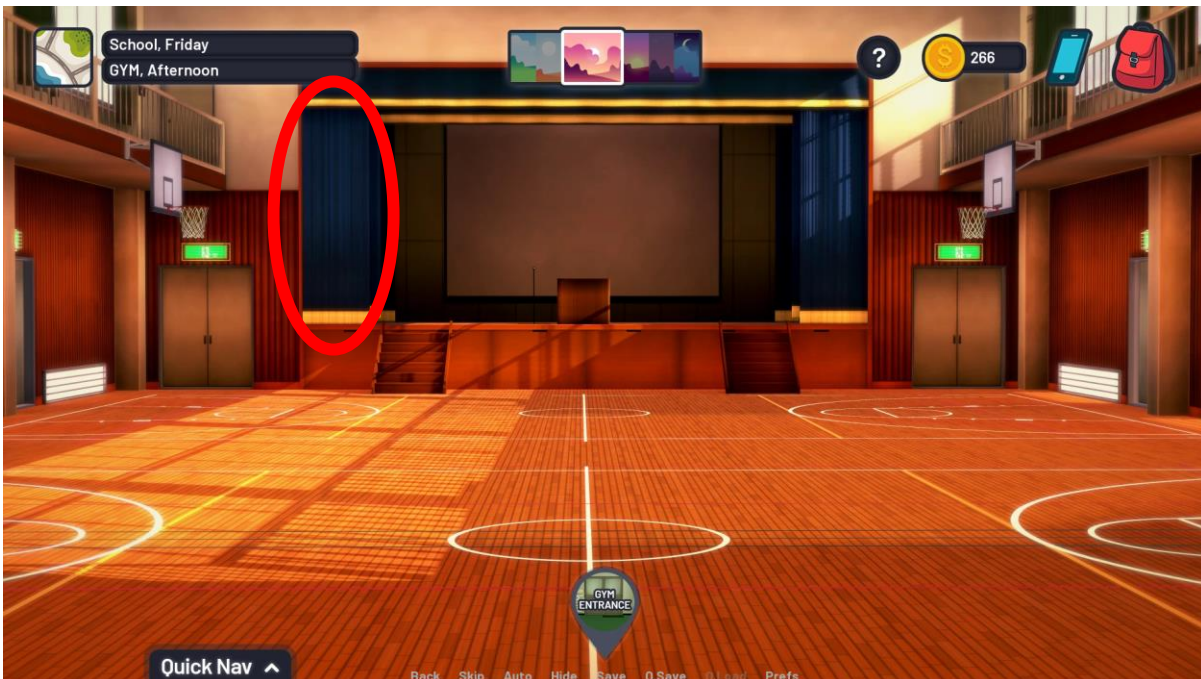
6. – “ About the rocks on our bathtub, why is one of them not that solid?” – Left side of bathub on the rock.



7. – “ The 4th shelf from the top, in the middle of the School Library. Therein lies your destiny. ” – The middle back shelf, 4th row from top in the school library.



8. – “ Blue curtains of the GYM can cover my sins anytime.” – The blue curtain on the left side of the stage inside the GYM.



9. – “ Why’s there a paperbag in my room? What’s in it? ” – Paper bag on the top self of your room.



10. – “ So let’s say, in her mind, living room table is the heaven.” – The table located on the living room inside your house.



11. – “ Oh, sunshades at the Beach Sands. Protect us from the harmful solar rays.” – The umbrella where usually two girls sitting under it



12. – “ What does a daisy smell like? I think Cindy would know that. ” – Cindy’s Shop counter, to the right there’s a cash register machine, next to it is the daisy.



13. – “ Comfy bench, real metal, very cool. The rooftop isn’t really that bad afterall. ” – Bench located on the right rooftop.



14. – “ Someone saw a soccer ball in the teacher’s room. ” – Soccer ball on the teacher room.



15. – “ Did someone steal a traffic cone? Students are weird for sure. ” – In the school first floor, there is a cone under the stairs and behind the stack of chairs



16. – “ Good Wine ... though the spices gave it a strange flavour. Damn, her room is huge. ” – Wine bottle located inside hana’s room.



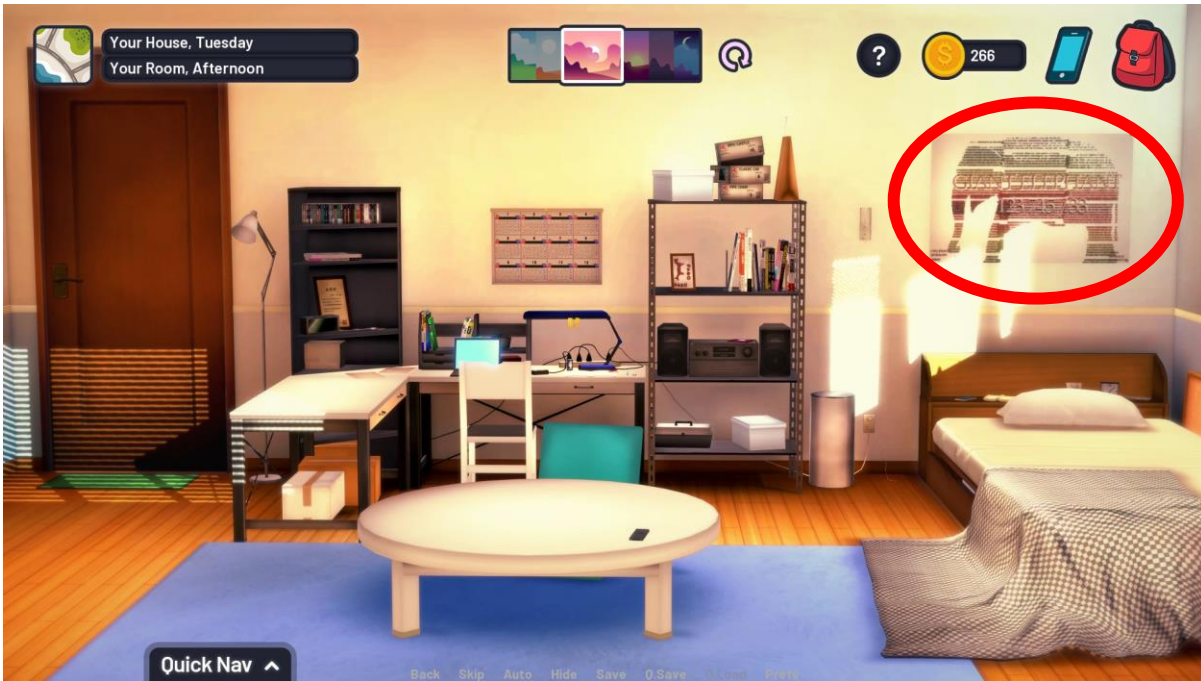
17. – “ I think we got too many boxes in the kitchen. ” – The two big boxes near your screen




18. – “ Go to the lake, follow the trail, mark the stones.” – The most right rock on the “trail” area in lake.



19. – “ But why don’t we talk about the elephant in your room?” – Elephant picture located on your room.



20. – “ We need to maintain a cool atmosphere in warm conditions, especially in Irina’s Room.” AC in Irina’s room.




21. – “ Storage Room, white boxes, don’t tell anyone. ” – White boxes on the ground, on the right side of storage room



22. – “ Where does Katie put her laptop? ” – Laptop on the table inside Katie’s Room.



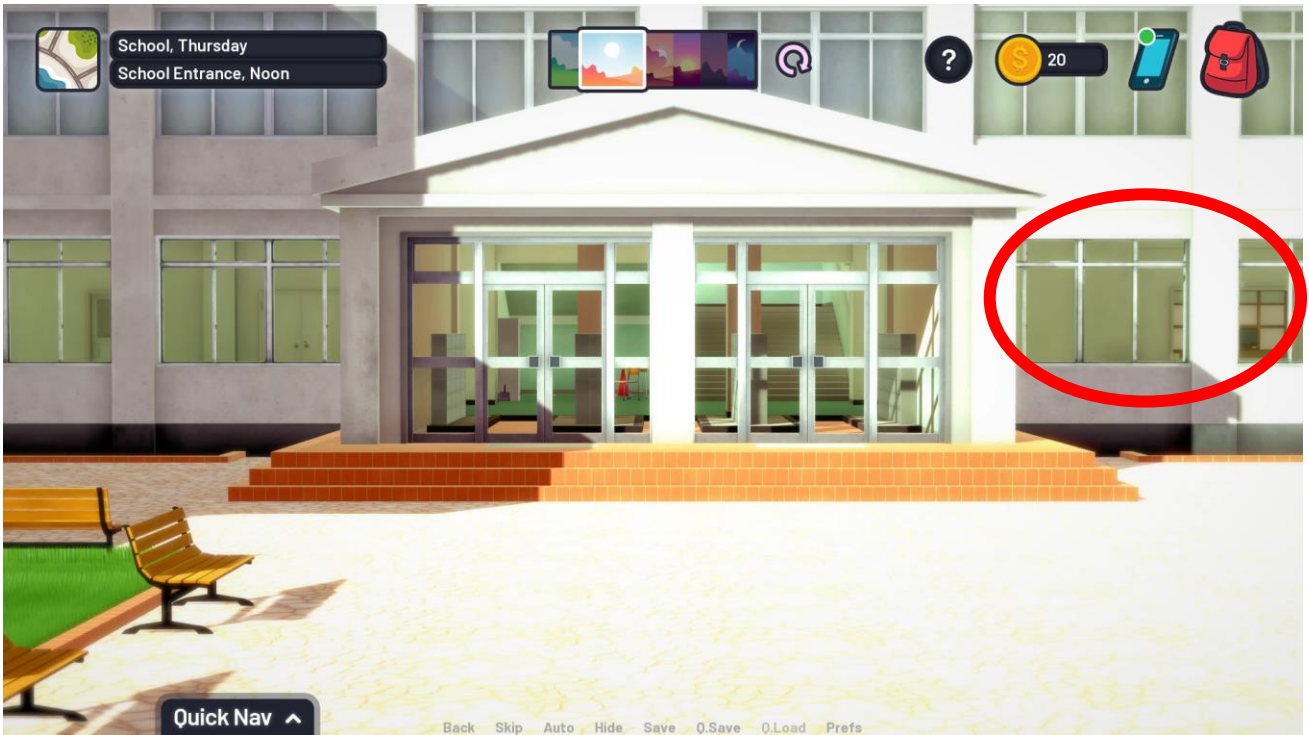
23. – “ Emma loves her couches. ” – Right couch inside Angelica’s house.



24. – “ The left side of the mall is so aesthetic. Does ivy damage walls, though? ” – The ivys located on the walls on the left side of the mall.



25. – “ How many windows do we see at the school entrance? ” – The transparent window of school entrance, the right side one.



26. – “ There’s a cabinet in the Teacher’s Room, but I can’t really identify it. It might be a medicine cabinet.” – The small cupboard located in the middle inside Teacher’s room.



27. – “ We never use that monitor in the Coyote Club.” – The monitor on the left of the cardboard (or next to the arcade games if u already buy it).



28. – “ Counters on the right side in the City Library, why you always find some way to make me weary?” – The tablecounter on right side of city library.



29. – “ Are those targets at the Temple? Drums maybe? No, there is no such thing as square drums. Let’s hit the one on the left. ” – At the temple front, click on the left square thingamajiq.



30. – “ It’s nice to go to the Lake sometimes. There’s a healthy tree on the right in the Woods. Please don’t carve anything on it. ” – Once you come to the lake go to the Woods section, then it’s the far right tree.




31. – “ I wonder if Katie hides something weird in her wardrobe. ” – The wardrobe on the right side inside Katie’s Room.



32. – “ The pillow on Hana’s bed is huge. ” – theres only one pillow in Hana’s room, yeah that’s it.




33. – “A wooden chair on the left side in the City Library, it’s really uncomfortable. ” – The wooden chair nearest to your screen, on the left side of City Library area.



34. – “ That blue sofa in Moon’s Boutique looks really expensive. ” – The blue sofa on the left side inside Moon’s Boutique.



35. – “ Furthest column in the Mall’s Right Side, why don’t you just make us hide?” – The most right column on the Right Side of Mall area.




36. – “ Oh beautiful flowers on the Right Side of the School Rooftop. You can never be as beautiful as her. ” – Rooftop right, theres only one flowerbed, click on that.



37. – “ There’s a nice yellow clock in Jina’s Room. ” – The mini yellow clock on jina’s bed in jina’s room.



38. – “ Flour sack in the Entrance, just like my life. ” – The stack of bags on the left screen of the Entrance.



39. – “ Before going in to the Bathroom, I’ve always wondered what’s in that closet. ” – Big cupboard next to the bathroom door, click on the window side.



40. – “ I should go to the Boys WC more often in the School. There’s a free toilet paper. ” – The TP near the mirror and sink on the right side of School’s Bois WC.



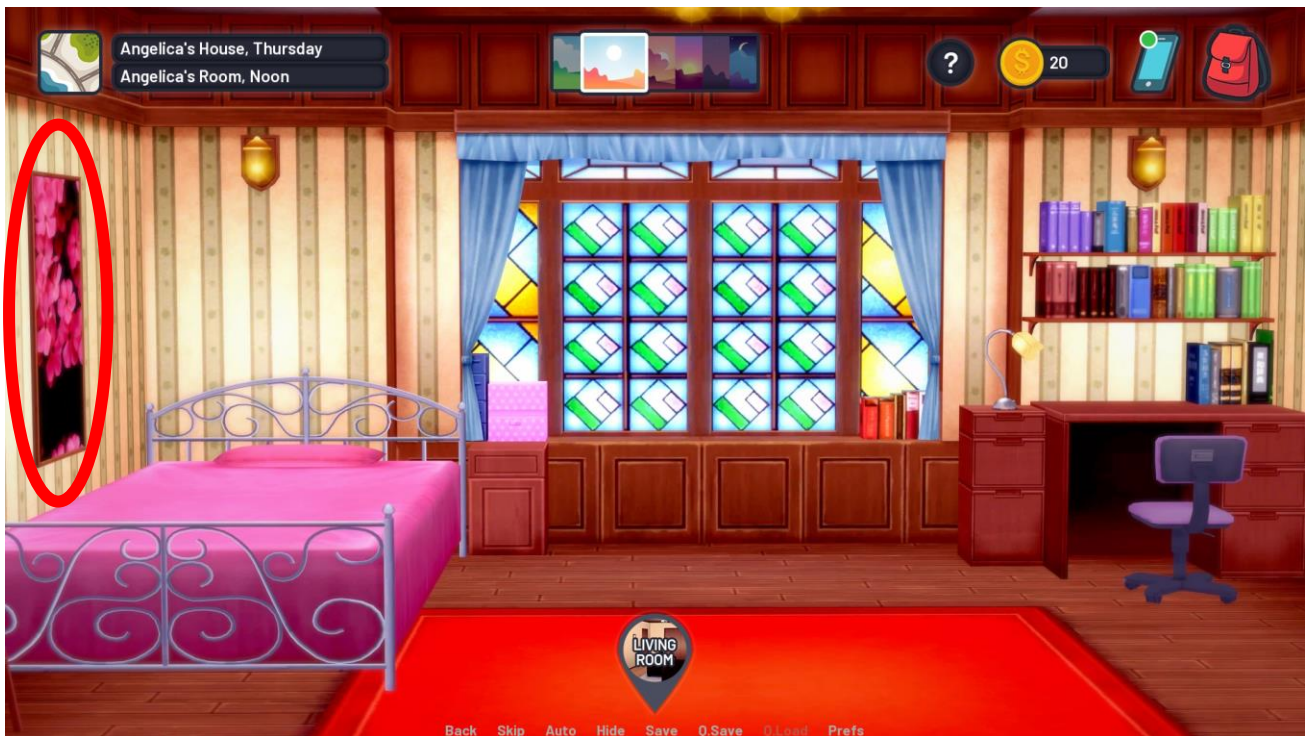
41. – “ Before entering the Cafeteria, there’s a weird device, I wonder what’s it for. ” – The fire emergency alarm on the left side of the cafeteria entrance.



42. – “ Is that light in the Guest Room from an alien planet!?” – The sims table lamp inside the Guest Room.



43. – “ I remember the flowers in Angelica’s Room.” – The flower painting in Angelica’s room, upside of her bed.



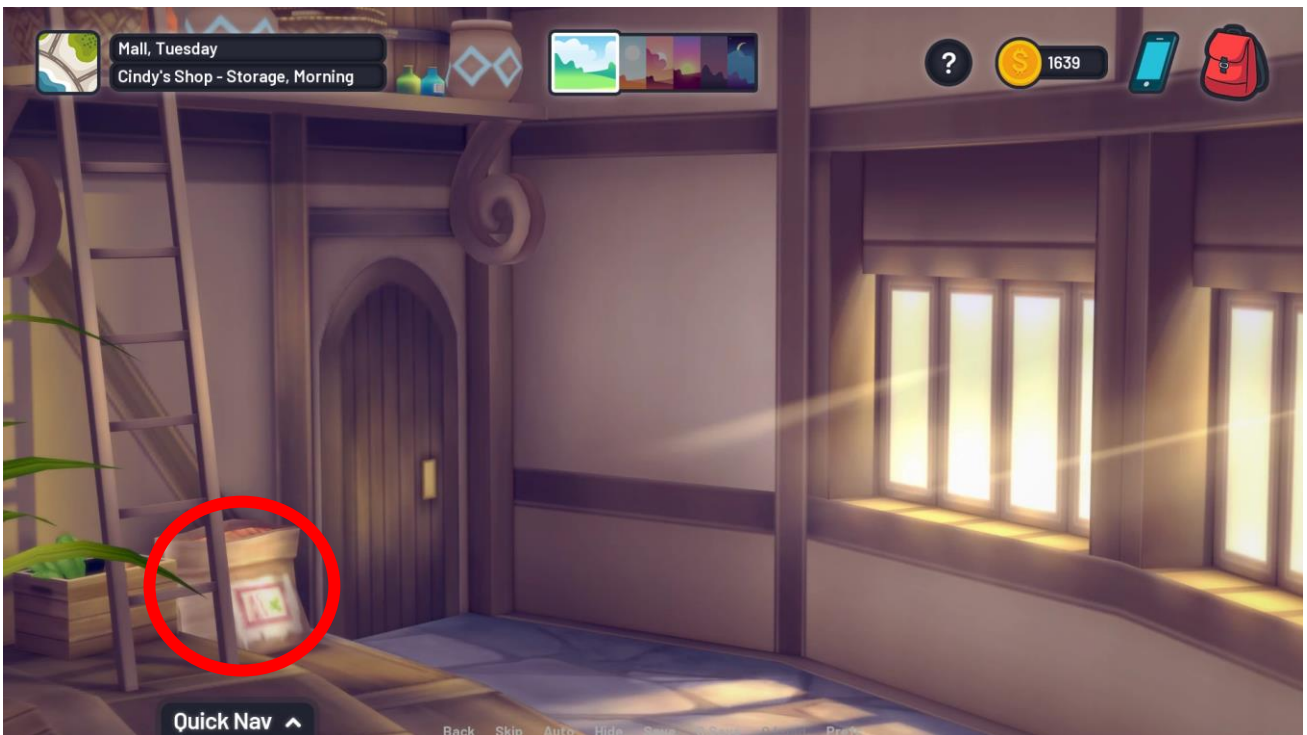
44. – “ Chairs, there are lots of chairs in the Teacher’s Room.” –The Chair inside Teacher’s Room where the laptop is open 24/7.



45. – “ There’s a deck at the Lake and I’ve never stepped on it.” – the small wooden deck on the lake, bottom left of the screen.




46. – “ There’s a sack in the Storage at Cindy’s Shop. I wonder what’s in it. ” – Go to the storage area of Cindy’s shop, on the left there’s a sack of beans(?)




47. – “ Pendulum clock in the Sweet Taste’s Lounge is so loud. ” – The clock hanging on the wall on the lounge of the Swet Taste. (if you confused how to unlock sweet taste, see **Extra : Special Object**)



48. – “ Can cats read? No, I don’t think so. City Park is a strange place for real. ” – The bookstore banner on city park. theres a picture of cat readin book.



49. – “ You’re in Angelica’s House and the phone’s ringing, can you hear that? ” – The phone located on the kitchen side, far right of the screen.



50. – “ Why there are chairs in the School’s Second Floor’s Right Corridor? To watch the walls?” – The chair and table in front of the green board on the right side school second floor.



51. – “ There’s a big tree at the Lake’s Flower Field. It looks ancient.” – The one and only beeg tree in the middle of Flower Field, Lake.



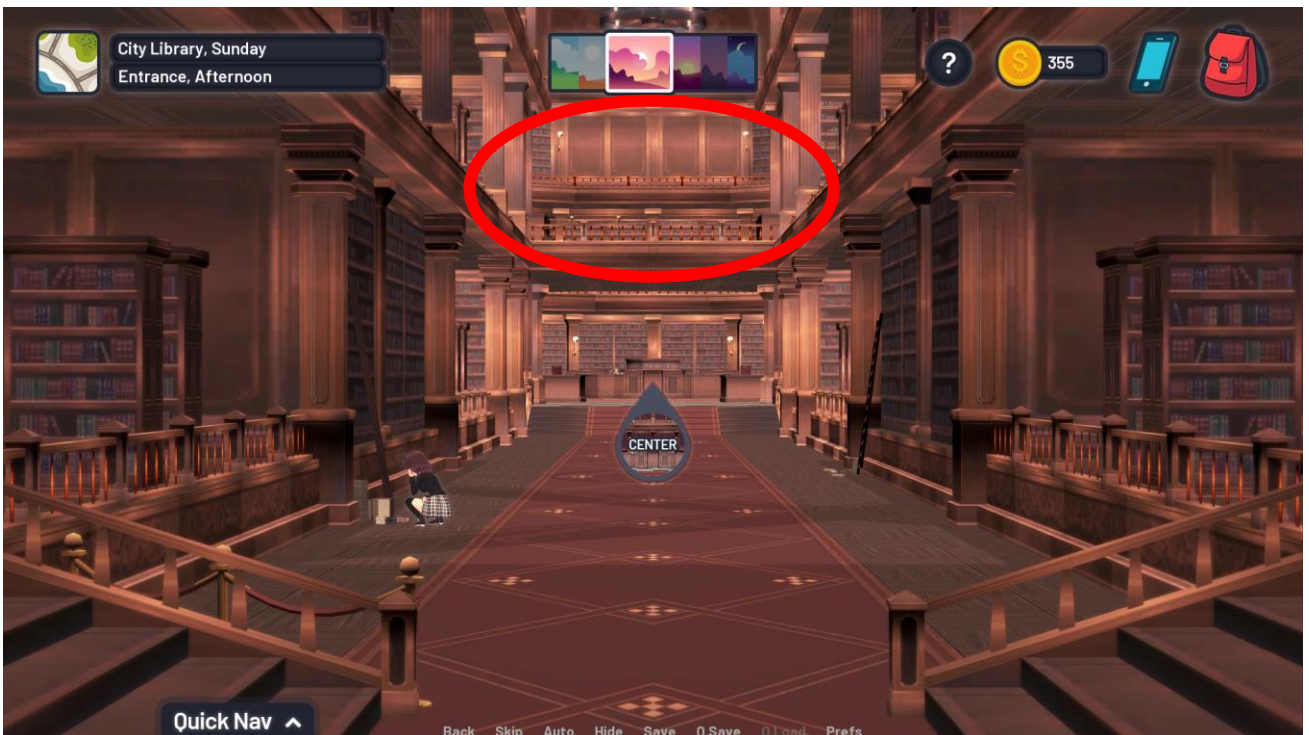
52. – “ There’s a beautiful painting in the Emma’s Room ” – The one and only plain painting inside Emma’s Room.



53. – “ You’re in the Storage at Cindy’s Shop. The light is coming in through the window and caressing you. ” – Cindy’s storage room, to the right theres the window.



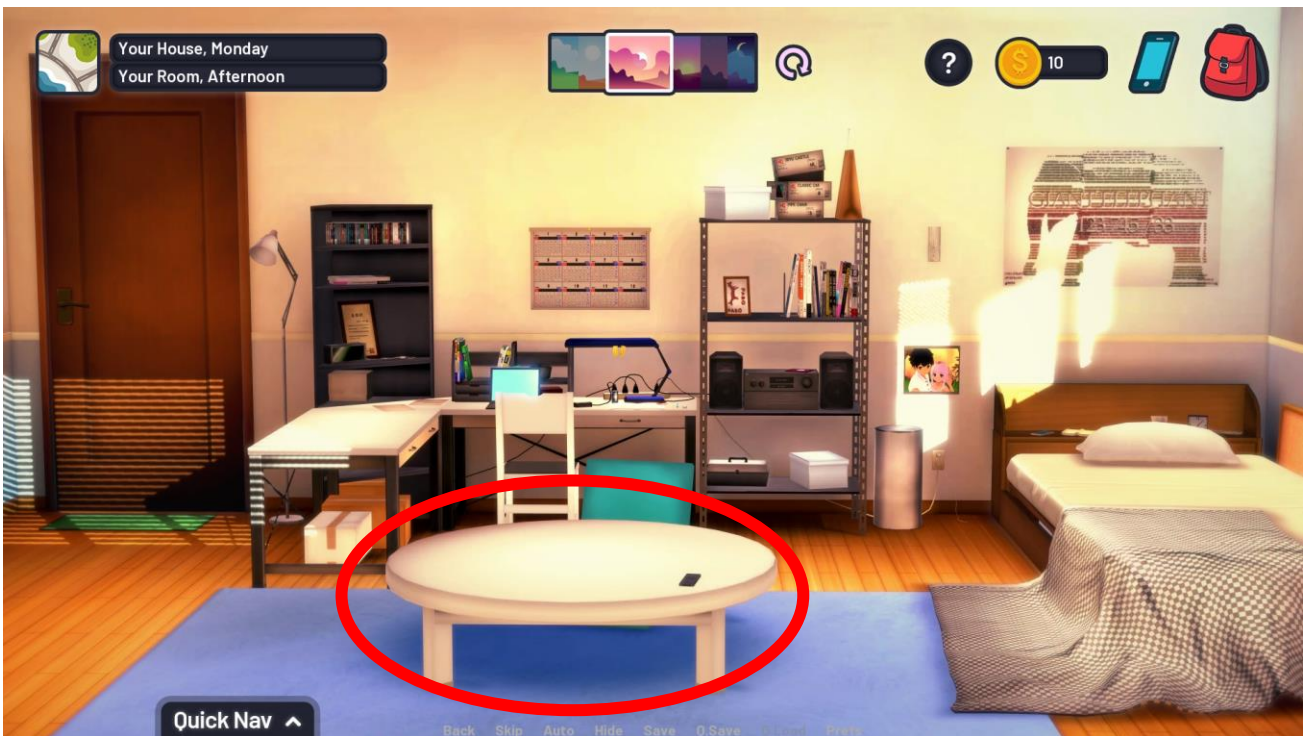
54. – “ Guess what they have upstairs in the City Library. ” – From the city library entrance, click on the second floor



55. – “ She sits there all afternoon and grumbles, there are some books behind her in bundles. ” – The bundle of books located behind the desk in the school library where Katarina used to sit.



56. – “ It is always right there, in the middle of my room. ” – The beeg white round table in your room



57. – “ I’ve never played that ball game with Teresa in the GYM. ” – The left white hoop hanging on the GYM



58. – “ In The School Library, I sometimes sit at the table with Sue. ” – The most right table in the school library



59. – “Hospital elevators are not working again” – The elevator next to the plant, you can click on any of them



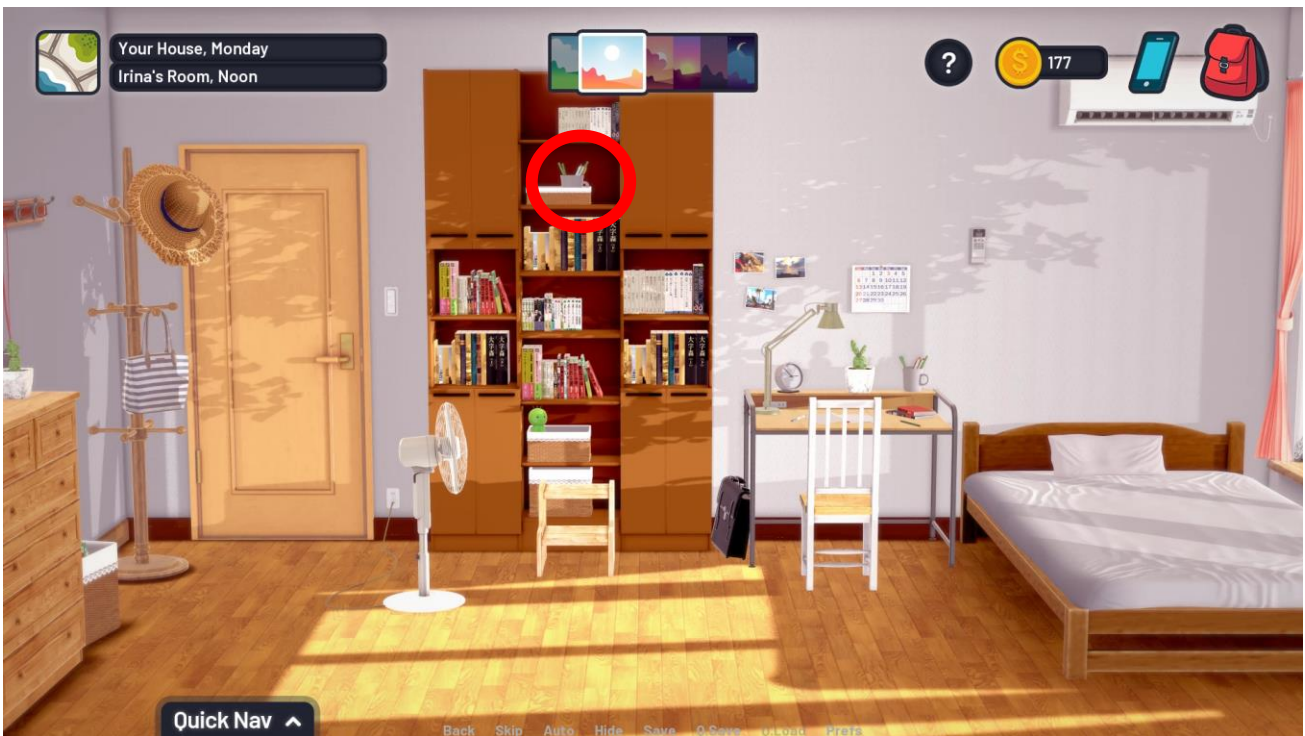
60. – “That plant is the only green thing at the Hospital” – The one and only plant that you can see in the hospital




61. – “ There’s a pile of books int the Left Side of City Library.” – The pile of book on the left side of city library on top of the floor



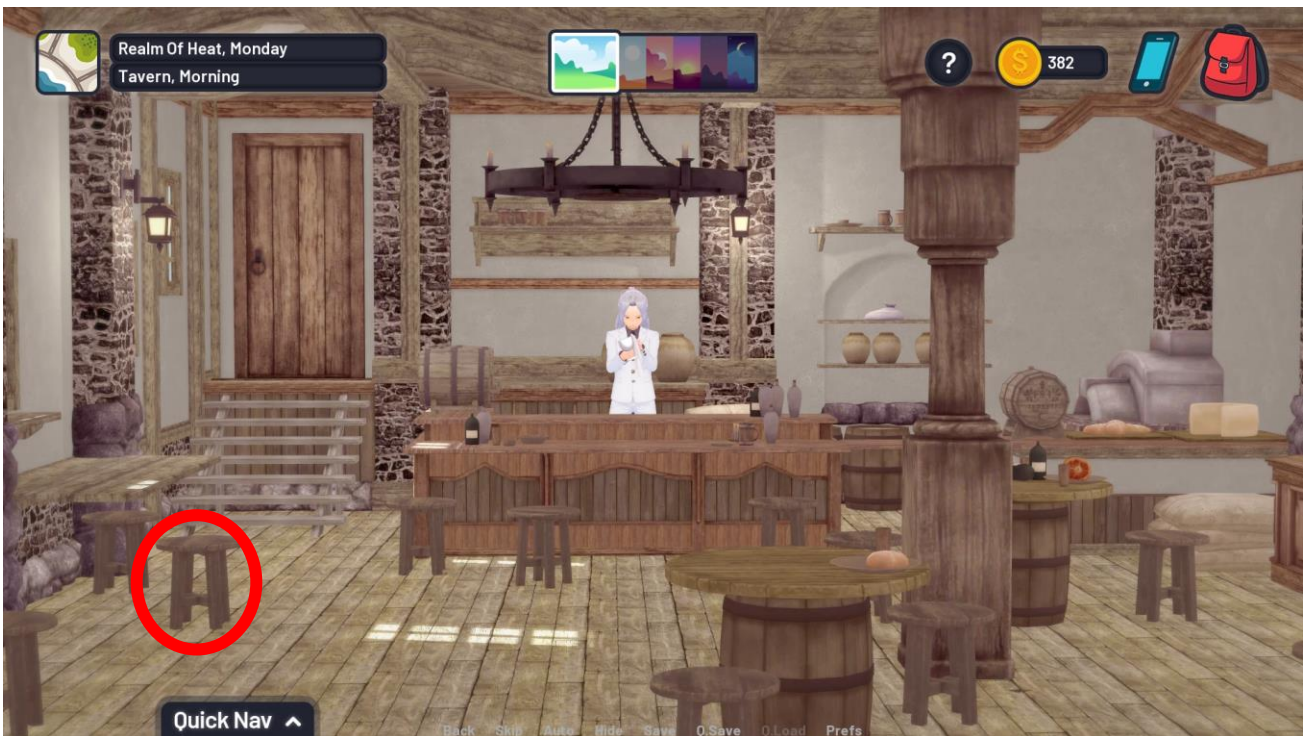
62. – “ Why Irina puts her penholder there?” – The penholder located on the top section of the shelf, not the mug on the desk



63. – “ There’s a red map at the Hospital? What’s that for?” – The red thingy next to the doubledoor inside the hospital




64. – “ Tavern is a place to rest when fatigue pulls. With stools to sit and drinks are full.” – The stool on the left area thand stand alone



65. – “ It bubbles and brews in the middle of Sena’s Livingroom.” – Big cauldron in the middle of Sena’s Living Room



66. – “ It’s found in Sena’s Bedroom where sleep is sought, a handy piece of furniture, not for nought.” – Mini table between the bed in Sena’s Bedroom



67. – “ In Sena’s Bedroom, where dreams are made, another bed is also laid.” – Natalie’s Bed in Sena’s Bedroom



68. – “ At the far right in Clover’s Lab, where water flows and hands are wet.” – the most far right lab sink you can find in Clover’s Lab



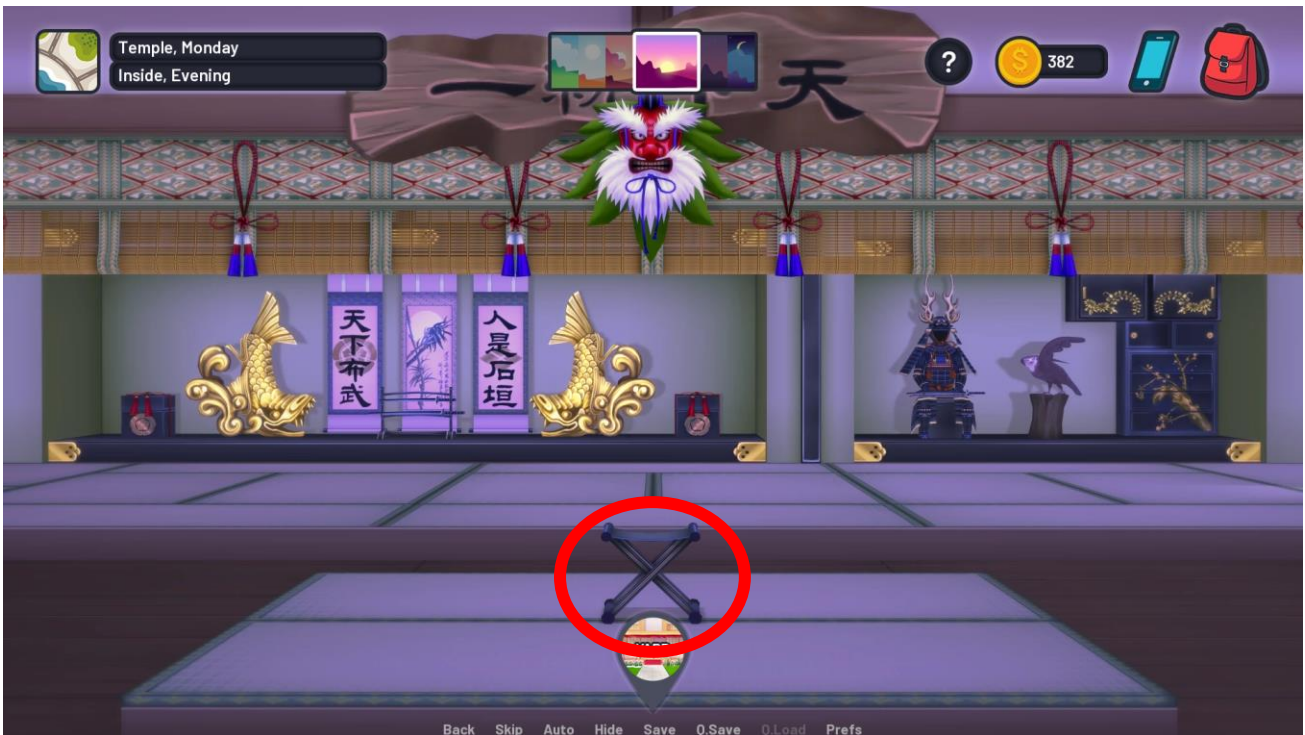
69. – “ In Sena’s Office, a sight to see, a picture hangs, framed artistry.” – The only visible painting you can click on, the one with yellow-ish frame




70. – “ Two eight-pointed stars in the middle of the Church. They are called octagrams if you do your research.” – The altar where the two stars are standing on



71. – “A seat to rest, small and neat, inside the Temple, where we meet.” – The mini stool inside the temple where Rachel usually sit



72. – “On the Side Street, where it’s easy to detect, there’s a fence but what to protect?” – The wooden fence like where Petra usually sit in front of



Items Section

Wishlist Items :

Wishlist items are items that you can buy for your club. To view it simply go to your laptop and open web browser. To use the items first the items must be bought (of course..) and then delivered to the club room. Then u can only use it at noon at the **Coyote Club**. The items are :

- Blindfold = \$ 50 (To use it, it required **Sue** Lvl.3 and **Katie** Lvl.5)
- Ukulele = \$ 450
- Projector = \$ 650
- Arcade Machine = \$ 750

Craftable Items :

To craft items, simply go to the **Storage Room** located on the school every weekday from Morning to Evening. The items are the followings :

Cardboard House = Cardboard Box +

Cure = 1 Midnight Exotics + 10 Cranberries + 1 Mortar (For **Teresa's** Lv.5 Event)

Exp Booster Talisman = 5 Blue Exotic + 5 Seashell (To increase affection get by +1)

Fancy Book (Restored) = Fancy Book (Damaged) + Lost Pages + Stapler (For **Rosetta's** Lv.1 Event)

Flower Bouquet = 15 Day Exotic (For **Cindy's** Lv.1 Event)

Grace's Dress = Grace's Dress (Torn) + Needle

Amethyst Anklet = 2 Chain + 2 Amethyst Gemstone (Used for Lvl.0 Sena's Relationship)

Amethyst Lamp = Touch Lamp + 1 Amethyst Gemstone (Used for Lvl.1 Rachel's Relationship)

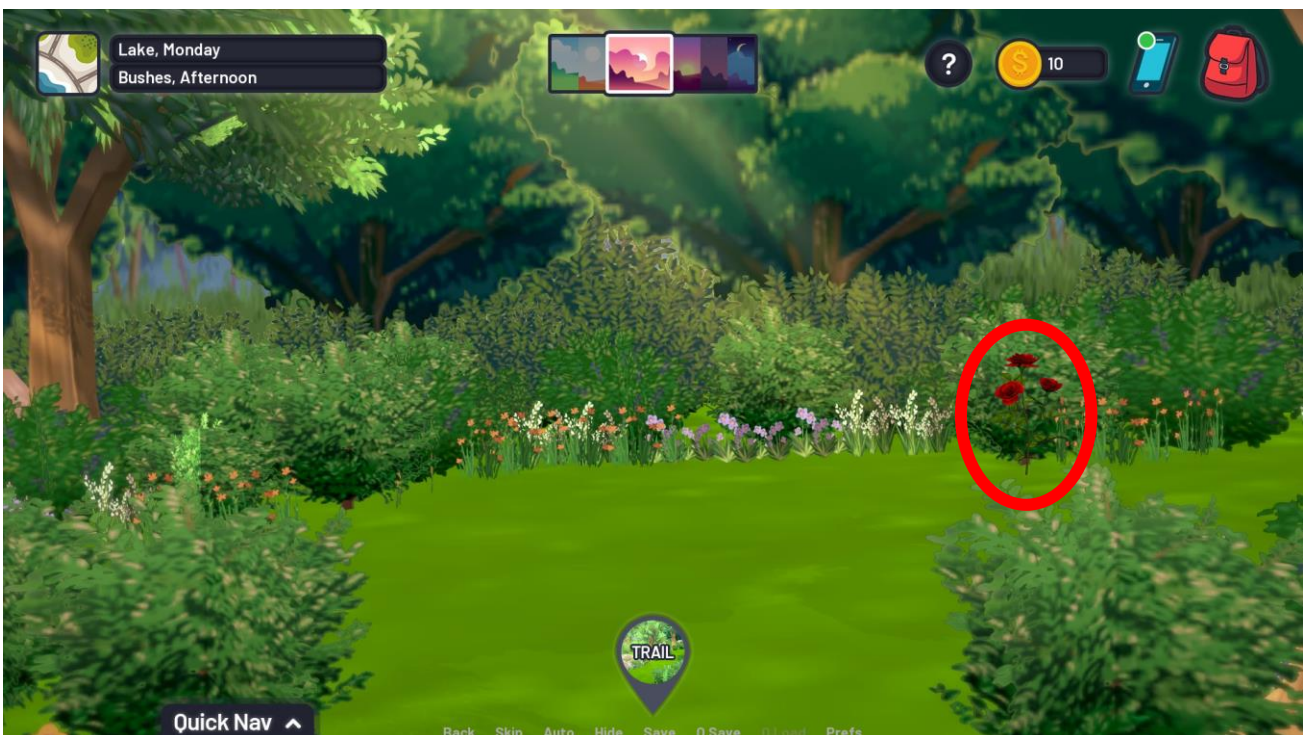
Diamond Necklace = 2 Chain + 1 Diamond Gemstone

Key Items :

- Cindy's Shop Key (Used To Unlock **Cindy** Interactions)
Can only be done at Morning or Noon. But where are the keys you might ask. Its located on the little tree on the left side on the mall entrance. Welp to give you easy time Picture will be provided.



- Red Rose for Natalie (Used for **Natalie's** Event for Lv.1 Relationship)
After **Natalie** asked you to go get a flower. You then go to the **Lake** and head straight to the bushes. There you can find a red rose on the right side.



- Lost Pages (Used for **Rosetta's** Event for Lv.1 Relationship) :

After **Rosetta** asked you to find missing pages, go to the **Left Side of City Library** and behind the counters, there's a bunch of papers laying on the floor. Pick it, then you want to go buy **Stapler** from **Cindy's Shop** and then go to the **Storage Room** to craft the book.



- Your Shorts

After Mia asked you to go on a beach, you need to find your shorts. The shorts is in **Katie's Room** at **Midnight**. Then you need to buy sunblock as well from **Cindy**.



-
- Rope (Used for **Cindy's** Event for Lv.3 Relationship)
After **Cindy** asked you to get a rope. Go to the **Beach**, then head to the **Food Stands**. There you can find a rope near the stands laying on the sands.



-
- Cardboard box (Used for **Katie's** Event for Lv.5 Relationship)
After Katie got scholded for neglecting responsibilities.. you as a good brother trying to help her.. You already got glue and paint. The cardboard box is inside the the storage rooms laying on the ground.



- Book Of General Knowledge (Used For Teresa's Event for Lv.6 Relationship)

After Teresa told you to get smart, you then go to the school library and thake the book from there



- Message In A Bottle (Used For Elena's Event for Lv.4 Relationship)

After Elena told you that she need 50K sCoin you decided that u gonna work your ass of or sell your kidney, but before that you need to check on the beach. There you will find the miracle on the beach sands



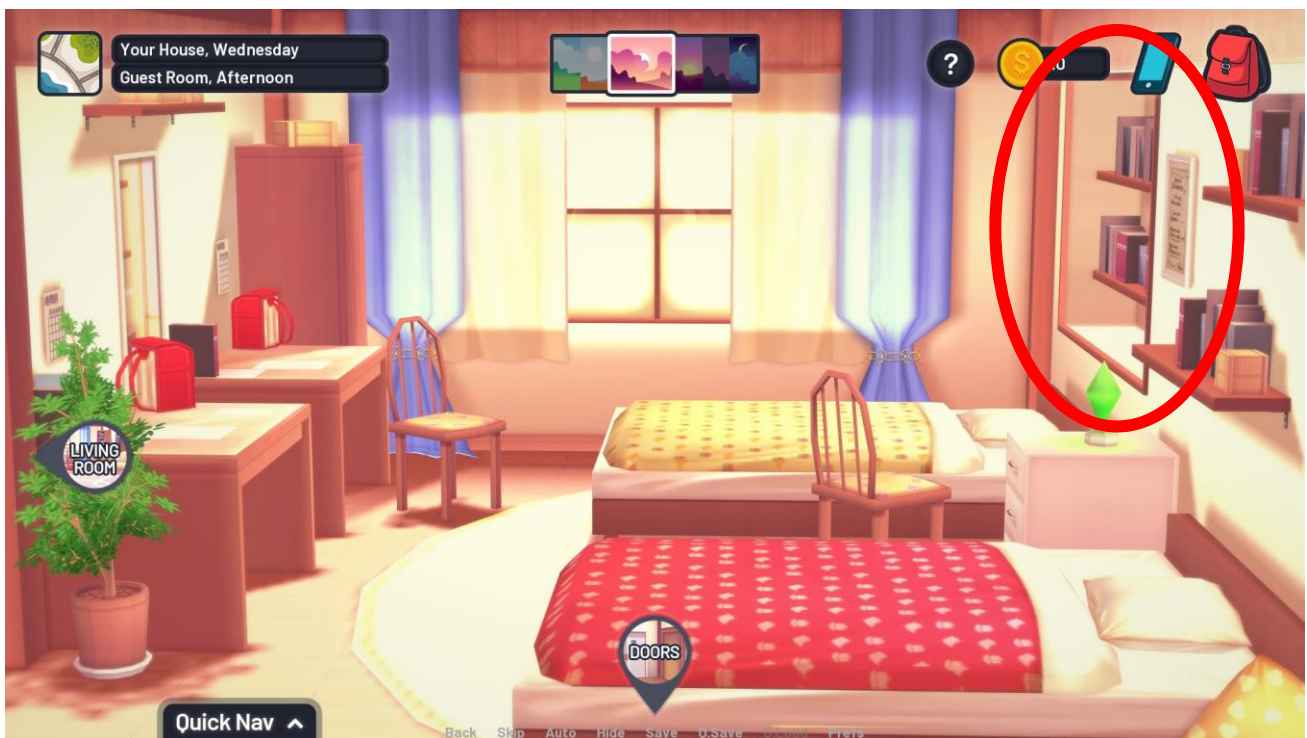
- Shovel (Used For Elena's Event for Lv.4 Relationship)

A beeg beeg shovel in the Storage Room. Who put a shovel in a school storage room?



- Beach Photo (Used For Irina's Event for Lv.5 Relationship)

Go to the guest room and find the beeg book shelf on the wall there. If you have clicked it once, **Check your inventory!** Because there is no alert on the left side of the screen



[Back To Index](#)

Realm Of Heat Items :

Stone Pickaxe – Unlocked after reaching **Lvl.5 Hawk Club** now that you have access to Realm Of Heat

Realm Of Heat Mining Site :

Mining Site 1 – Contains **Copper Ores** and **Amethyst Ores**

Mining Site 2 – Contains **Iron Ores, Jade Ores, And Ruby Ores**

Mining Site 3 – Contains **Gold Ores** and **Diamond Ores**

As for required Pickaxe :

Copper Ore required **Stone Pick and above**

Amethyst Ore required **Copper Pick and above**

Iron Ore required **Copper Pick and above**

Jade Ore required **Iron Pick and above**

Ruby Ore required **Iron Pick and above**

Gold Ore required **Iron Pick and above**

Diamond Ore required **Copper Pick and above**

(Do note that ores refresh dailies, and higher pick doesn't mean increase mine speed)

Godot's Workshop (Located in Realm of Heat) :

Copper Pickaxe = Stone Pickaxe + 3 Copper Bar

Iron Pickaxe = Copper Pickaxe + 3 Iron Bar

Gold Pickaxe = Iron Pickaxe + 3 Gold Bar

Copper Bar = 3 Copper Ores

Iron Bar = 3 Iron Ores

Gold Bar = 3 Gold Ores

Amethyst Gemstone = 3 Amethyst Ores

Jade Gemstone = 3 Jade Ores

Ruby Gemstone = 3 Ruby Ores

Diamond Gemstone = 3 Diamond Ores

[Back To Index](#)

Cindy Shop Items :

Music CD ----- (\$ 250) = Used for **Special Object**

Coffee Machine ----- (\$ 500) = Used for **Elena's** Event for Lvl.3 Relationship

Paper Cups ----- (\$ 250) = Used for **Special Object**

Mr.Label's Cream ----- (\$ 250) = Used for **Hana's** Event for Lvl.3 Relationship

Ice Cream Maker ----- (\$ 500) = Used for **Katie's** Event for Lvl.2 Relationship

Sunblock ----- (\$ 300) = Used for **Mia's** Event for Lvl.2 Relationship

Graphics Card ----- (\$ 500) = Used to increase the amount of money you get from mining

Horror Movies ----- (\$ 200) = Used for **Katie's** Event for Lvl.3 Relationship

Mortar ----- (\$ 200) = Used for **Teresa's** Event for Lvl.5 Relationship

Binoculars ----- (\$ 250) = Used for **Special Object**

Romantic Movie ----- (\$ 200) = Used for **Hana's** Event for Lvl.4 Relationship

Used Auger ----- (\$ 350) = Used for **Katie's** Event for Lvl.4 Relationship

Mat ----- (\$ 200) = Used for **Natalie's** Event for Lvl.3 Relationship

Food Coupon ----- (\$ 250) = Used for **Special Object**

Super Glue ----- (\$ 150) = Used for **Katie's** Event for Lvl.5 Relationship

Acrylic Paint ----- (\$ 150) = Used for **Katie's** Event for Lvl.5 Relationship

Movie Tickets ----- (\$ 150) = Used for **Angelica's** Event for Lvl.2 Relationship

Sleeping Pills ----- (\$ 150) = Used for **Angelica's** Event for Lvl.3 Relationship

Wardrobe ----- (\$ 250) = Used for **Jina's** Event for Lvl.5 Relationship

Bed ----- (\$ 300) = Used for **Jina's** Event for Lvl.5 Relationship

DSLR Camera ----- (\$ 500) = Used for **Cindy's** Event for Lvl.2 Relationship

Eggs ----- (\$ 50) = Used for **Emma's** Event for Lvl.2 Relationship

Flour ----- (\$ 100) = Used for **Emma's** Event for Lvl.2 Relationship

Stapler ----- (\$ 175) = Used For **Rosetta's** Event for Lvl.1 Relationship

Hot Girls Club Card ----- (\$ 250) = Used for **Special Object**

Photo Album ----- (\$ 200) = Used for **Irina's** Event for Lvl.5 Relationship

Voice Recorder ----- (\$ 300) = Used for **Katarina's** Event for Lvl.3 Relationship

Needle ----- (\$ 100) = Used for **Fixing Grace's Dress Special Object**

Lockpick ----- (\$ 150) = Used for **Elena's** Event for Lvl.4 Relationship

Touch Lamp ----- (\$ 200) = Used for **Making Amethyst Lamp**

Moon Shop Items :

Nightgown ----- (\$ 300) = Used for **Hana's** Event for Lvl.6 Relationship

Sexy Lingerie ----- (\$ 250) = Used for **Mia's** Event for Lvl.4 Relationship

Casual Wear ----- (\$ 250) = Used for **Irina's** Event for Lvl.3 Relationship

Business Wear ----- (\$ 250) = Used for **Irina's** Event for Lvl.3 Relationship

Suit ----- (\$ 250) = Used for **Special Object**

Cat Ears ----- (\$ 150) = Used for **Katarina's** Event for Lvl.3 Relationship

Note : Colours on the items has its meaning. Purple = Special Objects, Yellow = Event Objects, Green = Personal Use Object

Closing

That's all for the guide of **School of Love : Clubs** Version 0.1.8. Thank you for using this guide, and I hope you can reach 100% completion with this guide. Heres some extra beeg scholng just for you



~ End Of Guide ~