

Sabrina the Hungry Witch Guide

Made by MisterMadness

Main Story:

When you begin first talk to mindy



She will tell you to gather the remaining ingredients

Go a bit down to this little crate and interact with it to get a potion bottle



Afterwards go outside and search for the last ingredients

There should be 1 clover leaf, 1 akonite and the chicken for the feather in the first area



After getting those head up to the second area and gather 1 more akonite and 1 ginger



But be carefull for the wasp/hornet creatures there

Afterwards head back to mindy's house, interact with the couldron and brew the potion



Once you brew the potion and talk to mindy again and drink the potion

This will mark the end of the prologue and the story so far

Intro scenes:

These scenes are simple to get, and 1 of them even impossible to miss.

The Fairy

When you walk outside to gather the herbs for the potion, you will see a sparkle moving around. If you interact with it you will begin talking with the fairy, after a bit of dialogue you will get the option to eat her

Witch Teacher:

Simply follow the questline and this scene is guaranteed to play out

After eating her interact with the bed to sleep her off to digest

Lynestra Scenes:

The scenes for the first town of the game

To digest any meal here enter the inn



head upstairs and interact with the bed



Pred. Annabella

Once you land in the town, head a bit up and talk to these 2 old men to your right



Offer to help them decide who of their daughters is the prettiest

Go down again and talk to the 2 girls next to the well



Afterwards head up to the 2 old men and talk with them again

Tell them that annabella is the prettiest of the two

After you did that head down and enter this building



In there then enter the most left door



Once inside talk to annabella and enjoy the scene 😊

Pred. Christella

Follow the same as pred annabella, but instead say christella is the prettiest, and then enter the middle door.



Inside talk to christella and enjoy the scene 😊

Pred. Slime Girl

Inside the town walk up and head a bit left, and interact with this sparkle on the well



You will hear someone asking for help and get the option to climb down

If you dont have cheat mode enabled, then before doing this i suggest you stack up on some healing potions

You can craft them by finding akonite in and around the town and brewing them inside of the potion shop any akonite respawns after entering and leaving any building



For the bottles simply buy them from the shopkeeper, if you need gold there is a chest outside on the left side of the town.

Once you have brewed at least 3-5 potions you can enter the well

Inside the well you will find a slime girl, interacting with her will give the option to run or fight her



Fight her, best strategy is if you ever go below 150-155 Hp, use a healing potion, otherwise simply use your fire spell to deal damage to her

Once you win the fight you will eat her, enjoy the scene 😊

Prey. Slime Girl

Same as above, instead of beating her, either lose the fight, or select the run option and she will eat you, enjoy the scene 😊

Pred. Jasmine the adventurer

Outside of the town to the left side, walk up until you see a bunny and walk close to it



You will see a frog eat it

After talk to jasmine, the girl walking around left of the town



After you have done both, enter and leave any building

Then go left of the town up to where you saw the bunny and you should see a big frog trying to eat jasmine, walk up in front of it



Some dialoge will play, and you will get the option to save her, or leave her to her fate

Select to save her and a fight will begin, make sure to have restored your health and mana before hand, and have at least 2-3 healing potions on you.

Use your fire spell to damage it, once you drop below 60-65 hp, use a health potion

Once you win the fight, you will get the option of eating jasmine

Enjoy the scene 😊

Obs. Frog eats girl

Begin the same as above, but instead of saving her, either lose the fight, or leave jasmine to her fate

Enjoy the scene 😊

Obs. AV Random church girl

After beating the slime, head into the church



Talk to the demon nun in the center, she will ask you for the jar of slime you carry. (if this is your first time talking to her, you will see the introduction dialogue, walk through it and then talk to her again immediately)



After walk out of the church and walk back in, on the right you should see a sparkle at the confession booth



Interact with it and enjoy the scene 😊

Pred. Frog Girl

Head outside of town, and head into this forest



You are going to have to fight some frogs, so if you dont have cheat mode enabled, make sure to take some healing potions with you.



Fight the frogs on these bridges, and you can continue to the island with the frog girl.



Interact with her, and a fight will begin.

If you dont have cheat mode enabled, make sure to take healing potions with you

Once you win, you will eat her. Enjoy the scene 😊

Prey. Frog Girl

Follow the same as above, but instead lose the fight

Prey. Frog / Sabrina

Head to the forest on the left, and lose the fight to one of the frogs there

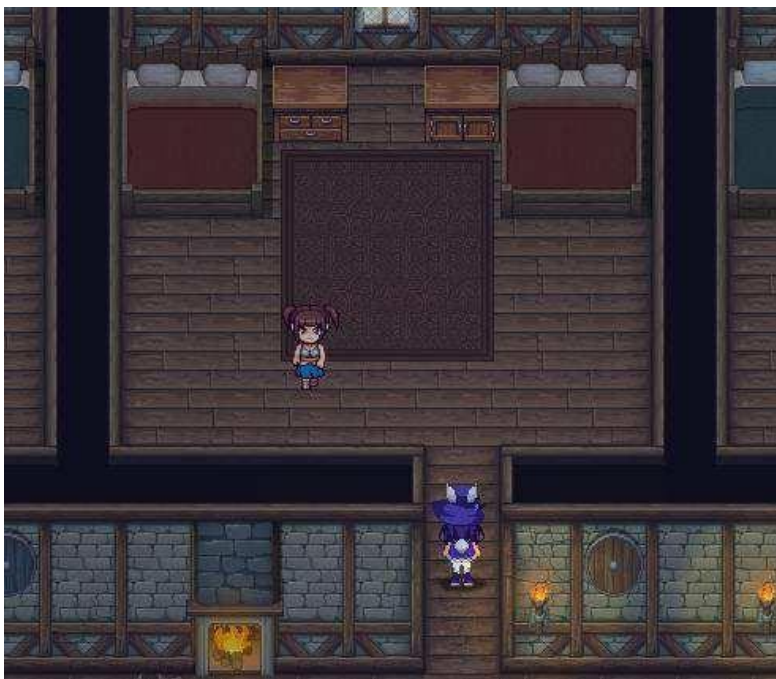
Enjoy the scene 😊

Pred. Inn Girl

In town, head into the inn.



Inside, head upstairs, and talk to this girl



You will get the option to talk to her, enjoy the scene 😊

Pred. Nun

After getting the key from the demon, head down to the church basement



Once in there, head into the nun living quarters



You will see nuns walking around, avoid them and head to the pool in the back



Talk to the nun there, and enjoy the scene 😊

Pred. Sleeping Nun

Follow the same as above, but instead of up, go left and interact with the nun on the bed



Enjoy the scene 😊

Obs. Pri / Bunnies

After eating the inn girl, leave and re-enter that area, and you should find this girl there



Walk into the room and a interaction will play, she will leave, and a sparkle will appear on the bed, interact with it to get a key



After head outside and find a trapdoor like this and interact with it.



You will enter the pred hideout, once there head to this door, interact with it and pick people. You enter the hideout, head to the right and watch the dialogue play, after enter Pri's house.

Pri will eat some bunny girls, enjoy the scene 😊

Pred. Christella + Annabella

After watching pri eat those 2 bunnies, leave and re-enter her house a few times until her stomach is empty.

Talk to her, she will offer to teach you how to eat 2 people at once, but she wants something in return, after the dialogue go talk to jacob the fox.



After talking to him, talk to pri again, and she will teach you to eat 2 prey at once.

After that head up to the 2 old men again, and choose that option 'both'

After head into the building they live, and this time enter the most right door



Enjoy the scene 😊

Obs. Pri / ?

After you turned jacob into a human, and pri and jacob are both not in the upstairs of pri's house, head into the basement, and interact with the door here



Peep through the keyhole, and you will see a scene, enjoy 😊

Pred. Tavern Girl

In town, enter the tavern



Inside, head to the area to the right here



Inside talk to the girl, and enjoy the scene 😊

Pred. Yoga girl

Enter the sports center on the right side of town.



Inside head to the room top left, and talk to the redhaired woman



She will tell you that you need yoga clothes if you want to participate, leave the building and head to the pred hideout, there talk to the coach



She will give you the option to lose some weight, you can pick either yes or no, and after you ask her for yoga clothes, they will cost 500 gold, so make sure you have that.

You can get gold by either making and selling potions, or finding chests around the town.

There are 2 chests containing 150 gold each on the left side of the outside of town.

If you still dont have enough after that, collect some potion ingredients, and make potions, or sell the ingredients directly.

There are also 2 chests in the forest left of town, tho carefull for the frogs if you have not cleared those yet.

Once you have enough gold, get the yoga clothes, then return to the yoga people, join the lesson

They will tell you to put on your yoga clothes, do that at these sparkles



After interact with this sparkle



enjoy the scene 😊

Prey. Cow Nun

If you havent already, in the church enter the room at the left back corner



Continue going up and interact with the door at the top

After head into the basement, and this door should have opened up



Enter it, and get to the other side, to do so you need to flip the levers, and walk the path they create. this can be tricky, just keep trying and youll get it, gl.

Once at the other side, pull this chain, and the path will remain open permanently



After, head up, for the main story, follow straight up, but we want the scene, so head left
Interact with the door thats there, and peek through the keyhole



You will see some sexual content you can skip if you want, afterwards enter the room.

Interact with the cow nun on the bed



If you have not yet learned how to eat 2 prey at once, simply choose to try and eat her
She will wake up and eat you.

If you do know how to eat 2 prey at once, choose to not be carefull, which will also wake her
up, and she will eat you.

Enjoy the scene 😊

Pred. Cow Nun

Follow the same as above, but make sure you know how to eat 2 prey at once, and be
carefull while trying to eat her.

Enjoy the scene 😊

Pred. Hazel's meal

Enter the tavern in the pred hideout



Inside, talk to the bartender, and get something to eat

Enjoy the scene 😊

Pred. Hazel's Drink

Same as above, but get a drink instead, enjoy the scene 😊

Prey. Hydra

In town, enter the smithing shop.



Inside, talk to the blacksmith



Ask him for a quest, accept it, then leave town, and head to the mine right of town



Once there, talk to the miner about what's wrong.



He will tell you that a hydra is stopping the work, offer to help, then head into the mine



Inside interact with the hydra



Choose either fight her, or try to pet her, these will make her eat you, enjoy the scene 🍷

Obs. Cow / Hydra

Follow above, but before entering the mine, interact with the cow next to the miner



Turn the cow into a human, then interact with her again and make her follow you

Then enter the mine, interact with the hydra, and pick feed her

Enjoy the scene 😊

Obs. Huge Snake / explorer

After calming down the hydra, enter the mine, and head to the right here



You will see a person being attacked by snakes, first interact with this crate to burn it



After that, interact with the minecart, and push it



Head down following the rails, and flip the lever



Afterwards, you need to push the boulder onto the pressure plate



To get the boulder to the right spot, follow these directions carefully

Up->2Xright->9Xdown->4Xleft

This should put the boulder on the pressure plate like so



Afterwards, head up and a bit right, and interact with this part of the wall



It will now open up, and transport you to the other side

Head down to the woman and the snakes

Pick the option to not help her, this will make the snakes eat her

Enjoy the scene 😊

[Prey. Giant Snake / Sabrina](#)

Follow the same as above, but instead choose to help her, and lose the fight

Enjoy the scene 😊

[Pred. Explorer](#)

The same as above, but win the fight, again for this, make sure to have health and mana potions if you do not have cheat mode enabled, also try to be level 4 before doing this.

Either way enjoy the scene

Obs. Max / Girl

On the right side of town, interact with this girl



she will ask you for food to tame the dog above you, suggest giving a carrot, she will ask you for one, so make sure you have 1, you should get them from fighting the frogs in the forest to the left of town.

After head down and on the bridge you are stopped, once you can move again head back up, and you can see the dog eating the girl, enjoy the scene 😊

Pred. Hidden Bath Girl

In the underground area outside the pred hideout, interact with this chain here



This will open up a passage way next to the stairs on the right side of this map



Enter it, and you will see a girl standing with some dialogue playing

Interact with her and you will eat her

Enjoy the scene 😊

Pred. Stuck In Cave Girl

Enter the inn, and inside talk to the girls up the stairs, this girl specifically



They will tell you they are looking to cast a fifth member, head to the adventurer's guild



Inside, stand on the sparkle in between these girls



Now leave town, and enter this area right here




There head to the back of the area, and stand on the sparkle




Now enter the cave, go left and up, and flick the lever there



Now go back down, and go right and up and flick this lever



Now this passageway here should have opened



Enter it, you will arrive in a different part of the current map

Head towards the lever and flick it



Now go back the way you entered here, go down and left, and this passageway should be opened up



Enter it, and head all the way to the top while avoiding all the mushrooms and red areas
Once up there flick the lever that's there



Now head out again, while again avoiding everything
Head to the first passageway again and enter it, and now this passageway should be open



Enter it, and on the left you will see a girl stuck in the wall



Interact with her to help her, and enjoy the scene 😊

Prey. Mushroom man

In the area of the second passageway, you have 3 hearts in the top left

Walk into the mushrooms or red areas 3 times and you will discover this prey scene

Enjoy 😊

Pred. Explorer Candidate

Continue up in the room with the girl in the cave wall, and outside talk to jenny



Talk to her a second time to start the second challenge

And stand on the sparkle over here



This will start the second challenge, head up and beat chickens

(simply interact with a chicken and you defeat it without battle)

After 9 chickens beaten, a big rooster will appear and attempt to swallow the other girl your competing with, head over to them.



Choose to save the girl, and a fight will begin

If you havent activated cheat mode, make sure you have health and mana potions, and you are at least lvl 4+

Once you win you will eat the girl yourself, enjoy the scene 😊

Obs. Explorer Candidate

Follow the same as above, but either lose the fight, or choose not the save the girl

Enjoy the scene 😊

Pred. Sabrina/Lynestra Guard

In the pred hideout, talk to this man and buy the house



Once inside the house head to the back and go here



You will interact with the broom, and ask it to clean the house, after it did, talk to it here



Choose to pick it up, and head outside to the bottom right tower of the town



Interact with this here, and you will fly to the top of the tower



Up here interact with the guard, and talk her into getting eaten, enjoy the scene 😊

Pred. Sabrina, Jennifer/Mouse Girl/Boy

Talk to jennifer



She will ask you you've youve seen the mouse boy and girl, say yes

She then suggests that the 2 of you go and eat them

She says the cage belongs to a centaur named Neomie

Head to the pred tavern



And inside talk to this centaur



You will ask her if you can eat the mouse boy/girl, and she will say she lost the key for it
Next, if you havent already, talk to this man here, and buy the house.



After head inside and head back here



You will interact with the brook and it will clean your house

Afterwards talk to the broom here



Choose to pick it up and head to the bridge on the right



Interact with this here with broomy on you, and you will fly towards the key



Pick it up, and then head back towards jennifer.

The 2 of you will then eat the mouse boy and girl, enjoy the scene 😊

Prey. Cow nun wins arena

Within the Pred Hideout, head right and enter the Arena



Inside walk up and enter the next room



Talk to the lady inside and select any of the challenge options



Once the challenge begins, walk into the cow nun

Enjoy the scene 😊

Prey. Pri wins arena

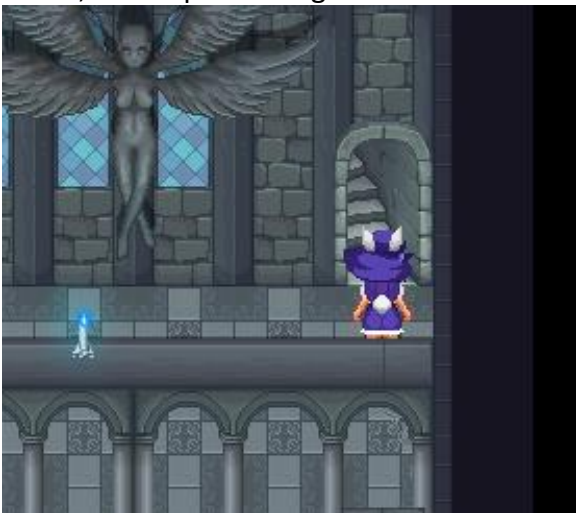
Same as above, but instead walk into pri

Enjoy the scene 😊

Prey. High priestess snacks you
In town head inside the church



Inside, head up to the right



Keep going up until your in this room



Inside this room walk over to the naga priestess.
Enjoy the scene 😊

Pred. Lamia sabrina eats four
Head inside the church and go to the naga priestess room
There interact with these bookshelves to search them.



A secret door should have opened next to you, enter it



Inside you will have to fight a few snakes, so make sure your equipped for a fight (if you lose to one of them they will eat you, enjoy the scene if you do 😊)
Keep heading as far right as you can, you should only encounter 1 snake before you cant go any further. Then head up and you should see this lever.




Interact with it to flip it, and then head down and a little bit left.
Head up to fight another snake, beat it, and then head left and down into this room



Flip the lever and head straight up when leaving this room
Then just follow the path to the end. There open the chest.



Now head back outside to the naga priestess room and leave it.
Go down another floor and interact with the sparkles here



Drink the lamia potion to enter the vent.
Within the vent head up as far as you can.
Then just go right until you reach this ladder



Interact with it, and you'll enter the sacrifices room
In there interact with the girls on the bed
After head outside the door
Enjoy the scene 😊

Pred. Elven girls

Enter the potion shop and do the first quest if you haven't yet

Then start the second quest, and head outside town and to the area on the left



There head into the tent and talk to the woman inside



She will ask you to check on her daughter, accept and leave the tent to talk to this girl



Offer to help her, and bring her the items she needs

Once you have given her the items, she will invite you to join her and her sister at a hot spring.

Head back to the potion shop and talk to the girl there



Head over to her room where she will give you a bikini



After head back to the other area, and head through the field to the cave at the back




Inside talk to the elf girl

Enjoy the scene 😊

Pred. Yoga mom + daughter
 Inside town, head inside the sports center



Head to the area top left, first change into your yoga clothes, and then talk to the mom



Follow the instructions the game gives you

Enjoy the scene 😊

Main Story:	1
Intro scenes:	3
The Fairy	3
Witch Teacher:.....	3
Lynestra Scenes:	3
Pred. Annabella	4
Pred. Christella.....	6
Pred. Slime Girl	6
Prey. Slime Girl	8
Pred. Jasmine the adventurer	8
Obs. Frog eats girl	9
Obs. AV Random church girl.....	10
Pred. Frog Girl.....	11
Prey. Frog Girl	12

Prey. Frog / Sabrina	12
Pred. Inn Girl.....	13
Pred. Nun	13
Pred. Sleeping Nun	15
Obs. Pri / Bunnies	15
Pred. Christella + Annabella	16
Obs. Pri / ?	17
Pred. Tavern Girl.....	18
Pred. Yoga girl.....	19
Prey. Cow Nun	21
Pred. Cow Nun.....	23
Pred. Hazel's meal	23
Pred. Hazel's Drink.....	23
Prey. Hydra	23
Obs. Cow / Hydra.....	26
Obs. Huge Snake / explorer	26
Up->2Xright->9Xdown->4Xleft	27
Prey. Giant Snake / Sabrina	28
Pred. Explorer	28
Obs. Max / Girl.....	29
Pred. Hidden Bath Girl.....	29
Pred. Stuck In Cave Girl.....	30
Prey. Mushroom man	35
Pred. Explorer Candidate.....	35
Obs. Explorer Candidate	37
Pred. Sabrina/Lynestra Guard	37
Pred. Sabrina,Jennifer/Mouse Girl/Boy.....	39
Prey. Cow nun wins arena	43
Prey. Pri wins arena	43
Prey. High priestess snacks you	44
Pred. Lamia sabrina eats four.....	45
Pred. Elven girls	48
Pred. Yoga mom + daughter	50