

MIDNIGHT SIN

By [Faerin Games](#)


v0.4.2

About

You play as the bodyguard to a mentor and her three beautiful students. You live in a lavish mansion with the Household and have to protect them from harm, whilst also breaking down the barriers that they have put up. Each girl has a different personality and you will have to navigate these to get closer to them.

Table of Contents	
MC (Events)	2
Madeline (Daily/Weekly schedules/stats)	3
Victoria (Daily/Weekly schedules/stats)	4
Annabelle (Daily/Weekly schedules/stats)	5
Olivia (Daily/Weekly schedules/stats)	6
Rebecca (Daily schedule/stats)	7
Kate (Daily schedule/stats)	8
Open dialog conversations	9 - 12
Books	13
Paintings	14
Fight scene/Killing Rabid Squirrels	15
Earning extra money/Bonus Points	16

Please note: It is recommended that you follow the hints while using the walkthrough to correspond with the hints shown.



MC (You)

(Monday)

When Rebecca gets agitated with you, select, "I better take a deep breath".

When Olivia comes to your room, select, "Hug her back".

(Tuesday)

08:17 - [First blackmail](#) event in MC's bedroom (Hint: go to the upstairs shower one hour before she arrives).

(Wednesday)

21:00 - [Second blackmail](#) event in MC's bedroom (Hint: go to the upstairs shower one hour before she arrives).

(Friday)

01:00 - Third blackmail event in the middle of the night after MC has gone to bed.

(Saturday)

22:00 – [Fourth blackmail](#) event in MC's room.

Go to the study at 13:00. Click on the book under Annabelle's arm.	For the last book of Sin, go to bed at 01:00.
Go to Victoria 's room at 23:00 and click on the book on her bed.	Use the key from the bookcase in the basement on the utility closet (to the right of the washing machines).
Talk to Olivia about Annabelle twice in order to unlock the option to speak to her about borrowing a laptop, then talk about the laptop.	Go to the pool at 21:00 and drink a glass of wine with Madeline. Select "I would love to". During your open dialog with her, select "(Focus!)" until Madeline reaches at least 25 love.
Once you do Olivia 's second TV event and get the laptop from her, click on it to trigger needing to get into Annabelle's room. Then try to enter her bedroom at 15:00 the following day. There will be a hint telling you to create a "toilet emergency" in order to distract Kate. Go to the downstairs bathroom and use the toilet paper on the toilet.	Try to have your workout with Annabelle at 16:00, but cut her some slack. You will need to do this twice. The first time, cover for her at dinner, and the second time, tell the truth during dinner. Peek into the punishment room at midnight.
Go to Madeline 's room at 21:00 when Rebecca is preparing Miss Caine's bath (look for Madeline's hint to indicate her bath being prepared). Click on the book in front of her bed (you can't get it yet). Then go back to Madeline's bedroom at 16:00 the next day. Look around the room for the book .	At 16:00, you will get a message on your phone that you have been paid \$50,000. You can now pay off your debt to Ruslan. Use the city map and click the icon between "your apartment" and "maid".
The invitation to join the girls for dinner is triggered by completing the fourth blackmail event.	Training (MC): Once you have some extra money , you will be able to buy items at the Mega Mall in order to increase your stats through training at the mansion.
In order to give Annabelle the workout clothing from the mega mall, you <u>must</u> have seen her get spanked by Madeline.	Training (Victoria): Once you've defeated Devon, you will be able to train with Victoria between 20:00 – 23:00, though your skill <u>must</u> be at least 50.

[Back to Top](#)



Madeline



Weekly Schedule

Day	Location
Sunday	
Monday	
Tuesday	Board meeting between 14:30 – 16:30.
Wednesday	
Thursday	Board meeting between 14:30 – 16:30.
Friday	
Saturday	

Daily Schedule

Time	Location
07:00 – 08:00	Working out in the basement.
08:00 – 09:00	In her bathroom.
09:00 – 10:00	In the kitchen talking with Olivia.
10:00 – 18:00	In her office.
18:00 – 19:00	In the dining room eating dinner with the girls.
19:00 – 21:00	In her office.
21:00 – 22:00	At the pool drinking wine.
22:00 – 23:00	In her bathroom.
23:00	In her bedroom.

Stats

	Lust stat	10
	Love stat	42

[Back to Top](#)



Victoria

Weekly Schedule

Day	Location
Sunday	
Monday	Boxing lessons between 19:30 – 21:30 (Note: This will no longer apply once you defeat Devon).
Tuesday	
Wednesday	
Thursday	
Friday	
Saturday	

Daily Schedule

Time	Location
07:00 – 08:00	In her bedroom.
08:00 – 09:00	In the kitchen eating breakfast.
09:00 – 10:00	In the basement working out.
11:00 – 12:00	Taking a shower.
12:00 – 14:00	In her room.
14:00 – 16:00	Sunbathing by the pool. - When asked to get her a drink, select, "Tell her to get it herself". *Note* after you've trained her in boxing, check on her at 14:00 when she is supposed to do a chore (upstairs near your bedroom). This can only be done once (as of v0.3.1)..
16:00 – 18:00	In the study.
18:00 – 19:00	In the dining room eating dinner with the girls.
19:00 – 20:00	In her room.
20:00 – 23:00	Working out with the heavy bag in the basement.
23:00	In her bed texting on her phone.

Stats

	Lust stat	50
	Love stat	56

[Back to Top](#)



Annabelle



Weekly Schedule

Day	Location
Sunday	
Monday	
Tuesday	
Wednesday	
Thursday	
Friday	Art class between 19:30 – 21:30.
Saturday	

Daily Schedule

Time	Location
07:00 – 10:00	In her bedroom.
10:00 – 11:00	She takes a shower.
11:00 – 12:00	Eating in the kitchen.
12:00 – 14:00	In the study.
14:00 – 16:00	Paints near the arboretum.
16:00 – 17:00	Works out in the basement.
17:00 – 18:00	In her bedroom.
18:00 – 19:00	In the dining room eating dinner with the girls.
19:00 – 23:00	In her bedroom, playing Hentai Impact (must have laptop from Olivia).
23:00 – 00:00	In the bathroom.
00:00	In her bedroom.

Stats

	Lust stat	45
	Love stat	52

[Back to Top](#)



Olivia



Weekly Schedule

Day	Location
Sunday	
Monday	
Tuesday	
Wednesday	Swimming practice between 10:30 – 12:30 (no longer required after the swimming contest)
Thursday	
Friday	
Saturday	Swimming contest between 10:00 – 18:40. (Requires endurance to be at least 50 endurance).

Daily Schedule

Time	Location
07:00 – 08:00	In her room.
08:00 – 09:00	In the bathroom.
09:00 – 10:00	Eating breakfast in the kitchen while talking to Madeline.
10:00 – 11:00	In her room.
11:00 – 13:00	In the pool.
13:00 – 14:00	In the kitchen eating.
14:00 – 16:00	In the study.
16:00 – 18:00	In her room doing homework.
18:00 – 19:00	In the dining room eating dinner with the girls.
19:00 – 20:00	On the phone in her room.
20:00 – 21:00	In the bathroom.
21:00 – 23:00	Watching TV in the living room.
23:00	In her room.

Stats

	Lust stat	70
	Love stat	64



[Back to Top](#)



Rebecca

Daily Schedule

Time	Location
07:00 – 08:00	Preparing breakfast in the kitchen.
08:00 – 09:00	Cleans the kitchen.
09:00 – 10:00	Washes the laundry.
10:00 – 11:00	In the laundry room.
11:00 – 12:00	In the kitchen eating.
12:00 – 13:00	Cleans the study.
13:00 - 14:00	In the kitchen.
14:00 - 15:00	Cleans the office.
15:00 - 16:00	Cleans Madeline's bedroom
16:00 - 17:00	Cleans Madeline's bathroom.
17:00 - 18:00	Preparing dinner.
18:00 - 19:00	Eating dinner in the kitchen.
19:00 - 20:00	Cleans the dining room.
20:00 - 21:00	Cleans the kitchen.
21:00 – 22:00	Preparing Madeline's bath.

Stats		
	Lust stat	10
	Love stat	10

[Back to Top](#)





Kate

Daily Schedule

Time	Location
08:00 – 09:00	Cleans the entrance hall.
09:00 - 10:00	Cleans the downstairs bathroom.
10:00 - 11:00	Cleans outside near the pool.
11:00 - 12:00	Cleans the living room.
12:00 - 13:00	Cleans the upstairs bathroom.
13:00 - 14:00	Cleaning Olivia's bedroom.
14:00 - 15:00	Eating lunch in the kitchen.
15:00 - 16:00	Cleans Annabelle's room.
16:00 - 17:00	Cleans Victoria's room.
17:00 – 18:00	Cleans the MC's room.

Stats

	Lust stat	5
	Love stat	8

[Back to Top](#)

Open Dialog Conversations

The following are conversations you will have during open dialog with any of the girls (that are included in the current update) which offer stat gains as well as conversations that unlock progression with them or another person.

Madeline	
Asking about MC	Adds +1 to her love stat.
Asking about Olivia	
Asking about Annabelle	
Asking about Victoria	Unlocks Victoria doing a chore (must be training her in boxing).
Asking about herself	Adds +1 to her love stat.
Asking about John	
Asking about Rebecca	
Asking about Kate	

Victoria (Only talks to you <i>after</i> you've defeated Devon)	
Asking about MC	
Asking about Olivia	
Asking about Annabelle	
Asking about herself	Adds +1 to her love stat.
Asking about Madeline	
Asking about John	
Asking about Rebecca	
Asking about Kate	

[Back to Top](#)

Annabelle	
Asking about MC	Adds +1 to her love stat.
Asking about Olivia	
Asking about herself	Adds +1 to her love stat.
Asking about Victoria	
Asking about Madeline	
Asking about John	
Asking about Rebecca	
Asking about Kate	

Olivia	
Asking about MC	Adds +1 to her love stat.
Asking about herself	Adds +1 to her love stat.
Asking about Annabelle	You must talk about her twice in order to unlock the laptop topic.
Asking about Victoria	
Asking about Madeline	Adds +1 to her love stat.
Asking about John	Adds +1 to her love stat.
Asking about Rebecca	
Asking about Kate	

Rebecca (Not implemented)	
Asking about MC	
Asking about Olivia	
Asking about Annabelle	
Asking about Victoria	
Asking about Madeline	
Asking about John	
Asking about herself	
Asking about Kate	

[Back to Top](#)


Kate	
Asking about MC	Adds +1 to her love stat.
Asking about Olivia	
Asking about Annabelle	
Asking about Victoria	Adds +1 to her love stat.
Asking about Madeline	
Asking about John	
Asking about Rebecca	
Asking about herself	Adds +1 to her love stat.

[Back to Top](#)


Books of Sin	
Volume One - Gluttony	Already included.
Volume Two - Greed	Found in MC's room.
Volume Three - Sloth	Found under Annabelle's arm in the study.
Volume Four - Envy	Olivia has the book in her possession.
Volume Five - Pride	Found in Victoria's room.
Volume Six - Wrath	Already included.
Volume Seven - Lust	Found in Madeline's room.

In order to unlock the door in the basement (once you have the [key](#)), use the colors you saw in the bookcase that corresponds with each of the volume numbers of the books of sin and the [paintings](#) throughout the mansion.

Hint: The pass-code for the door that represents the colors of 7 books of sin will change with each play-through. So the code may not be the same for everyone. This was intentional and not a bug.



This is an example of the color code you *might* see, not the actual color code itself.



Using these examples, the hypothetical pass code would be: 1243

[Back to Top](#)

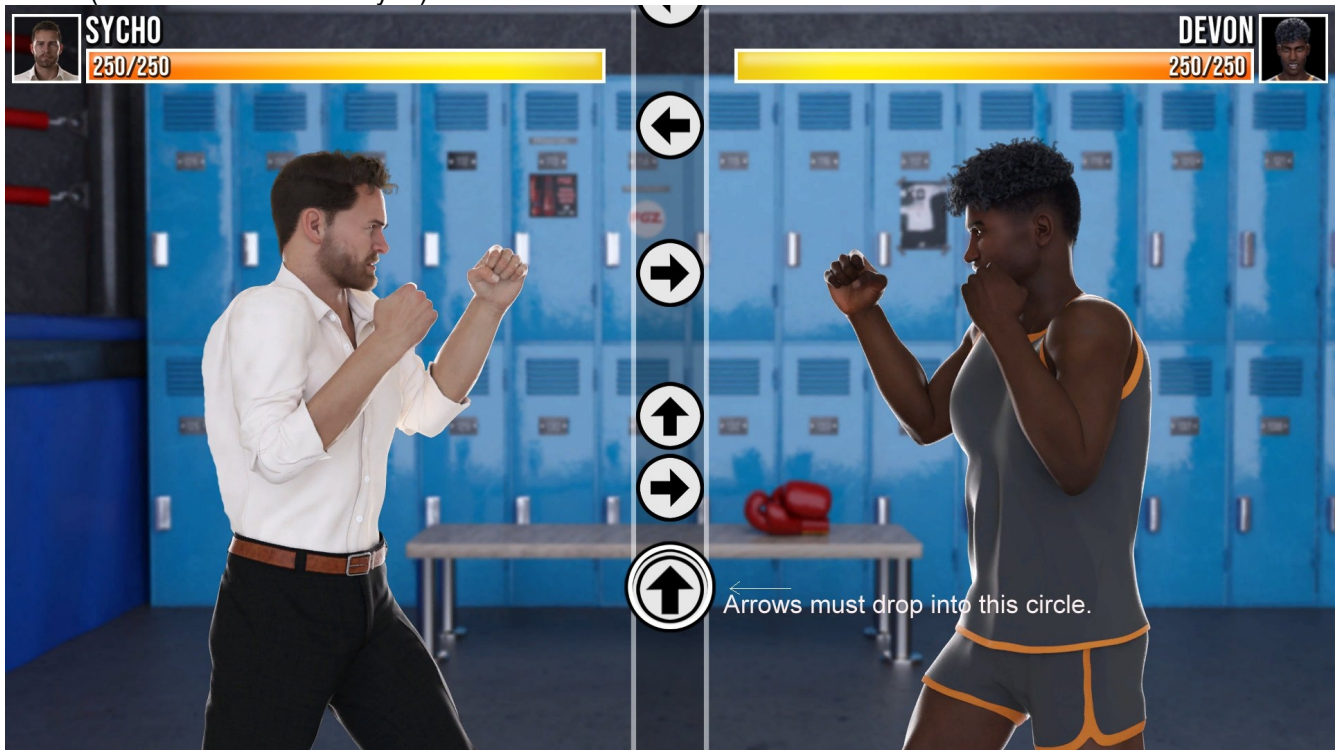
Paintings

Dining room – Painting of young woman in an **orange** dress surrounded by cakes and pastries (Gluttony).
Madeline's bedroom – Painting of regal woman wearing a **golden dress** (Greed).
Upstairs (left) – Painting of **sleeping** woman wearing a light-blue gown (Sloth).
Upstairs (right) – Painting of pretty woman wearing a **green** dress (Envy).
Kitchen – Painting of a beautiful young woman in a **purple** dress (Pride).
Office – Painting of woman wearing a **red** feathered cloak (Wrath).
Living room – Painting of a sexy woman wearing **dark-blue** lingerie (Lust).

[Back to Top](#)

Fight Scene

In the fight scenes, you **must** use your arrow keys (up, down, left and right) to select the appropriate arrow that drops down into the circle on your screen. Anywhere outside the circle is a miss. Losing the fight is not an option, otherwise you would be fired from your job. Orange and green are hits to your opponent, while red is considered a miss (and he lands a shot on you).



Killing Rabid Squirrels

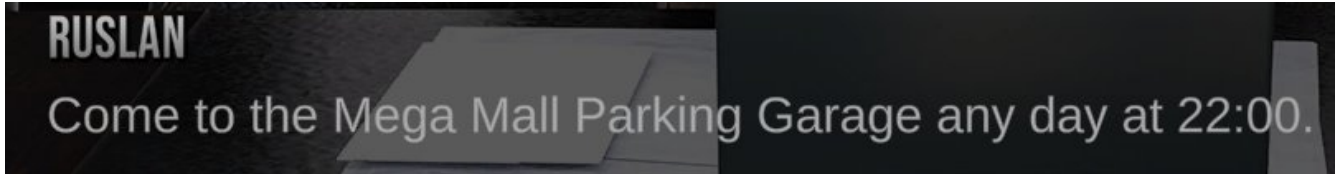


You must kill 20 squirrels by clicking your sword pointer on the eyes before the timer runs out (within 30 seconds) which will appear in 15 random locations in order to earn 10 gold (to initially enter through the city gates). You will also receive bonus points for completing this task (this mini game is repeatable, once per day, but you will *only* gain additional bonus points for each replay).

[Back to Top](#)




How to Earn Extra Money/Bonus Points

Currently (as of v0.3.0), there is only one way to earn extra cash you will need in order to purchase items at the Mega Mall, and that is by going to Ruslan's Fight Club located at the parking garage of the mall between 22:00 and midnight on any day of the week. Ruslan tells you this after you've paid your debt to him. Other ways to earn extra money will be added in future updates.



You *can* skip the fights, if you prefer, but you will not gain bonus credits, which may be required to unlock bonus content in future updates. You must also complete 5 fights (without skipping) in order to receive the "Brawler" achievement.

The stats for the MC are as follows:

- Power**  increases your base damage (working out with the weights).
- Skill**  increases your reaction time (working out with the heavy punching bag).
- Endurance**  increases your hit points (taking laps in the pool).

So to start with, you will need to buy the following items: men's workout apparel, boxing gloves and swimming trunks. Eventually, you will need to buy the women's workout clothing (when Annabelle's hint suggests going to Sweat in Style at the mall).

Please note, you can only do **one workout session per day**.

Important info: Note that the only times you can workout in the basement or swim in the pool are when the girls are not working out, sunbathing or swimming, and Kate isn't cleaning the pool area.

Currently (as of v0.3.1), there is another way to earn extra bonus points by logging into Hentai Impact at any time of the day and playing the rabid squirrel mini game at the Pristine Forest. You can only do this **once per day**, but remember, do not play the mini game when you are required to take one of the girls to their appointments on time, otherwise you will be fired.

Bonus points are not used as of yet and will be implemented in future updates.

[Back to Top](#)