

---

# THE HEADMASTER

by Altos & Herdone

## GAME GUIDE PART 3: GENERAL REFERENCE (Punishment Guide, Holiday Specials and Reference Tables)

---



**For version 0.16.2  
(Patreon Release)**

By:	Phil5k
Last modified:	2024-09-07

---

## TABLE OF CONTENTS: GAME GUIDE PART 3

---

*Note: Parts of this guide use small codes, like [QM1] to reference other parts of this document. Click [\[here\]](#) for more information.*

### Introduction to Game Guide Part 3

---

Introduction to Game Guide Part 3.....	427
--	-----

### Student Punishment Guide

---

Punishment Guide: Contents.....	430
Debbie: The Prefect.....	432
Rachel: The Headmaster’s Pet.....	437
Amy: The Spanking Connoisseur.....	451
Priti: The Reluctant Rebel.....	458
Cassandra: The Hostess.....	467
Liz: The Exhibitionist.....	472
Miss Potts.....	474

### General Reference

---

General Reference Guide: Contents.....	476
Achieving Influence & Horniness.....	477
School Rules & Discipline [REFR].....	480
Grade Management [REFG].....	488
Earning Money [REFM].....	495
Student Interactions [REFS].....	498

### Cheat Menu

---

The Cheat Menu.....	508
School Statistics.....	510
Unlock all Events.....	511
Change the School Rules.....	512
Change your Choices.....	516
Change a Girl's Level.....	523
Change your Character's Name.....	524
Get the Detailed Walk-Through.....	525
Easter Egg.....	526

### Holiday Special Bonus Games

---

The Headmaster's Halloween [HS1].....	528
The Headmaster's Christmas Eve [HS2].....	530
Debbie's Halloween [HS3].....	532
Mykock's Manor [HS4].....	536

### End Notes

---

Changes Since Previous Version.....	539
Find Out More.....	541
Acknowledgments.....	542



---

# INTRODUCTION TO GAME GUIDE PART 3

---

## Welcome

---

This game guide is designed to help you play *The Headmaster*, by Altos and Herdone. In this game, you will play the role of a new headmaster appointed to a private school. You will have to ensure the success of the school at the same time as investigating the mysterious death of the previous headmaster.

To do this, there are multiple tasks that you will need to complete. You will have to keep grades and discipline as high as possible, to prevent a bad ending. You will have to earn money in order to buy the equipment and other resources you require. And you will need to find ways to gain influence with the other teachers in order to win their support, and pass the new school rules you wish to implement.

## Game Chapters & Game Guide Volumes

---

The game is currently split into two "chapters". Chapter 1 can be considered the "introduction", and Chapter 2 (which is still in development) is the "middle game". The intention is that once Chapter 2 is complete, then Chapter 3 will be added, which will be the "later game". It is likely that there will also be a Chapter 4, which will be the "end game".

Part 1 of the game guide covers Chapter 1 of the game, and Part 2 covers Chapter 2. Part 3 (this part) is slightly different. It provides some additional information, including a detailed punishment guide for the girls, details about the cheat menu, and several reference tables that give information about passing school rules, increasing grades and discipline, and more.

Please note that there are several events and objectives that you can complete in either Chapter 1 or 2. Do not worry if you do not complete all the Chapter 1 actions in this guide before you start Chapter 2 – you will be able to complete them later.

## Game Guide Contents

---

This guide contains several different sections, which are designed to help you with individual parts of the game.

- The **punishment guide** shows you how to punish the girls, and how to raise their punishment levels.

- The **cheat menu** section provides information about how to access the built-in cheat menu, and all the various options that you can change.
- The **reference section** includes some other miscellaneous information and tables, including details of all the influence points, the various school rules you can pass and details about how to manage (and increase) grades, discipline, and money.
- The **holiday special** guide includes information about how to unlock and complete the holiday special mini-games that are included as unlockable bonuses within the game..

### Quick Codes

---

Several parts of this guide use short codes e.g. [QM1] to refer to other parts of this document. You can see these codes beside the heading of each section. You can do a search on this code (include the square brackets) to jump directly to that section of the guide.

Originally, this document was a plain text file, and these short codes were essential to help people navigate the document. Most of them have now been hyperlinked so you can just click on them to jump to the relevant section of the document instead.

Please note that some codes will refer to sections in a different volume of this guide. If you are using the complete version of the guide (which includes all 3 volumes) then this will not affect you. However, if you are using separate volumes, then some of the links will no longer work and you will have to do a manual search.

### Important Note

---

This game is still in development. This means that things are likely to change. There are also likely to be bugs. While every effort is made to keep this guide up to date, sometimes changes or bugs slip through.

So if you find things which are wrong, or don't seem to be working, please post a message in the [Discord channel](#) and I'll check it out.

Good luck, and enjoy your time as the new Headmaster!

---

## STUDENT PUNISHMENT GUIDE

---



Punishment Guide: Contents.....	430
Debbie: The Prefect.....	432
Rachel: The Headmaster's Pet.....	437
Amy: The Spanking Connoisseur.....	451
Priti: The Reluctant Rebel.....	458
Cassandra: The Hostess.....	467
Liz: The Exhibitionist.....	472
Miss Potts.....	474



## Punishment Guide: Contents

---

### Debbie: The Prefect

---

[DEB01] Debbie: Raising to Level 2.....	432
[DEB02] Unlocking the Remove Skirts Rule.....	432
[DEB03] Debbie: Raising to Level 3.....	432
[DEB04] Debbie: Raising to Level 4.....	433
[DEB05] Unlocking the Very Strict Uniform Policy.....	434
[DEB06] Debbie Level 4 Alternative Punishment Paths.....	434
[DEB07] Debbie: Raising to Level 5.....	434
[DEB08] Assigning Debbie a Role.....	435
[DEB09] Debbie: Raising to Level 6.....	435

### Rachel: The Headmaster's Pet

---

[RAC01] Unlocking the Aloe Vera Cream.....	437
[RAC02] Rachel: Raising to Level 2.....	437
[RAC03] Rachel: Raising to Level 3.....	438
[RAC04] Rachel's Body Envy Events.....	438
[RAC05] Rachel: Revealing Her Weakness.....	439
[RAC06] Rachel: Raising to Level 4.....	440
[RAC07] Rachel: Unlocking the Strip to Underwear Option.....	440
[RAC08] Rachel: Raising to Level 5.....	441
[RAC09] Rachel: Raising to Level 6.....	442
[RAC10] Rachel's Homework Events.....	442
[RAC11] Rachel's Difficult Morning.....	443
[RAC12] Rachel: Raising to Level 7.....	443
[RAC13] Assigning Rachel a Role.....	444
[RAC14] Rachel: Dildo Practice.....	444
[RAC15] Rachel: Raising to Level 8.....	445
[RAC16] Rachel: Threesome with Debbie.....	446
[RAC17] Rachel: Shower with Sally.....	447
[RAC18] Rachel: Raising to Level 9.....	448
[RAC19] Rachel: Raising to Level 10.....	449

### Amy: The Spanking Connoisseur

---

[AMYP01] Amy: Revealing Her Weakness.....	451
[AMYP02] Amy: First Classroom Punishment.....	451
[AMYP03] Amy: Raising to Level 2.....	451
[AMYP04] Amy: Amy's 3 Quests.....	452
[AMYP05] Finding Amy's Pain Source.....	453
[AMYP06] Finding Amy's Humiliation Source.....	453
[AMYP07] Amy's Second Classroom Punishment.....	453
[AMYP08] Finding Amy's Pleasure Source.....	453

[AMYP09] Amy: Raising to Level 3.....	454
[AMYP10] Unlocking the Chastity Panties.....	455
[AMYP11] Amy: Raising to Level 4.....	455
[AMYP12] Amy's Chastity Week.....	456
[AMYP13] Amy: Raising to Level 5.....	456
[AMYP14] Assigning Amy a Role.....	456

**Priti: The Reluctant Rebel**

---

Punishment and Non-Punishment Paths.....	458
[PRI01] Starting Priti's Quest.....	458
[PRI02] Priti: Raising to Level 2.....	459
[PRI03] Priti: Test 1.....	460
[PRI04] Priti: Raising to Level 3.....	461
[PRI05] Priti: Test 2.....	462
[PRI06] Priti: Raising to Level 4.....	463
[PRI07] Priti: Test 3.....	464
[PRI08] Priti: Raising to Level 5.....	464
[PRI09] Priti: Test 4.....	465

**Cassandra: The Hostess**

---

[CAS01] Cassandra: Raising to Level 2.....	467
[CAS02] Cassandra: Raising to Level 3.....	467
[CAS03] Cassandra: Revealing Her Weakness.....	468
[CAS04] Cassandra: Unlocking Her Weakness.....	469
[CAS05] Cassandra: Raising to Level 4.....	469
[CAS06] Cassandra: Raising to Level 5.....	470

**Liz: The Exhibitionist**

---

[LIZ01] Liz: Revealing Her Weakness.....	472
[LIZ02] Liz: Raising to Level 2.....	472
[LIZ03] Liz: Level 2 Post-Punishment Events.....	472
[LIZ04] Liz: Raising to Level 3.....	473

**Miss Potts**

---

[POT01] The Wrong Way to Give a Punishment.....	474
---	-----



## Debbie: The Prefect

---

### [DEB01] Debbie: Raising to Level 2

---

You punish Debbie for the first time on Day 1, the tutorial day. If you start a new game on Day 2, then Debbie is already at Level 2.

If you play Day 1, then the tutorial will tell you what to do. Remove her clothing, then position her with hands above her head and do a body search. You will find out Debbie's weakness: that she has repressed lesbian tendencies.

Position her bent over the desk and do a hand spanking and then a ruler spanking. Position her over Miss Newman's knee and do a hand spanking. You will try to confiscate Debbie's non-regulation underwear, but Ruth Thomas will stop you. Massage her buttocks. You will then get a message saying that you have raised Debbie to level 2.

### [DEB02] Unlocking the Remove Skirts Rule

---

Teach classes or do patrols until you see Debbie bullying Lucy. (See events [PAT07](#), Lucy Gets a Wedgie or [CLA07](#), Debbie the Bully.) Choose to give her a private punishment.

You are told that you will not be able to level her up during this punishment but it is still worth giving a severe punishment to earn as much money as possible.

The next weekday morning you will see a scene with Sally and Izzy running. The option to buy the paddle and the cane will be unlocked. The option to propose the new Corporal Punishment rule to remove skirts will become available.

*Note: If you have not spanked Debbie before you complete the "Order to the Chaos" quest (QM1) then on the first weekday after the "Second Dream" event (OTH03) you will see the scene with Sally and Izzy running anyway. The option to buy the paddle and cane will be unlocked and the remove skirts rule will become available.*

### [DEB03] Debbie: Raising to Level 3

---

Once you have Influence 4 and Discipline 25, pass the new Corporal Punishment rule to remove skirts at the Friday board meeting.

Once you have \$500, buy the paddle from Online Shopping | Sex Toys option on your office computer. The paddle will arrive the following weekday.

Teach classes or do patrols until you see Debbie bullying Lucy again and you can give her another private punishment. (See [PAT07](#), Lucy Gets a Wedgie or [CLA07](#), Debbie the Bully for details.)

At the start of this punishment, you should get a message saying you have everything you need to cause sufficient pain and humiliation.

Debbie will start this punishment at Level 2. Remove her clothing & skirt. Position her with hands above her head, and do a body search. Position her bent over the desk and do a hand (or ruler) spanking and a paddle spanking. Position her over Miss Newman's knee and massage her buttocks. This will unlock a new "massage inner thighs" action. Massage her inner thighs. You will then get a message saying that you have raised Debbie to level 3.

Sally will tell you she is impressed, and you will get +1 Influence point. Get Debbie to thank you. You are told to patrol the halls to see if Debbie is behaving.

#### **[DEB04] Debbie: Raising to Level 4**

---

Once you have \$1000, buy the Digital Camera from the Online Shopping | Electronics option on your office computer. The camera will arrive the following weekday.

*Note: you might already have the camera if you have completed the "Priti's Pictures: The Direct Approach" event, see [SFW02](#).*

Once the camera arrives, carry out a patrol. You will see Debbie start to apologize to Lucy, until Cassandra arrives and Debbie bullies Lucy again. When Debbie arrives at your office after school, choose to give her another private punishment.

*Note: this patrol event only happens once. If you do not complete it successfully (for example, if you do not have the camera, or you choose to give Debbie a public punishment instead), then see [DEB06](#) for details of alternative options.*

Debbie will start this punishment at Level 3. Remove her clothing & skirt. Position her with hands above her head, do a body search and use the camera to take pictures. Position her bent over the desk and do a ruler spanking and a paddle spanking. Position her over Miss Newman's knee. Massage her inner thighs. This will unlock the "rub pussy" action. Rub her pussy. You will then get a message saying that you have raised Debbie to level 4.

Sally will say she's worried about touching a student's pussy. You will reassure her and you will get +1 Influence point.

### **[DEB05] Unlocking the Very Strict Uniform Policy**

---

Raise Debbie to punishment level 4 ([DEB04](#)).

At the end of the punishment, tell her to "let me touch you". You will tell her that you are going to do a common trust exercise with her. Touch her hair and face, then touch her arms, then touch her legs, then touch her breasts. This will unlock the ability to propose the Very Strict Uniform Policy rule at the School Board, which allows you to confiscate clothing.

You can also try to touch Debbie's pussy but she will refuse.

The following morning, Miss Newman will ask you if you get turned on by watching her spank the girls. You will admit you do get aroused, and you will get +1 Influence point.

Once you have 6 Influence and 30 Discipline, you can pass the Very Strict Uniform Policy at the next Friday morning school board meeting.

*Fun note: once you raise Debbie to Level 4, her class events and hallway interactions will change. See [XTRA06](#) and [XTRA07](#) for details.*

### **[DEB06] Debbie Level 4 Alternative Punishment Paths**

---

The scene where Debbie tries to apologies to Lucy (see [DEB04](#)) only happens once. If you do not complete it successfully (e.g. if you don't have the camera, or you choose to give Debbie a public punishment instead) then it will not repeat.

Instead, teach classes until you see Nurse Kate give the girls a talk about healthy eating. The nurse will bend over Charlotte's desk and Debbie will then grope the nurse's bottom. You will then punish Debbie after school. See [CLA08](#) (Debbie's Inner Turmoil) for more details.

Alternatively, if you have not completed the "Debbie Shows Maxine Who's Boss" event ([PAT09](#)), you can punish Debbie by completing that event.

### **[DEB07] Debbie: Raising to Level 5**

---

Raise Debbie to Level 4 ([DEB04](#)) and pass the Very Strict Uniform Policy ([DEB05](#)).

Teach classes until you see Debbie being teased by Donna at the end of the class. Choose to give Debbie a private punishment.

Debbie will start this punishment at Level 4. Remove her clothing & skirt (her panties will also be removed). Position her bent over the desk and do a hand (or ruler) spanking and a paddle spanking.

Position her over Miss Newman's knee and rub her pussy. This will unlock the fingering option. Position her with hands above her head and get Miss Newman to finger her to orgasm. You will then get a message saying that you have raised Debbie to level 5.

### **[DEB08] Assigning Debbie a Role**

---

Raise Debbie to punishment level 5 ([DEB06](#)). Make sure that Miss Newman fingered her to orgasm during the punishment. At the end of the punishment, you can choose to Assign Role to her. Debbie will give you a handjob and you will make her a prefect.

*Note: It is possible to raise Debbie to Level 5 without having Miss Newman finger her to orgasm. However, you will not be able to assign her a role as a prefect unless you do.*

*Fun note: once Debbie is a prefect, you will sometimes get a class event where Debbie is doing an underwear inspection of some of the other girls. The hallway interaction with her will also change. See [XTRA06](#) and [XTRA07](#) for more information.*

### **[DEB09] Debbie: Raising to Level 6**

---

Once Debbie is a prefect, then you can summon her to your office for punishment in the evening. (You can only summon her if you have not ordered any other girls to report to you for punishment that day.)

In addition, if you have not already seen the scene with Debbie and Nurse Kate (see [DEB06](#)), then this event will happen once Debbie is a prefect. At the end of this event, Debbie will automatically be sent to your office for punishment.

Summon Debbie to your office for punishment (or wait for the event with Nurse Kate). Debbie will ask if she can keep being punished by Miss Newman and asks if it's enough that she keeps giving you handjobs.

Say "no it isn't", accept her offer when she offers you to suck your dick, and give her a private punishment.

Remove her clothing & skirt (her panties will also be removed). Position her bent over the desk and give her a ruler spanking and a paddle spanking. Position her over Miss Newman's knee, massage her buttocks, massage her inner thighs and rub her pussy. You will then get a message saying that you have raised Debbie to the next level (level 6).

At the end of the punishment, you can tell Debbie to give you a blowjob. This will unlock the Debbie Wants a Job scene ([STD05](#)).

*Note: You can continue to summon Debbie to your office, but you will not (yet) be able to increase her to level 7.*



## Rachel: The Headmaster's Pet

---

### [RAC01] Unlocking the Aloe Vera Cream

---

Teach classes until you see Rachel falling asleep, and give her a private punishment. During this first punishment you will not be able to increase her punishment level, but it is still worth giving a severe punishment to earn as much money as possible.

*Note: the first time that you see Rachel falling asleep in class, you will automatically decide to give her a private punishment. Otherwise, you will need to choose to punish her after school and give her a private punishment.*

That evening, spy on her room, and you will see Donna rubbing some cream on Rachel's bottom, and Maxine taking a picture as evidence. This event will unlock the ability to purchase the "aloe vera cream".

*Note: you must spy of Rachel that evening. If you forget and try and spy on her the following evening instead, you will not see this scene.*

The morning after you spank Rachel, you will see an event where she is sleeping in reception. This will unlock Rachel's Student Quest.

*Note: during this event, you will have the option to order her to your office after school. However, because you will not have had an opportunity to have purchased the aloe vera cream, you will not be able to raise her to the next punishment level. (Unless you spied on Rachel on a Friday evening, in which case you could purchase the aloe vera over the weekend.)*

Once you have \$50, buy the Aloe Vera Cream from the Online Shopping | Health option on your office computer. It will arrive the following weekday.

### [RAC02] Rachel: Raising to Level 2

---

You will need to pass the Remove Skirts rule by punishing Debbie. See [DEB02](#) for details. You will need Influence 4 and Discipline 25 to pass the rule.

You will also need to have purchased the Aloe Vera cream ([RAC01](#)).

Teach classes until you see Rachel falling asleep in class again, and choose to give her a private punishment. At the start of the punishment, you will say to yourself that "I should have everything I need now".

Rachel will start this punishment at Level 1. Remove her clothing & skirt. Position her bent over the desk and do a hand spanking and ruler spanking.

Position her over Miss Newman's knee and apply the ointment, spank her and massage her buttocks. You will then get a message saying that you have raised her to the next level (level 2).

At the end of the punishment you will get the opportunity to give her a special homework assignment, where you tell her to masturbate herself.

In the evening, spy on her room in the evening and watch her try to do her "homework"(See [STR02](#)).

*Note: you have to complete the "Rachel in the Shower" spy event ([SPY01](#)) before you can spy on Rachel doing her homework. However, you can complete the two events in the same night. You can spy on the shower and then spy on Rachel's room afterwards.*

### **[RAC03] Rachel: Raising to Level 3**

---

Raise Rachel to punishment level 2 ([RAC02](#)).

Raise Debbie to punishment level 3 ([DEB03](#)) in order to unlock the "massage inner thighs" option. (Debbie's Level 3 punishment will also involve you purchasing the paddle.)

Teach classes until you see Rachel falling asleep again, and give her a private punishment.

Rachel will start this punishment at Level 2. Remove her clothing and skirt. Position her with hands above her head, and do a body search. (If you have it, you can use the camera to take pictures instead of doing a body search).

Position her bent over the desk and do a hand (or ruler) spanking and a paddle spanking. Position her over the knee, apply the ointment, give her a hand spanking and massage her inner thigh. You will then get a message saying that you have raised her to the next level (level 3).

At the end of the punishment, assign Rachel a role. You assign her a role of personal trainee.

### **[RAC04] Rachel's Body Envy Events**

---

The afternoon after you assign Rachel a role, there will be a scene where Rachel reports to you. You will receive a message saying that you have a new follower: Rachel, and that you can click on her icon to interact with her.



On Monday, Tuesday, Wednesday or Friday afternoon, go to the Sports Center. You will get a scene where Rachel says she doesn't like changing with other girls, and you agree she can change with you.

Go into the men's changing room and there will be a scene where Sally and Rachel get changed together ([STR03](#)).

*Note: you have to click on the Sports Center and then on the men's changing room. If you click on the quick access button on the main map menu, you will not complete this quest action.*

You will need to complete two practice games. After you see Rachel and Sally getting changed together, you will automatically play a practice game. In addition, once you teach 5 sports lessons, you will play a match during the fifth lesson.

During the first practice game, you will need to play a "shirts and skins" game. You will need popularity 9+ to do this.

During the second practice game, you will need to make the teams switch things around so the other team takes of their tops. You will need discipline 15+ to do this.

*Note #1: it does not matter if you say you prefer big boobs, small boobs or that you like them both equally. However, if you say that you liked big boobs, some of the dialog in this event will change.*

*Note #2: If you did not have enough popularity or discipline to get the girls to play "shirts and skins" or to swap things around, then you will need to play another 5 games and you will get another opportunity to do so.*

See [Make Rachel Take her Shirt off \(QRAC109\)](#), [The First Match \(SPT03\)](#) and [The Second Match \(SPT04\)](#) for more details.

### **[\[RAC05\] Rachel: Revealing Her Weakness](#)**

---

Complete the two practice matches ([RAC04](#)).

If you have not already done so, pass the Public Punishments "punishment outfit" rule at the Friday school board. You will need Discipline 25+ and Influence 4+ to do so.

Teach classes until you see Rachel falling asleep again. Order her to your office after school and give her a public (not private) punishment. Say that you like her boobs. You will discover her weakness: that she had body envy of other curvier women. You tell her you will teach her a special confidence building exercise.

Completing this event will unlock the ability to purchase the "cat ears".

### **[RAC06] Rachel: Raising to Level 4**

---

Raise Debbie to punishment level 4 (see [DEB04](#)). Debbie's punishment will unlock the "rub pussy" option that you will need. It will also involve you purchasing the camera that you will need as well.

Raise Rachel to punishment level 3 ([RAC03](#)) and reveal her weakness ([RAC05](#)).

Once you have \$50, buy the Cat Ears from the Online Shopping | Clothing option on your office computer. It will arrive the following weekday.

Teach classes until you see Rachel falling asleep again, and give her a private punishment. You will tell yourself that you feel like you "know Rachel a lot better now".

Rachel will start this punishment at Level 3. Remove her clothing and skirt. Position her with hands above her head, do a body search and use the camera to take pictures. Position her bent over the desk and do a ruler spanking and a paddle spanking. Position her over the knee. Massage her inner thighs and rub her pussy. You will then get a message saying you have raised her to the next level (level 4).

*Note: you can raise Rachel to level 4 without playing the sports matches or revealing Rachel's weakness ([RAC05](#)). However, you will not be able to complete the "Special Confidence Building Technique" pet play event after the punishment (see [RAC07](#), below).*

### **[RAC07] Rachel: Unlocking the Strip to Underwear Option**

---

Reveal Rachel's weakness ([RAC05](#)), buy the cat ears and then raise Rachel to punishment level 4 ([RAC06](#)). At the end of the punishment, carry out the Special Confidence Building Technique. She will act like a cat and you will pet her. You will also tell her to do her special masturbation homework that evening.

In the evening, spy on Rachel's room. You will see her trying to masturbate again.

The following morning, you will see Rachel sleeping in reception again. If you wish, you can decide to teach her a lesson.

*Note #1: During the Sleeping in Reception event, you will have the option to order her to your office after school. If you let her go, you will get +1 popularity. Alternatively, you can get money or discipline points by giving*

*in her private or public punishment. However, you won't be able to raise her to the next punishment level until you have unlocked the "strip to underwear" rule.*

*Game note #2: if you pull her knickers down and open up her shirt, you are told that you can propose a new "strip to underwear" rule at the school board. However, you will not be able to successfully pass the rule until you have started Chapter 2 of the game. (You start Chapter 2 when you start the "Leave No Girl's Behind" main quest, QM4.) When you start Chapter 2, then you automatically unlock the ability to propose this rule anyway. Therefore, there is no need for you to unlock the event here.*

### **[RAC08] Rachel: Raising to Level 5**

---

Raise Rachel to level 4 ([RAC06](#)).

Complete the "A Man's Work Quest" ([QM3](#)) and pass the "corporal punishments may be carried out by any teacher regardless of gender" rule to allow you to spank the girls yourself. This requires 9 Influence and 40 Discipline. The following Monday morning, you will see the "A New Chapter" event ([OTH14](#)) and start Chapter 2 of the game. This will also unlock the strip to underwear rule.

Once you have Influence 10 and Discipline 55, pass the new Corporal Punishment rule "students may be ordered to strip down to their underwear" at the Friday board meeting.

Teach classes until you see Rachel falling asleep again, or ask Rachel a hard (or impossible) question during the Friday pop quiz. Choose to give her a private punishment. At the start of the punishment, you will tell yourself "OK Rachel, time for your training to really kick up a notch".

Rachel will start this punishment at Level 4. Order her to strip to her underwear. Because Rachel isn't wearing a bra, this will mean she is just wearing her panties. Sally will also strip to the waist in order to make Rachel jealous.

Position her with hands above her head and then pinch her nipples and lick her nipples. (It doesn't matter if you do this or Sally does it.)

Position her bent over the desk and give her a ruler spanking and a paddle spanking. Position her over the knee and massage her thighs (or rub her pussy). You will then get a message saying you have raised her to the next level (level 5).

At the end of the punishment you will have the option to tell her to do A Test of Confidence, where you tell her to shower with the other girls ([STR09](#)), but this is not required to progress.

### **[RAC09] Rachel: Raising to Level 6**

---

Raise Rachel to punishment level 5 ([RAC08](#)).

On Thursday afternoon, teach a sports class. You will explain the Boner Rule ([STR10](#)) to her. Rachel will masturbate you and you will cum over her.

Teach classes until you see Rachel falling asleep again, or ask Rachel a hard (or impossible) question during the Friday pop quiz. Choose to give her a private punishment. You will tell yourself "now that Rachel is comfortable being naked when we are alone together I think it's time to help her have her first orgasm."

Rachel will start this punishment at Level 5. Order her to strip to her underwear. Position her with hands above her head and then pinch her nipples and lick her nipples.

Position her bent over the desk and give her a ruler spanking and a paddle spanking. Position her over the knee and give her a hand spanking and rub her pussy. You will then get a message saying you have raised her to the next level (Level 6).

*Note: you can raise Rachel to Level 6 before you have completed the Boner Rule scene, but you will not be able to carry out the Special Homework Assistance (see [RAC10](#), below) until you have completed the Boner Rule scene.*

### **[RAC10] Rachel's Homework Events**

---

Complete the Boner Rule and Raise Rachel to punishment level 6 ([RAC09](#)).

At the end of the punishment choose Special Homework Assistance. She will masturbate on your desk and you will then agree to "help" her that evening in her dorm.

In the evening, spy on Rachel's room. You will climb into her room and help her achieve her first orgasm. She will then masturbate you. You will then fall asleep and not wake up until the morning when Faye knocks on Rachel's door.

*Fun note: if you wake up on a weekday, Faye will remind Rachel that classes start soon. But if you wake up on a weekend, Faye will remind Rachel that they were planning to go down to the lake.*

During the day, teach a class. You will note that Rachel looks "bright eyed and bushy tailed today". After the class some of the girls will discuss a new adult DLC for Rachel's game that adds adult content which enables the winning

character to have sex with the losing character. Rachel will tell you she intends to masturbate that evening to help her sleep.

In the evening, spy on Rachel's room. She will be playing her game. Choose to "distract her" and then "distract her again". She will lose the game and her computer character will be forced to have sex with the winner. Rachel will start to masturbate as she watches the scene.

### **[RAC11] Rachel's Difficult Morning**

---

In the morning, after you have distracted Rachel when playing her computer game ([RAC10](#)), you will see Rachel sleeping in reception again.

You can choose whatever options you want. But to see the full scene, choose to "teach her a lesson" and then choose to "wait for someone else to find her". Sally, Izzy and Samantha will humiliate her, and Sally will then put a butt plug in her. (See [STR14](#) for full details.)

You will automatically arrange to punish Rachel after class that day.

Spend the morning teaching a class. (This step is not required but helps to develop the story.)

### **[RAC12] Rachel: Raising to Level 7**

---

Complete Rachel's Difficult Morning ([RAC11](#)). In the afternoon, Rachel will come to you and spend the afternoon sleeping on your lap. At the end of the afternoon you will wake her up and tell her to put some clothes on for her punishment.

When you start the punishment, you will tell yourself that you need to come up with a new way to punish her. A new OTK position will be unlocked, which will allow you to have Rachel straddle your lap.

Rachel will start this punishment at Level 6. Order her to strip to her underwear. Position her with hands above her head and lick her nipples.

Position her bent over the desk and give her a hand spanking, a ruler spanking and a paddle spanking. Position her over the knee and massage her thighs (or rub her pussy).

Make sure the headmaster (not Miss Newman) is selected as the disciplinarian. Then use the new straddle position to spank her while she is facing you. You will then get a message saying you have raised her to the next level (Level 7).

This picture shows the straddle position selected (see options marked in red):



### **[RAC13] Assigning Rachel a Role**

---

Raise Rachel to punishment level 7 ([RAC12](#)).

At the end of the punishment choose to give Rachel her Promotion. You will make her your Personal Executive Trainee (or P.E.T.). She will then strip naked and masturbate you by rubbing herself against you.

*Fun note #1: After you have made Rachel your PET, her classroom events will change, and Rachel will sit at your desk during lessons. In the afternoons, you can get her to sit on your lap and masturbate you again, and you can watch porn with her. (See [STR17](#), [STR18](#) and [OFF06](#) for details.)*

*Fun note #2: After you have made Rachel your PET, if you ask her a hard question during the Friday pop quiz, she will get the answer right.*

*Fun note #3: Once you have made Rachel your PET, if you spy on her room in the evening you will see a new scene where Rachel is trying to do the splits to help stretch out her pussy.*

### **[RAC14] Rachel: Dildo Practice**

---

Once you have made Rachel your P.E.T. ([RAC13](#)), you will automatically speak to her the following weekday morning. She thanks you for allowing her to wear her cat ears whenever she wants. This unlocks the option to buy the assorted dildo collection and butt plug tail.

Once you have \$1800, buy the assorted dildo collection (\$1500) and the butt plug tail (\$300) from the Online Shopping | Sex Toys option on your office computer. They will arrive the following weekday morning.

You will need to complete four dildo practice sessions with Rachel. To carry out a practice session, go to your office during any weekday afternoon and click on Rachel's icon. Rachel will immediately strip naked. Select the "dildo practice" option.

- During the first session, select the small dildo. At the end, tell Rachel that "I'll finish myself off".
- During the second session, select the small dildo. At the end, ask Rachel for a handjob.
- During the third session, select the small dildo. At the end, ask Rachel for a blowjob.
- During the fourth session, select the medium dildo.

### **[RAC15] Rachel: Raising to Level 8**

---

Complete Rachel's dildo practice ([RAC14](#)). In the evening, summon Rachel to your office for punishment.

*Note #1: as soon as you complete Rachel's last dildo practice session, you may be asked if you would like to summon a girl to your office for punishment. If you choose Rachel, you can then complete this action immediately after you have finished the dildo practice.*

*Note #2: you are only given the option to summon a girl for punishment if no other girls have been ordered to your office. For example, if you taught a class that day and ordered a girl to be punished after school, you will not be able to summon another girl.*

Rachel will start the punishment at Level 7. Order her to strip naked. Position her with hands above her head, do a body search and use the camera to take pictures.


*Note: once Rachel has stripped naked, you will allow her to wear her cat ears. However, this helps her cope with her nudity and increases her resistance to humiliation. Her humiliation bar will then increase from 9 to 16.*

Position her bent over the desk and give her a ruler (or paddle) spanking. Put her over the knee and massage her buttocks (or massage her inner thighs, or rub her pussy).



Make sure the headmaster (not Miss Newman) is selected as the disciplinarian. Have her straddle the headmaster's lap, and spank her while facing you. Put her in the diaper position and insert a dildo into her vagina.

This picture shows the dildo action selected (see options marked in red):



You will then get a message saying you have maxed out her pain, humiliation and pleasure and raised her to the next level (level 8).

At the end of the punishment you will cuddle with Rachel, and then you will choose how to use her sexually.

### **[RAC16] Rachel: Threesome with Debbie**

---

*Note #1: you can complete this event before raising Rachel to punishment level 8.*

If you have not already done so, pass the Body Search rule at the Friday school board meeting (see [REFR06](#) for details). You will need Influence 11 and Discipline 70 to pass the rule.

On Wednesday afternoon, do a Body Search of Alice (See [BDY06](#) for details of doing Alice's body search). Rachel will try to stop you from feeling Alice's breasts. You take Rachel into the stationary cupboard and punish her.

*Note #2: you can also do a Body Search of Lucy on Friday afternoon. This step is not required but it helps develop the story. See [BDY04](#) for details.*

*Note #3: you can complete the classroom scene where the girls are asking questions about Rachel's cat ears before you pass the body search rule and carry out the body search on Alice.*

Choose to do a patrol. You will see Donna giving Rachel a hard time about her cat ears. Debbie will then stop Donna.

*Note #4: Depending on your progress with other quests in the game, you may see other patrol events before you see this patrol event.*

You tell yourself that you've been promising Debbie a reward and it's time she got one. You think you will share your pet with your prefect.

Use your office phone to summon Debbie and Rachel to your office. You will ask yourself if you want Debbie to play with your pet. Say yes. (If you say no, the scene will not happen.)

Rachel and Debbie will arrive. They will strip, have sex with each other, and then give you a joint blowjob.

### **[RAC17] Rachel: Shower with Sally**

---

Earlier in Rachel's quest, you had to complete two practice games ([RAC04](#)). You will now need to complete another three practice games. These are: the third match ([SPT09](#)), the fourth match ([SPT10](#)) and the fifth match where Charlotte's team play bottomless ([SPT11](#)).

To get the practice matches, you will need to teach sports lessons in the afternoon. Every time you teach 5 sports lessons, you will play a match during the fifth lesson.

*Note #1: these football events are available from the start of Chapter 2. You may have already completed some of these events before reaching this point in Rachel's quest.*

During the "Charlotte's team play bottomless" event ([SPT11](#)), Rachel will end up naked (because she has to play bottomless and she isn't wearing a bra).

At the end of the match, Rachel will shower with you, and Sally joins you. Both Sally and Rachel offer to help you with your erection, and they start to argue. You eventually tell Rachel to make you orgasm, but that she has to ask Sally to help her. Sally and Rachel then rub their breasts against your cock until you cum.

*Note #2: if you have already completed Charlotte's team play bottomless ([SPT11](#)) event, simply teach five more sports lessons, and you will play another practice match.*

*Normally, if you had already previously completed the Charlotte's team play bottomless event, and Charlotte's team won, then during the next sports match you would see April's team playing bottomless ([SPT12](#)). However, if you have raised Rachel to level 8 ([RAC15](#)) and completed the*

*threesome with Debbie (RAC16), then you will see a special scene instead.*

*April will tell you that two members of her team, Emily and Harriet, are having their period, so Charlotte has agreed her side will play bottomless instead. You tell yourself that this works out well, because you wanted Rachel to be naked today. April's team will win the game, but they agree they have to be naked next time.*

### **[RAC18] Rachel: Raising to Level 9**

---

Teach football matches until Charlotte's team play bottomless, and then Sally and Rachel argue in the shower before rubbing their breasts against your cock (RAC17). In the evening, summon Rachel to your office for punishment.

*Note: as soon as you complete the shower with Rachel and Sally, you may be asked if you would like to summon a girl to your office for punishment. If you choose Rachel, you can then complete this action immediately after you have finished the dildo practice.*

Rachel will start the punishment at Level 8. Order her to strip naked. Position her with hands above her head and use the camera to take pictures. Position her bent over the desk and give her a hand (or ruler) and paddle spanking.

Make sure the headmaster (not Miss Newman) is selected as the disciplinarian. Have her straddle the headmaster's lap, and spank her while facing you. Put her in the diaper position and insert a dildo into her vagina. Put her over the knee and then insert a dildo into her anus.

This picture shows the anal dildo action selected (see options marked in red):



You will then get a message saying you have maxed out her pain, humiliation and pleasure and raised her to the next level (level 9).

At the end of the punishment you will cuddle with Rachel, and then she will ask you if you want her to make you feel good (by making you cum). You can say yes and choose what type of sexual activity you want Rachel to do, or you can say "not today", in which case the scene will end.

### **[RAC19] Rachel: Raising to Level 10**

---

Raise Rachel to punishment level 9 ([RAC18](#)).

If you have not already done so, buy the "Swimming Pool" from the Upgrade Facilities option on your computer. It will cost \$8,000 and you are told that it will take a few days to complete the swimming pool.

*Note: It takes a week to build the swimming pool. E.g. if you order the pool sometime on Thursday, it will be ready by the following Thursday morning.*

You will then see a scene with Sally the following weekday morning. Sally says schedule has been changed to that whenever you are teaching football, she will be teaching swimming. Sally then leaves before you can give her a copy of the poolside safety rules.

In the afternoon, teach a football class. Before your class, you will see Sally, and you ask her to read the poolside safety rules to the girls. After your class, you go to the swimming pool, and find that Sally disobeyed your orders and didn't read the safety rules.

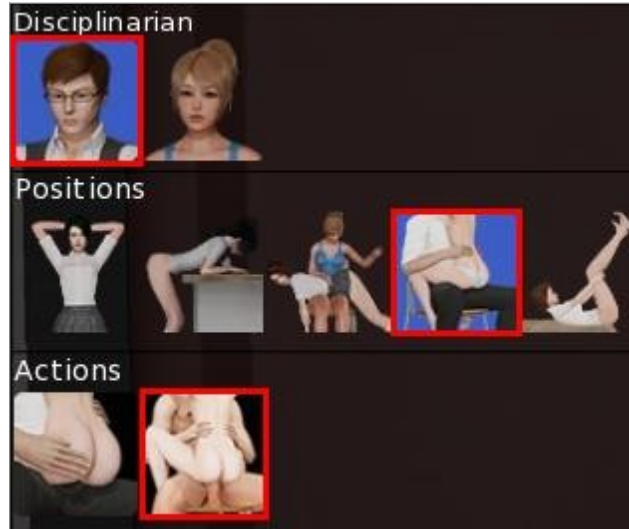
You punish Sally by giving her a spanking with the paddle and then giving her a hard anal fucking in front of Rachel.

The following day, teach another football class. After the class, Sally says that she will shower with you, but Rachel locks Sally in the sports supply cupboard. You then tell Rachel that you will punish her in your office. You will then automatically punish Rachel after school.

Rachel will start the punishment at Level 9. Order her to strip naked. Position her with hands above her head and use the camera to take pictures. Position her bent over the desk and give her a ruler and paddle spanking.

Put her over the knee and then insert a dildo into her anus. Put her in the diaper position and insert a dildo into her vagina. Make sure the headmaster (not Miss Newman) is selected as the disciplinarian. Have her straddle the headmaster's lap, and have sex with Rachel.

This picture shows the sex action selected (see options marked in red):



*Note: before you have sex with Rachel for the first time, there is a scene where Rachel says she hates Miss Newman, and Sally says she has severe dyslexia. Rachel then apologizes to Sally. You have sex with Rachel, and then you have a threesome with Rachel and Sally.*

You will then get a message saying you have maxed out her pain, humiliation and pleasure and raised her to the next level (level 10).



## Amy: The Spanking Connoisseur

---

### [AMYP01] Amy: Revealing Her Weakness

---

Teach classes or do patrols until you can give Amy her first punishment ([PUN01](#)). You will automatically choose to punish her after school. You will not be able to level her up during this punishment but it is still worth giving a severe punishment to earn as much money as possible.

When you spank her during the punishment you will discover her weakness: she is a masochist who takes pleasure from being hurt but her tolerance for pain is much higher.

That evening, spy on Amy's room. (Note: Amy's room will initially be shown as an "unknown room".) You will see Maxine ask Amy to take a photo to gather evidence against the headmaster ([STY01](#)). This event will unlock Amy's Student Quest, "The Spanking Connoisseur" ([QAMY](#)).

### [AMYP02] Amy: First Classroom Punishment

---

Give Amy her first punishment and spy on her room afterwards to see the "Amy and Maxine" scene ([AMYP01](#)).

Teach classes until you see Amy being late to class ([CLA05](#)). Choose to "punish her now" and give her a classroom spanking. She will become aroused, and you will get +1 Horniness point.

### [AMYP03] Amy: Raising to Level 2

---

Give Debbie her first punishment at level 2 ([DEB02](#)). This will unlock the Remove Skirts rule. Once you have Influence 4 and Discipline 25, pass the new Corporal Punishment rule to remove skirts at the Friday board meeting.

Teach more classes or do patrols until you see Amy running in the halls ([PAT08](#)) or being late to class. Give her another private punishment.

Amy will start the punishment at level 1. Remove her clothing & skirt. At this point, Amy will give you a riding crop to punish her with.

*Note: if you did not spy on Amy's room after her first punishment, or if you have not completed her classroom punishment (where she gets aroused) ([AMYP7](#)), then she will not give you the riding crop. This means you will not be able to raise her to Punishment Level 2.*

Position her bent over the desk and do a hand spanking and ruler spanking. Position her over the knee and do a hand spanking. Put her in the diaper



position and use the riding crop on her inner thigh. You will get a message saying you have maxed out her pain, humiliation and pleasure and raised her to the next level (Level 2).

Ask her about her sex life. She will admit to masturbating frequently and making out with multiple other students.

### **[AMYP04] Amy: Amy's 3 Quests**

---

Raise Amy to Level 2 ([AMYP03](#)) and ask about her sex life.

In the evening, spy on Amy's room. You will see her spanking herself with her riding crop ([STY02](#)). You realize that she is receiving pain, humiliation and pleasure in her own time, and this is rendering her immune to your methods.

This will unlock 4 new quest actions, to find out her sources of pain ([AMYP05](#)), humiliation ([AMYP06](#)) and pleasure ([AMYP07](#) and [AMYP08](#)) and to punish her in class again.

*Note: if you did not ask her about her sex life, you will not see her spanking herself and you will not unlock the new quest actions. Instead, you will need to give her another private punishment and then ask about her sex life.*





### **[AMYP05] Finding Amy's Pain Source**

---

On Tuesday morning, go to the Sports Center and talk to Amy. She will show you her abs. You realize that her exercise regime is the source of pain.

*Note: this will also unlock the Amy and her abs event (SCH02).*

If you have popularity 10+ then you can also find out about her source of humiliation (AMYP06).

### **[AMYP06] Finding Amy's Humiliation Source**

---

Once you have popularity 10+, speak to Amy in the Sports Center on Tuesday morning. She will tell you she was expelled because she did a porn shoot.

*Note: doing this event will also complete AMYP05 (finding Amy's pain source), if you have not already done so.*

Once you have \$1000, use the Web Search option on your office computer to search for her porn. The next day, check your email and you'll be able to buy the magazine. It will arrive 5 working days (i.e. a full week) later. (This will complete the Future Female Sports Stars event, STY04).

After looking through the magazine, spy on Amy's in the evening and you will see her being upset about missing the Olympics. You will realize that her humiliation comes from being kicked off the Olympic squad.

### **[AMYP07] Amy's Second Classroom Punishment**

---

You need to have completed Amy's first classroom punishment where she gets aroused (AMYP02). You also need to have passed the "remove skirts" Corporal Punishment rule (see AMYP03).

You then need to give Amy another Classroom punishment. To do this, teach classes until you see Amy being late to class. Choose to punish her now. The other girls will tie her up and tickle her.

*Fun note: after the second classroom punishment, Amy's class event will change. Instead of being interrupted by Amy being late, you will find Amy has arrived early to class but has forgotten her tie.*

### **[AMYP08] Finding Amy's Pleasure Source**

---

Raise Amy to Level 2 (AMYP03) and punish her in class without a skirt (AMYP07). Do a patrol during the week. You will see Amy making out with Tia

in the stationary cupboard. (This will complete the Amy in the Stationary Cupboard event, [STY03](#))

You will also automatically choose to give Amy a punishment after school. If you have completed all of Amy's other quests ([AMYP05](#), [AMYP06](#) and [AMYP07](#)) then you will be able to raise Amy to Level 3 during that punishment.

At the start of this punishment, you will tell Amy that you need a volunteer for teachers and a few trusted students to practice their punishment techniques on. (Note: You do not need to have completed the pain ([AMYP05](#)) or humiliation ([AMYP06](#)) parts of her quest to see this discussion.)

### **[AMYP09] Amy: Raising to Level 3**

---

If you have not already done so, buy the paddle from Online Shopping | Sex Toys option on your office computer. It will cost \$500. The paddle will arrive the following weekday.

*Note: You unlocked the paddle at the same time as you unlocked the remove skirts rule. See [DEB02](#) and [AMYP03](#).*

Teach classes or do patrols until you get the opportunity to give Amy a Private punishment. (You will also automatically give Amy a private punishment at the end of Amy's Pleasure Quest, [AMYP08](#)).

Amy will start the punishment at level 2. Remove her clothing & skirt. Position her bent over the desk and give her a ruler spanking and paddle spanking. Position her over the knee and do a hand spanking. Put her in the diaper position and use the riding crop on her inner thigh. You will get a message saying you have maxed out her pain, humiliation and pleasure and raised her to the next level (level 3).

At the end of the punishment, you will see her trying to touch herself, and you will tie her hands behind her back. Afterwards, choose to "help her out". You will finger and lick her to multiple orgasms ([STY05](#)).

*Note#1: You can raise Amy to level 3 without completing her 4 quests (finding her pain, humiliation and pleasure sources, and punishing her in class) However, you will not be able to choose to "help her out" until you have completed her 3 quests (see [AMYP04](#) to [AMYP08](#)).*

### **[AMYP10] Unlocking the Chastity Panties**

---

Raise Amy to Level 3 ([AMYP09](#)) and complete the after-punishment event where you "help her out".

In the evening, spy on Amy's room again. You will see Amy teaching Tia how to give her multiple orgasms ([STY06](#)). This event will unlock the ability to purchase the Chastity Panties.

Once you have \$600, buy the Chastity Panties from the Online Shopping | Clothing option on your office computer. They will arrive the following weekday.

### **[AMYP11] Amy: Raising to Level 4**

---

Raise Amy to Level 3 ([AMYP09](#)) and purchase the chastity panties ([AMYP10](#)). You may also purchase the cane if you wish (this is optional but not required). The cane will cost \$500.

Complete the "A Man's Work Quest" ([QM3](#)) and pass the "corporal punishments may be carried out by any teacher regardless of gender" rule to allow you to spank the girls yourself.

Do a patrol. You will see Amy run into Faye. You will see the nurse treat Faye. You will automatically give Amy a private punishment that evening.

*Fun note: if you have completed Faye the Faker ([OTH11](#)) before this event, you will see an extra scene when the nurse is treating Faye, and Faye pulls down her underwear and asks the nurse to take her temperature to prove she isn't faking her illness.*

At the start of the punishment the option to use the cane will be unlocked.

Amy will start the punishment at Level 3. Remove her clothing & skirt. Amy will volunteer to remove her knickers as well. Position her bent over the desk and give her a hand spanking, ruler spanking and paddle spanking. Position her over the knee, do a hand spanking and massage her buttocks. You will get a message saying you have maxed out her pain, humiliation and pleasure and raised her to the next level (level 4).

*Note: This is just one way of completing the punishment. You can carry out different options if you wish. If you have the cane, you can use that. (The cane becomes available at the same time as the paddle. It will cost \$500. See [DEB02](#) for details of unlocking the paddle.) You may also wish to finger Amy to orgasm.*

At the end of the punishment, give her the chastity belt. You will tell Amy she is not allowed to orgasm for seven days. Debbie will put the chastity belt on Amy for you.

### **[AMYP12] Amy's Chastity Week**

---

Raise Amy to punishment level 4 and put the chastity belt on her ([AMYP11](#)).

In the evening, you can spy on her in the shower. You will see Debbie helping her to take a shower. (This step is not required but helps the storyline.)

During the next week, Amy will come to your office and beg you to remove the chastity panties. She will beg, and then offer to show you her boobs, jerk you off, and suck your cock. You should refuse these offers. (See [STY10](#), [STY11](#), [STY12](#) for more details about these offers).

The next weekday morning, Amy will come to your office again and offer to fuck you. You will tell her to come back after school.

### **[AMYP13] Amy: Raising to Level 5**

---

Complete Amy's Chastity Week ([AMYP12](#)). In the evening, you will remove the chastity panties and then give Amy a private punishment.

Amy will start the punishment at Level 4. Remove her clothing & skirt. She won't be wearing any underwear.

Position her bent over the desk and give her a hand spanking, ruler spanking, and paddle spanking. Put her in the diaper position and use the riding crop on her inner thigh. Position her over your knee, give her a hand spanking and massage her buttocks. You will get a message saying you have maxed out her pain, humiliation and pleasure and raised her to the next level (level 5).

*Note #1: This is just one way of completing the punishment. You can carry out different options if you wish. If you have the cane, you can use that.*

*Note #2: If you do not raise Amy to level 5, then you will have the option to summon her back to your office any evening where you are not punishing another girl. This will give you another opportunity to raise her to level 5.*

### **[AMYP14] Assigning Amy a Role**

---

Raise Amy to punishment level 5 ([AMYP13](#)). At the end of the punishment, assign Amy a role. You will show her your copy of the Future Female Sports Stars magazine and you will have anal sex with her ([STY13](#)). She will then agree

to become a practice subject to help train other staff and Prefects in the art of discipline.

*Fun Note: After you have completed this event, you will get a repeatable scene when you teach a class where Amy is on time for her lesson and wearing her tie. You will tell yourself "there really is nothing like a good anal fucking to make a student behave themselves".*



## Priti: The Reluctant Rebel

---

### Punishment and Non-Punishment Paths

---

When completing Priti's student quest, you choose whether to punish her (the Punishment path), or to help her without punishing her (the Desires path). This punishment guide only covers what to do if you decide to follow the Punishment path and spank her.

If you decide to follow the Desires path, and help her without spanking her, see [QPRI](#), her student quest walkthrough.

### [PRI01] Starting Priti's Quest

---

If you have not already done so, you will need to start Chapter 2 of the game. To do this, complete the "A Man's Work" quest ([QM3](#)) and pass the "corporal punishments may be carried out by any teacher regardless of gender" rule to allow you to spank the girls yourself. This requires 9 Influence and 40 Discipline. The following Monday morning, you will see the "A New Chapter" event ([OTH14](#)) and will start Chapter 2 of the game.

Teach classes until you get an event where you ask your class how long Tsar Nicholas II served as Emperor of Russia. Priti will correctly answer. You tell yourself that Priti is an excellent student, and she should really be at university already. However, you wonder if there is some other aspect of her behavior that needs improving. You decide to watch out for her when you patrol.

If you have not done so, you will also need to complete Drama Night Part 2 ([OTH02](#)). To do this, go to the gym on Wednesday evening. You will see Emily give out some new costumes, and Miss Potts will ask if you want to stay and watch the rehearsal of the first act. Agree to stay and watch. You will see the girls practicing their play, but Priti, who is playing the role of Aphrodite, will refuse to appear.

During the week, do a patrol. You will see Harriet and Priti talking. You hear Priti wanting something, but saying she doesn't have any money. Harriet tells Priti there are other ways to pay. Priti agrees, and Harriet says she will visit Priti in her room that night.

*Game note: if you do this patrol during the first week in Chapter 2, you will see other patrol events first (e.g. Charlotte Caught Smoking, [PAT16](#)). This means you would have to do multiple patrols before you see Priti and Harriet talking. However, if you do this patrol in week 2 onwards, then the first patrol event you see should be Priti and Harriet.*

In the evening, spy on Priti's room. (Note: if you have not already spied on her, then Priti's room will initially be shown as an "unknown room"). You will see that

Priti has done math homework for Harriet in exchange for a bar of chocolate. You tell yourself this is a terrible scandal and that you should summon Priti to your office. Grades will decrease by 5 points.

*Note: there is a special spy event that happens near the start of Chapter 2, where you smell Marijuana and you ask Maria Consuelo to do a search. See [REFR06](#) for details. If you have not already seen this event, you may get it when you try to spy on Priti. If this happens, simply spy on Priti the following evening.*

Complete Priti's Achilles Heel ([STP03](#)). To do this, use your office phone to call Priti to your office during the day. She will immediately confess to giving Harriet the answers to Mr Wilson's homework. She asks if you will punish her. You get tell her that you won't punish her, or that you are afraid you must punish her.

*Note: if you say you must punish her, you will spank her at the end of this event. However, it does not affect the choices you make later in the scene about whether to punish her again in the future.*

You talk to her and discover that Priti's weakness is her repressed desires. Priti has been repressed her whole life and subconsciously yearns to be free from the control of others. You decide that need to help Priti become more rebellious. You then have to choose how to do this:

- You can encourage her to act on her repressed desires, which doesn't involve you resorting to punishments.
- Or you can to act on her repressed desires as well as deliberately breaking the rules, which involves you punishing Priti.

In order to punish Priti, you must select the second option, which involves her deliberately breaking the rules.

### **[PRI02] Priti: Raising to Level 2**

---

If you have not already done so, you will need to buy the Aloe Vera Cream first. To do this, you will need to punish Rachel and spy on her room afterwards. See [RAC01](#).

Teach classes until you see the Bed Girl Priti event ([CLA17](#)), where Priti throws a ball of paper at your head. Order her to your office after school. Priti will then automatically report to your office after the afternoon classes. Choose to give her a private punishment.



*Note: You can also choose to ask Priti an impossible question during the Friday pop quiz. She will give a deliberately rude answer, and you can choose to punish her in your office.*

Priti will start this punishment at Level 1. Remove her clothing and skirt. (If you have passed the strip to underwear rule, you can choose to do that instead.)

Position her bent over the desk and do a hand spanking and ruler spanking. Position her over the knee and apply the ointment, spank her and massage her buttocks. You will then get a message saying that you have raised her to the next level (level 2).

### **[PRI03] Priti: Test 1**

---

Raise Priti to level 2. Complete the Goddess of Beauty event ([STP04](#)) where you take Priti's photos after the school play rehearsal.

If you have not already done so, you will need to build the cafeteria. To do this, buy the "Cafeteria" from the Upgrade Facilities option on your computer. It will cost \$5,000. It takes a week before the cafeteria is ready.

You will also need to recruit Patricia Taylor, the Restaurant Manager, to run the cafeteria. To do this, you will need to complete the First Date with Samantha ([OTH12](#)), Meeting Lily ([OTH13](#)), The New Dinner Lady ([OFF03](#)) and Maxine's Demand ([PAP02](#)).

*Note: Make sure that you have completed the paperwork event "Maxine's demand" ([PAP02](#)). If you build the cafeteria and recruit the dinner lady, but have not completed Maxine's demand, then Patricia will not actually start.*

*Instead, when you visit the cafeteria you will get the (slightly confusing) message: "the cafeteria construction has been completed. I have a restaurant manager now so I just need to wait for the construction to be completed."*

Once you have completed these, then in the morning Samantha will tell you that Patricia will be starting work at the new cafeteria, and her daughter Arabella will be starting school as well. Samantha also tells you she has created a rota of students to help Patricia in the cafeteria.

*Note: Patricia will not start on a Friday morning. Instead, Samantha will speak to you the following Monday morning.*

In the afternoon, go to the cafeteria. The first time you visit the cafeteria, you will see the Duchess in the Kitchen event ([CAF01](#)), where Patricia punishes Donna.

The following day, go to the cafeteria in the afternoon again. You will sit outside the cafeteria, and hear Harriet asking Priti why she was called to the Headmaster's office. Harriet also says that Priti is sexually repressed.

*Note: if you had already built the cafeteria, you may have already seen the scene where Donna is punished. If this case, you will automatically see the scene with Harriet and Priti instead.*

Afterwards, you will automatically speak to Patricia and ask her to bake a chocolate velvet cake. It will cost \$500. Patricia will deliver it to you the following morning.

*Note #1: You can speak to Patricia and buy the chocolate cake before you have punished Priti (QPRI06) and/or done Priti's photoshoot after the play (QPRI09).*

*Note #2: Patricia will not deliver the cake on a Friday morning. Instead, she will deliver it on the following Monday morning.*

*Note #3: If you do not have \$500, then you say that you'll have to come back later, as you don't have the cash. Wait until you have \$500, and visit the cafeteria again.*

Use your office phone to call Priti to your office. You will tell her it's time to test her ability to act on her desires. Choose "Test 1 – Your desire for chocolate". You leave Priti alone in your office with the cake, and tell her that failed the test, because she didn't rebel and eat the cake. Priti then licks the chocolate off your fingers, and you give her another slice of cake.

*Note: You can take the photos of Priti after the school play rehearsal and buy the cake from Patricia before you punish Priti (PRI02). If you do this, then you don't need to use the office phone. Instead, you can automatically test Priti's progress at the end of her punishment where you raise her to Level 2.*

### **[PRI04] Priti: Raising to Level 3**

---

Raise Priti to Level 2 (PRI02), and complete her first test (PRI03).

If you have not already done so, you will need to pass the "strip to underwear" rule. To do this, pass the Corporal Punishment rule "students may be ordered to strip down to their underwear" at the Friday board meeting. You will need Influence 10 and Discipline 55.

Teach classes until you see a scene where Priti spansks you as you are collecting homework answers from the class. To progress this quest, order her to your

office after school. Priti will then automatically report to your office after the afternoon classes. Choose to give her a private punishment.

*Note #1: You can also choose to ask Priti an impossible question during the Friday pop quiz. She will give a deliberately rude answer, and you can choose to punish her in your office.*

Priti will start the punishment at level 2. Tell her to strip to her underwear. Position her bent over the desk and give her a ruler spanking and paddle spanking. Position her over the knee, apply the ointment, massage her buttocks, massage her inner thighs, and give her a spanking. You will then get a message saying that you have raised her to the next level (level 3).



### **[PRI05] Priti: Test 2**

---

Raise Priti to level 3. Buy the string bikini from the Online Shopping | Clothing option on your office computer. It will cost \$500, and will arrive the following weekday.

On Saturday afternoon, go to the Lake. You will give Priti the string bikini and she will spend the day at the beach, getting lots of attention from the rest of the girls and posing for pictures.

Use your office phone to call Priti to your office. You will tell her it's time to test her ability to act on her desires. Choose "Test 2 – Your desire to feel attractive". You tell her that you want her to alter her uniform in a way that complies with the exact wording of the rules but makes a mockery of the school's uniform policy. You then tell yourself that you should spy on her to see how she's getting on.

*Note: You can take buy the bikini and get Priti to spend Saturday afternoon at the beach before you punish Priti (PRI03). If you do this, then you don't need to use the office phone to summon Priti. Instead, you can automatically test Priti's progress at the end of her punishment where you raise her to Level 3.*

If you have not already done so, you will also need to complete Harriet's Punishment Announcement (STH03). This involves doing another patrol to find out about Harriet's activities (see STH01), doing a body search of Harriet (see STH02) and agreeing her punishment at the school board. You will then teach a class and see a punishment scene with Harriet. You strip Harriet to the waist and then announce her punishment as the new dormitory maid.

In the evening, spy on the dorms. If you have not already done so, you will need to spy on Liz's room first. You will see Harriet in her maid's costume, being given chores by Liz and Emily. After you have seen the scene in Liz's room, spy on Priti's room. You will see Harriet hiding in Priti's room while Priti is studying the uniform policy.

Teach a class. Priti will attend class in a very skimpy uniform. You will talk to her in your office afterwards, and then masturbate her. You tell yourself that you will need to teach Priti how to masturbate herself. You also decide that she should have some sexy nightwear to wear, to get her in the right frame of mind.

The following morning, you will automatically see a scene where Priti, dressed in her skimpy uniform, talks to you. You suggest that she needs to appear fully naked in the school play.

#### **[PRI06] Priti: Raising to Level 4**

---

Raise Priti to Level 3 (PRI04), and complete her second test (PRI05).

Teach a class. Priti will arrive in her skimpy uniform again. She will remove her tie, and then call you a big dummy. Order her to your office after school. You will get +1 grades.

*Note: if you choose to spank her in class instead, you will unlock the "Priti's disregard for the rules" event (STP09). You can then teach further classes, and this event will then randomly happen again. You can then choose to order her to your office after school and continue this quest.*

Priti will then automatically report to your office after the afternoon classes. Choose to give her a private punishment.

Priti will start this punishment at Level 3. Order her to strip to her underwear. Because Priti isn't wearing a bra, this will mean she is just wearing her panties. Position her with hands above her head and then pinch her nipples and lick her nipples.

Position her bent over the desk and give her a hand spanking, ruler spanking and paddle spanking. Position her over the knee and rub her pussy. You will then get a message saying that you have raised her to the next level (level 4).

### **[PRI07] Priti: Test 3**

---

Raise Priti to level 4 ([PRI06](#)). On Wednesday evening, go to the gym. You will see Priti appear naked on stage while playing the roles of Aphrodite and Pandora.

Buy the sexy night wear from the Online Shopping | Clothing option on your office computer. It will cost \$800, and will arrive the following weekday.

Use your office phone to call Priti to your office. You will tell her it's time to test her ability to act on her desires. Choose "Test 3 – Your desire for self love".

*Note: if you have already seen Priti naked on stage and bought the sexy night wear before you punished Priti, then you don't need to use the office phone. Instead, you can automatically test Priti's progress at the end of her punishment.*

Priti says she thinks that touching herself is shameful. You and Priti both remove your clothes and masturbate together. You then tell Priti that you want her to try masturbating again as soon as possible, and you give her the sexy night wear. You tell yourself that you should spy on Priti's room to see how she looks in her new nightclothes.

In the evening, spy on Priti's room. You will see Priti in her sexy lingerie. Harriet, in her maid's uniform, tries to hide in Priti's room. Priti gets Debbie and gives Harriet a spanking. Priti then masturbates herself.

### **[PRI08] Priti: Raising to Level 5**

---

The day after Priti spansks Harriet ([PRI07](#)), you will automatically see a large scene. It happens the next weekday at the start of the afternoon. You go to the cafeteria, and see Cassandra trying to tease Priti, who ends up starting a food fight.

*Note: If you press "skip day" during the morning, you will not see this event. Either carry out an event (e.g. teach a class, do a patrol) or use "skip period" instead.*

You then hose down the girls to clean them and force them to attend the afternoon classes naked. You get discipline +5 and grades +5. You then tell Priti to report to your office for additional punishment.

Priti will then automatically report to your office after the afternoon class where the food fight participants were naked. You can decide to tell her that she must be punished, or that you won't punish her.

If you decide not to punish Priti, then Priti then suggests that she'd like a punishment from you anyway. You can then choose to punish her, as it's what she wants, or you can refuse to punish her again.

*Note: during this scene, it doesn't matter if Priti is on the punishment path or the desires path. You can choose to spank her even if she is on the desires path, and you can level her up without spanking her even if she is on the punishment path.*

If you refuse to punish her, she will automatically be raised to Level 5. To spank her, you must agree to punish her.

Priti then asks if you would like her to be your girlfriend. You can say that you should just be friends, or that you'd like to be her boyfriend but only after graduation.

If you punish her, Priti will start this punishment at Level 4. She is already naked. Position her bent over the desk and give her a hand spanking, ruler spanking and paddle spanking. Position her over the knee, massage her inner thighs and rub her pussy. Position her with hands above her head and finger her. You will then get a message saying that you have raised her to the next level (level 5).

*Note: if you have choose the punishment path, you can also choose to pinch her nipples and lick her nipples instead of massaging her inner thighs and rubbing her pussy.*

#### **[PRI09] Priti: Test 4**

---

Raise Priti to level 5 (either by spanking her or by refusing to punish her).

Choose "Test 4 – Your desire towards the opposite sex". You ask Priti to tell you what she desires most. Priti tells you that she would like to do another photoshoot with you, and she would like some more cake. You agree to meet



her at the cafeteria on Saturday afternoon so that Priti can bake a cake and you can do the photoshoot at the same time.

On Saturday afternoon, go to the cafeteria. Priti bakes a cake whilst stripping naked, and you take photos of her. You then have a sixty-nine with her.

You assign her a new role as student counselor. Priti agrees that you can summon her to your office for punishment anytime you want. You also say that you can meet Priti here on Saturday afternoons so she can practice her cake baking some more.





## Cassandra: The Hostess

---

### [CAS01] Cassandra: Raising to Level 2

---

Before you can raise Cassandra to Level 2, you will need to pass the Remove Skirts rule by punishing Debbie. See [DEB02](#) for details. You will need Influence 4 and Discipline 25 to pass the rule.

You will also need to buy the Aloe Vera Cream. To do this, you will need to punish Rachel and spy on her room afterwards. See [RAC01](#). The cream will cost \$50 and is available from the Online Shopping | Health option on your office computer.

Give Cassandra a private punishment. You can do this by teaching classes until she misbehaves, or you can complete "Faye's Embarrassing Situation" ([SCH01](#)) by going to the Sports Center on Wednesday afternoon and talking to Faye.

Remove her clothing & skirt. Position her bent over the desk and do both a hand spanking and ruler spanking. Position her over the knee, apply ointment, give her a hand spanking and massage her buttocks. You will then get a message saying that you have raised her to the next level (Level 2).

By spanking Cassandra and raising her to punishment level 2, you can unlock 2 spying events with Cassandra and Debbie. See Cassandra's Shocking Realization ([STC01](#)) for more details.

### [CAS02] Cassandra: Raising to Level 3

---

Before you can raise Cassandra to Level 3, you will need to unlock the "massage inner thigh" punishment option. You do this by punishing Debbie and raising her to level 3. See [DEB03](#) for details.

Give Cassandra a private punishment. You can do this by teaching classes until she misbehaves, or you can complete the "Faye's Embarrassing Situation" event by going to the Sports Center on Wednesday afternoon and talking to Faye.

*Note: if you have reached Chapter 2 of the game, you can also ask Cassandra a hard question during the Friday pop quiz.*

Remove her clothing & skirt. Position her with hands above her head, and do a body search. Position her bent over the desk and do a hand (or ruler) spanking and a paddle spanking. Position her over the knee and apply the ointment, spank her and massage her thighs. You will then get a message saying that you have raised her to level 3.

At the end of the punishment, give Cassandra a Basic Flirting Lesson. This will unlock the "Debbie's New Posters" event ([STC02](#)).

*Note: if you did not complete Cassandra's Shocking Realization by spying on Debbie's room after raising Cassandra to level 2 (see [STC01](#) or [CAS01](#)) then you may need to complete those events first. If Debbie is not in her room, spy on the showers and you will see the Rachel in the Shower event ([SPY01](#)). You can then spy on Debbie's room the following night.*



### **[CAS03] Cassandra: Revealing Her Weakness**

---

In the evening, spy on Debbie's room. You will see Cassandra practicing her flirting in the mirror, while Debbie is putting up posters of the Celebrity Love Archipelago stars. This will unlock 3 new quest actions, to observe her behavior in class, while patrolling the halls, and in the shower room.

These three actions can be done in any order:

- During the day, **teach a class**. After the lesson you will stay behind to do some marking. Some of the students also stay behind chatting. You will hear Cassandra make up a story about a hot date.
- **Do a patrol** during the week. You will see the twins showing off their football skills. Cassandra is annoyed that she is not the center of

attention. She then tells everyone that Debbie has a crush on Miss Newman the sports teacher in order to get their attention again.

- In the evening, **spy on the showers**. You will see Cassandra picking on the "crying girl". (For background, see [PAT01](#) and [PAT02](#) for the crying girl events).

Once you have completed all three events, you will discover Cassandra's weakness: Hubristic Pride. Cassandra has enormous pride in herself, not for any real accomplishment but for her very existence. You tell yourself that to shatter Cassandra's pride you must reduce her social standing.

#### **[CAS04] Cassandra: Unlocking Her Weakness**

---

If you have not already done so, you will need to start Chapter 2 of the game. To do this, complete the "A Man's Work Quest" ([QM3](#)) and pass the "corporal punishments may be carried out by any teacher regardless of gender" rule to allow you to spank the girls yourself. This requires 9 Influence and 40 Discipline. The following Monday morning, you will see the "A New Chapter" event ([OTH14](#)) and will start Chapter 2 of the game.

On Tuesday, Wednesday, Thursday or Friday afternoon, go to the Sports Center. This event will then automatically play out. You will see Faye standing naked outside the changing room after Cassandra pushed her out of the room. You get the girls to spank Cassandra with the paddle and then pleasure her until she has multiple orgasms. You will get +2 Horniness points.

*Note: you have to click on the Sports Center on the main screen. If you click on the quick access button on the main map menu, you will not be able to complete this quest action.*

*Game Note: you cannot see Cassandra's paddling on a Monday afternoon. It only happens on Tuesday to Friday.*

In the evening, spy on Cassandra's room. (Note: Cassandra's room will initially be shown as an "unknown room".) You will see Cassandra visited by the other girls, who all give her a big hug. You realize how you can use the photographs during punishment to give the extra humiliation Cassandra needs.

#### **[CAS05] Cassandra: Raising to Level 4**

---

Choose to teach a class. At the start of the lesson, you will tell the students that the photographs you take during punishments will now be posted in the corridor outside your classroom. Cassandra then calls you a pervert. You decide to punish her after class.

Cassandra will automatically come to your office at the end of the day. Remove her clothing & skirt. Position her with hands above her head, and do a body search and use the camera to take pictures. Position her bent over the desk and do a ruler spanking and a paddle spanking. Position her over the knee, massage her thighs and rub her pussy. You will then get a message saying that you have raised her to level 4.

At the end of the punishment, give Cassandra the advance flirting lesson. You discuss some flirting and manipulation techniques, and you tell Cassandra you want her to work for you. Cassandra then agrees to have dinner with you.

### **[CAS06] Cassandra: Raising to Level 5**

---

After you have raised Cassandra to punishment level 4, spy on Debbie's room in the evening. You will see Debbie and Cassandra talking about your job offer. Cassandra asks Debbie how she was persuaded to become a prefect. Cassandra says she's impressed at how you convinced Debbie to accept the role.

If you have not already done so, pass the new Corporal Punishment rule "students may be ordered to strip down to their underwear" at the Friday board meeting. You will require Influence 10 and Discipline 55 to pass the rule.

Choose to teach a class. Before the class starts, Cassandra will approach you and try to blackmail you. You tell her she will be punished after school.

She will start the punishment at Level 4. Order her to strip to her underwear. Position her with hands above her head and use the camera to take pictures (or do a body search).

*Note: you can do a body search instead of taking pictures. However, you get an extra small scene which helps to develop Cassandra's storyline if you take the pictures.*

Position her bent over the desk and give her a hand spanking, a ruler spanking and a paddle spanking. Position her over the knee, massage her thighs (or rub her pussy). Put her in the diaper position and use the massage wand. You will then get a message saying that you have raised her to level 5.

*Note: you do not need to use the massage wand. While over the knee, you can choose to rub her buttocks, massage her thighs, and massage her pussy instead, then just put in her in the diaper position.*

At the end of the punishment, choose to arrange a Practice Date with her. You agree to have a dinner date with her, and you tell her that you will purchase a new dress for her to wear.

*Note: In the current version of the game, you can only raise Cassandra to Level 5. However, once you have done so, you can have a date with her, watch her have a lesbian encounter with Debbie, and give you a blowjob in your office. See [STC09 \(The Practice Date\)](#), [STC10 \(Debbie's Disappointment\)](#), and [STC11 \(Blowjob Practice\)](#) for information.*



## **Liz: The Exhibitionist**

---

### **[LIZ01] Liz: Revealing Her Weakness**

---

You will need to pass the Corporal Punishments rule "students may be ordered to strip down to their underwear" at the Friday morning school board meeting. You will need 10 Influence and 55 Discipline to pass the rule.

You will also need horniness 6+. For a list of all the horniness points and how to achieve them, see [REF02](#).

Teach classes until you see Liz looking distracted. She will drop her pen. Choose "let me get that for you". Liz will flash you. At the end of the class, you will talk to Liz and then finger her. You will discover that Liz is an exhibitionist who enjoys showing off her naked body.

### **[LIZ02] Liz: Raising to Level 2**

---

Teach classes until you see Liz being distracted again, or ask Liz an easy (or hard or impossible) question during the Friday pop quiz. Choose to give her a private punishment. At the start of the punishment, Liz will immediately strip naked, and you will sentence her to a private spanking.

Liz will start this punishment at Level 1. She is already naked. Position her with hands above her head and use the camera to take pictures. Put her over your knee and give her a hand spanking. Put her in the diaper position and give her a ruler spanking. Position her on her knees, slap her face with your penis and then ejaculate on her face. You will then get a message saying that you have raised her to the next level (Level 2).

At the end of the punishment, choose to discuss sexting with her. You will tell her to take provocative pictures and share them with you to help satisfy her exhibitionist urges.

### **[LIZ03] Liz: Level 2 Post-Punishment Events**

---

At the end of the punishment, choose to discuss sexting with her. You will tell her to take provocative pictures and share them with you to help satisfy her exhibitionist urges.

In the evening, spy on Liz's room. You will see Liz talking to Harriet and Emily. Liz starts masturbating herself while telling them about her punishment. Once you have spied on Liz, you will see a series of texts from Liz on your phone. You then see a video stream of Liz masturbating herself.



After you have received the video of Liz masturbating, visit Miss Newman's apartment in the evening. You will discuss Liz's punishment with Sally.

### **[LIZ04] Liz: Raising to Level 3**

---

Raise Liz to Level 2 (LIZ02), spy on her dorm and discuss Liz's punishment with Sally (LIZ03).

After you have talked to Sally in her apartment ([QLIZ05](#)), teach classes until you see Liz daydreaming in class again, or ask Liz an easy (or hard or impossible) question during the Friday pop quiz.

Choose to give her corporal punishment in class. You will strip her naked and bring her to orgasm. You will raise her to the next level (Level 3). You will also get discipline +4 and horniness +1.

At the end of class, Liz will give you a handjob. While she is doing so, you are discovered by Debbie, who stays and watches.





## Miss Potts

---

### [POT01] The Wrong Way to Give a Punishment

---

Miss Potts has a single punishment scene, which is very different to the normal student punishment scenes.

To unlock the punishment, please see [SFP06](#), The Wrong Way to Give a Punishment. This involves doing several training events with Miss Potts.

The goal of this punishment is to max out Claire's fear. However, if her fear score is greater than her submission score, then she will use her safe word and the scene will end. The event will unlock in the replay menu even if the scene ends early.

If Claire uses her safeword, you will automatically get the same scene the following day.

To successfully complete her punishment, you need to insult her, lightly slap her face, inspect her uniform, and tear off her skirt and knickers. Inspect her bra and then tear off the rest of her clothes. Grope her breasts, slap her breasts and take her picture.

After that, change position and force her over your desk. Spank her and do a cavity search. Change position and force her to her knees. Pull your dick out, do a dick slap, make her kiss it and force it in her mouth. Twist her hair or slap her, and force it down further.

Finally, lift her onto your desk, legs in the air, and force her legs apart. You can finger her first or simply penetrate her to complete the punishment.



---

## GENERAL REFERENCE

---



General Reference Guide: Contents.....	476
Achieving Influence & Horniness.....	477
School Rules & Discipline [REFR].....	480
Grade Management [REFG].....	488
Earning Money [REFM].....	495
Student Interactions [REFS].....	498

## General Reference Guide: Contents

---

### Achieving Influence & Horniness

---

[REF01] Influence Points.....	477
[REF02] List of Horniness Points.....	479

### School Rules & Discipline [REFR]

---

[REFR01] Earning Discipline Points.....	480
[REFR02] Bonus Discipline Points.....	481
[REFR03] The Potts Penalty.....	481
[REFR04] School Rule Changes.....	484
[REFR05] Unlocking the Topless Punishment Rule.....	486
[REFR06] Unlocking the Body Search Rule.....	487

### Grade Management [REFG]

---

[REFG01] Nightly Grade Point Change.....	488
[REFG02] Harriet's Cheating Scandal.....	489
[REFG03] Chapter 2 Evening Decline in Grades.....	490
[REFG04] Friday Pop Quiz.....	492
[REFG05] Achieving 100 Grades in Chapter 2.....	493

### Earning Money [REFM]

---

[REFM01] Sources of Money.....	495
[REFM02] Payments for Spanking Students (Point Based).....	495
[REFM03] Payments for Spanking Priti.....	497
[REFM04] Payments for Spanking Students (Flat Fee).....	497

### Student Interactions [REFS]

---

[REFS1] Classroom Hallway Interactions (Chapter 1).....	499
[REFS2] Classroom Hallway Interactions (Chapter 2).....	500
[REFS3] Sports Center Interactions (Chapter 1).....	501
[REFS4] Sports Center Interactions (Chapter 2).....	501
[REFS5] Dorm Room Interactions.....	502
[REFS6] The Lake Interactions.....	503
[REFS7] Liz's Gossip Topics.....	504
[REFS7] Dorm Spying: Order of Windows.....	506

## Achieving Influence & Horniness

---

### [REF01] Influence Points

This provides a list of all the influence points in the game, and a reference to the sections of the walkthrough (WT), replay menu guide (RM) and punishment guide (PUN) that provides additional information about how to get the points.

Event	Points	Reference
<b>Available from the start of the game</b>		
Miss Potts standing up to Debbie	1	WT: <a href="#">QPOT102</a> RM: <a href="#">SFP01</a>
Miss Potts punishing Faye	1	WT: <a href="#">QPOT109</a> RM: <a href="#">SFP03</a>
Miss Potts: Showing her the wrong way to give a punishment	1	WT: <a href="#">QPOT113</a> RM: <a href="#">SFP06</a>
Giving Miss Chang her new equipment	1	WT: <a href="#">QCHA02</a> RM: <a href="#">SFC01</a>
Hiring Anna as the Lab Technician for Miss Chang	1	WT: <a href="#">QCHA07</a> RM: <a href="#">SFC02</a>
Mr Wilson: Getting Priti's password	1	WT: <a href="#">QWIL03</a> RM: <a href="#">SFW01</a>
Getting Mr Wilson a prostitute	2	WT: <a href="#">QWIL17</a> RM: <a href="#">SFW04</a>
or: Alternative Mr Wilson path: Getting Priti's pictures	2	WT: <a href="#">QWIL08</a> RM: <a href="#">XTRA03</a>
or: Alternative option: Forcing Priti to strip	1	WT: <a href="#">QWIL05</a> RM: <a href="#">XTRA02</a>
Miss Newman: Raising Debbie to Level 3	1	WT: <a href="#">QSAL103</a> PUN: <a href="#">DEB03</a>
Reassuring Miss Newman about punishing Debbie	2	WT: <a href="#">QSAL104</a> PUN: <a href="#">DEB04</a> , <a href="#">DEB05</a>
<b>Total Available in Chapter 1:</b>	<b>11</b>	

Event	Points	Reference
<b>Available in Chapter 2</b>		
Examining Harriet's naked body at the school board	2	WT: <a href="#">QHAR13</a> RM: <a href="#">STH04</a>
Miss Newman: Completing the Headmaster's Pet Part 2	2	WT: <a href="#">QRAC216</a> RM: <a href="#">STR30</a>
Miss Potts: A Relaxing Evening	1	WT: <a href="#">QPOT202</a> RM: <a href="#">SFP07</a>
Miss Potts: Spanked and Fucked	1	WT: <a href="#">QPOT202</a> RM: <a href="#">SFP08</a>
Miss Potts: The Twins Revenge	1	WT: <a href="#">QPOT206</a> RM: <a href="#">SFP09</a>
<b>Total Available in Chapter 2:</b>	<b>7</b>	
<b>Total Influence Points Available:</b>	<b>18</b>	



**[REF02] List of Horniness Points**

This provides a list of all the horniness points in the game, and a reference to the sections of the walkthrough (WT), replay menu guide (RM) and punishment guide (PUN) that provides additional information about how to get the points.

<b>Event</b>	<b>Points</b>	<b>Reference</b>
<b>Available from the start of the game</b>		
Amy's first classroom punishment	1	WT: <a href="#">QAMY01</a> PUN: <a href="#">AMYP07</a> RM: <a href="#">CLA10</a>
How to Discipline a Young Woman event	3	WT: <a href="#">QM306</a> RM: <a href="#">CLA11</a>
Lucy gossips about your size	1	RM: <a href="#">PAT12</a>
Applying sunscreen to Liz and Faye (first version)	1	RM: <a href="#">WEP08a</a>
Watching Celebrity Love Archipelago	1	RM: <a href="#">OTV06</a>
Watching raunchy movie	1	RM: <a href="#">OTV01</a>
Liz's blue underwear	1	RM: <a href="#">SCH03</a>
<b>Total Available in Chapter 1:</b>	<b>9</b>	
<b>Available in Chapter 2</b>		
Cassandra's Public Paddling	2	WT: <a href="#">QCAS07</a> RM: <a href="#">STC06</a>
Class Punishment 1	2	RM: <a href="#">CLA19</a>
Class Punishment 2	2	RM: <a href="#">CLA20</a>
Sex Education class	1	RM: <a href="#">CLA12</a>
Liz's classroom punishment	1	RM: <a href="#">CLA15</a>
Applying sunscreen to Liz and Faye (second version)	1	RM: <a href="#">WEP08b</a>
Emily gossips about your penis	1	RM: <a href="#">STE02</a>
Learning CPR at the Pool	1	RM: <a href="#">SPT13</a>
Locker Room Incident – Group punishment	2	RM: <a href="#">SPT16</a>
Debbie's Big Orgasm	1	WT: <a href="#">QDEB24</a> RM: <a href="#">STD06</a>
The Second Group medical	1	WT: <a href="#">QNUR08</a> RM: <a href="#">OTH08</a>
The New Cafeteria Uniform	1	RM: <a href="#">CAF09</a>
The Streaker	1	WT: <a href="#">QLIZ14</a> RM: <a href="#">STZ08</a>
Maxine's Fundraiser Week	5	WT: <a href="#">QMAX14</a> RM: <a href="#">STX01</a>
<b>Total Available in Chapter 2:</b>	<b>22</b>	
<b>Total Horniness Points Available:</b>	<b>31</b>	

## School Rules & Discipline [REFR]

---

### [REFR01] Earning Discipline Points

---

This shows the number of discipline points that can be earned from classroom and after school punishments. Certain rule changes will allow you to increase the number of points that can be earned. See [REFR04](#) for more details about the rule changes.

The table also includes a reference to the sections of the walkthrough (WT), replay menu guide (RM) and punishment guide (PUN) that provides additional information about how to get the points.

Type of Punishment	Notes	Discipline Points
Classroom Spanking	at start of game	2
Classroom Spanking: with remove skirts rule	see WT: <a href="#">QSAL102</a> or PUN: <a href="#">DEB02</a>	3
Classroom Spanking: with strip to underwear rule	Unlocked by starting the "Leave No Girl's Behind" main quest. See WT: <a href="#">QM4</a> or RM: <a href="#">OTH14</a>	4
Classroom enforced nudity punishment. (Topless Punishment)	See <a href="#">REFR05</a>	1 (and +2 grades)
Public Punishment (after school)	at start of game	1
Public Punishment: with punishment outfit	see WT: <a href="#">QRAC110</a> , RM: <a href="#">STR04</a> or PUN: <a href="#">RAC05</a>	2
Public Punishment (strip to underwear)	Unlocked by starting the "Leave No Girl's Behind" main quest. See WT: <a href="#">QM4</a> or RM: <a href="#">OTH14</a>	3  (4- 5 points in some cases, see note below)
Private Punishment (after school)	will get money but no discipline points	0

**Bonus Discipline Points:** At the start of the game, when discipline is low, you will get bonus discipline points. These will increase the total number of points you can get. For example, instead of getting +2 for a classroom spanking, you can get a total of +3 or +4. See [REFR02](#) for details.

**Public Punishment Strip to Underwear rule:** In general, you will get +3 discipline points for this. But you will get +4 for Rachel (because she doesn't wear a bra) and +5 for Liz (who will be completely naked).



### [REFR02] Bonus Discipline Points

---

When discipline is low, you will get extra discipline points. This is to reflect the fact that in the early game, the girls are not used to corporal punishment, and it will have a bigger impact on their behavior. This also has a practical purpose, as it helps avoid early-game grinding.

The number of bonus points awarded is based on your current discipline level.

Current Discipline Level	Bonus points
0 to 10 points	+2
10 to 20 points	+1
21+ points	0

For example, a classroom spanking (with skirts on) will normally give you +2 discipline.

- However, if your total discipline at the start of the punishment was 10, then you would actually get +4 discipline (the normal +2 plus a +2 bonus).
- If your total discipline at the start of the punishment was 20, then you would actually get +3 discipline (the normal +2 plus a +1 bonus).

This means that as your overall discipline rises, the number of discipline points you get for carrying out a punishment will fall. This reflects the fact that the students are getting used to your punishment methods. You will therefore need to pass new school rules to enact even more severe punishments in order to gain more discipline points.

### [REFR03] The Potts Penalty

---

On weekday evenings, you will get a message about whether Miss Potts was able to control her class or not. If she was unable to control her class you will lose discipline points.

The messages you can get, and the related drop in discipline are:

Grade Change	Message
0	Miss Potts just about managed to control her class today
-1	Miss Potts could not control her class today. Discipline -1
-2	Miss Potts' class were so unruly today that the noise had a disruptive effect on the next door class. Discipline -2

The likelihood of which message you get (and the related drop in discipline) depend on Miss Potts' ability level. You can increase her ability level by training

her. This mainly consists of visiting Miss Potts at home in the evening. You can do this every evening except Wednesday. You also have to carry out three classroom visits, and give her a punishment in your office. See the staff quest "Teaching Miss Potts" (QPOT1) for more details

A summary of the training is shown in the table below. This table shows when Miss Potts's ability level is increased.

Type	Details	Ability Level
Evening Training (at apartment)	Initial conversation.	
Evening Training (at apartment)	"Need to display confidence" training.	Promoted to level 1
Evening Training (at apartment)	"Classroom dynamics" training.	Promoted to level 2
Evening Training (at apartment)	"Being consistent with expectations and consequences" training.	Promoted to level 3
Evening Training (at apartment)	Miss Potts confesses her compulsive shopping habit.	Promoted to level 4
Evening Training (at apartment)	Verbal telling off #1.	Promoted to level 5
Evening Training (at apartment)	Verbal telling off #2. You tell her you will visit her classroom.	Promoted to level 6
Classroom visit	You see her effectively tell off Debbie. You get +1 influence.	
Evening Training (at apartment)	You tell her she needs to experience a spanking. You tell her to dress as a school girl.	Promoted to level 7
Evening Training (at apartment)	You spank Miss Potts while she is dressed as a schoolgirl	
Evening Training (at apartment)	You expose Miss Potts as she holds up some books	Promoted to level 8
Classroom visit	You see her punish Faye. This scene requires you to have passed the Very Strict Uniform Policy which allows confiscation of clothing. You get +1 influence.	
Evening Training (at apartment)	Miss Potts gives you a blowjob.	
Classroom visit	You see Miss Potts give an unacceptable punishment to Mary	
Evening Training (at apartment)	You discuss her punishment of Mary, and arrange to punish Miss Potts	

Type	Details	Ability Level
Evening Training (Office)	You see the "Wrong Way to Give a Punishment" scene where you deliberately give Miss Potts a bad punishment. You get +1 influence.	Promoted to level 9
Event – The Twins Public Shaming	On Friday morning, You see "Heels and a Handbag" where the twins play a practical joke on Miss Potts. That afternoon, the twins are spanked and displayed naked outside.	
After School Staff Training	Staff Training 1: Stripping and Spanking	
Evening Training (at apartment)	You will discuss Miss Potts' concerns	
After School Staff Training	Staff Training 2: The Ruler	
Visit to Sports Center	You will see "The Twins Revenge" where the twins get to spank Miss Potts (can complete before you complete Staff Training 2).	Promoted to Level 10 when both these are complete.
After School Staff Training	Staff Training 3: Body Search	

Miss Potts' ability level is not shown anywhere in the game, but it will reduce the average number of discipline points you will lose. In addition, you will lose less discipline points if you are playing in Easy Mode. The number of discipline points you receive is random, but based on the following probability:

Ability Level	Normal Mode	Easy Mode
Level 0 to Level 3	1 in 8 chance of losing -2 discipline. 6 in 8 chance of losing -1 discipline 1 in 8 chance of no change	1 in 2 chance of losing -1 discipline 1 in 2 chance of no change
Level 3 to Level 6	1 in 2 chance of losing -1 discipline 1 in 2 chance of no change	1 in 3 chance of losing -1 discipline 2 in 3 chance of no change
Level 7 to Level 9	1 in 3 chance of losing -1 discipline 2 in 3 chance of no change	Same
Level 10	No drop in discipline	No drop in discipline

**[REFR04] School Rule Changes**

This lists all the possible school rule changes, their influence and discipline requirements, and how to unlock them.

Rule	Points	Requirements
<b>Corporal Punishment Rules</b>		
Remove Skirts for Punishment	4 Influence 25 Discipline	This rule becomes available when you unlock Sally's Staff Quest. (See <a href="#">QSAL</a> and <a href="#">DEB02</a> .)
Men Can Perform Corporal Punishment	9 Influence 40 Discipline	Unlocked by completing "A Man's Work" main quest (See <a href="#">QM306</a> or <a href="#">CLA11</a> .)
Remove shirts for punishment  <i>(Strip to Underwear for Corporal Punishment)</i>	10 Influence 55 Discipline	Unlocked by starting the "Leave No Girl's Behind" main quest (see <a href="#">QM4</a> or <a href="#">OTH14</a> ) or by punishing Rachel. (See <a href="#">QRAC113</a> and <a href="#">QRAC115</a> , or <a href="#">RAC07</a> .)
<b>Public Punishment Rules</b>		
Girls must clean the school grounds in a punishment outfit	4 Influence 25 Discipline	Available from start of game
Girls must clean the school grounds in their underwear	10 Influence 55 Discipline	Unlocked by starting the "Leave No Girl's Behind" main quest. See <a href="#">WT:QM4</a> or <a href="#">RM:OTH14</a>
Topless in Class Punishment  <i>(allows Enforced nudity punishments)</i>	11 Influence 65 Discipline	Unlocked when teaching your first class in Chapter 2. (See <a href="#">REFR05</a> .)
<b>Uniform Policy</b>		
Strict Uniform Policy <i>(allows underwear inspections)</i>	4 Influence 18 Discipline	Available from start of game
Very Strict Uniform Policy <i>(allows confiscation of non-regulation clothing)</i>	6 Influence 30 Discipline	Unlocked by punishing Debbie. (See <a href="#">QSAL104</a> and <a href="#">DEB05</a> )
Cafeteria Duty Single Use Uniforms	9 Influence 75 Discipline	Unlocked by completing the "Dirty Twins" and "The New Cafeteria Uniform" events. See <a href="#">CAF09</a> .
Charity Exemptions <i>(starts Maxine's fundraiser)</i>	12 Influence 85 Discipline 14 Horniness	Need to progress multiple student quests and other events. See <a href="#">WT:QMAX14</a> .

Rule	Points	Requirements
<b>Headmaster's Privileges</b>		
Body Search	11 Influence 70 Discipline	Unlocked by spying on the dorms in Chapter 2. (See <a href="#">REFR06</a> )
Access to the Girls' Locker Room	12 Influence 85 Discipline	Unlocked by completing the Locker Room Incident ( <a href="#">SPT16</a> )
<b>Other</b>		
Open the Lake	20 Discipline	Available from start of game <i>(If discipline is under 20 then grades will fall by -2 per day. See <a href="#">REFG01</a> for details.)</i>



### **[REFR05] Unlocking the Topless Punishment Rule**

---

Start Chapter 2 by completing the New Chapter event (OTH14), and teach a class. During your first class, Cassandra will make some pointed comments comparing you to the autocratic monarchs and oppressive regimes you are teaching the class about.

You tell yourself that it would be useful to have a way to punish the girls in class quickly without the disruption of a lengthy spanking. You decide the best way would be to embarrass the girls by making them sit through class topless.

This will then allow you to propose a new "remove all clothing above the waist" rule at the school board.

Once you have Influence 11 and Discipline 65, pass the new Public Punishment rule "students misbehaving during class may be ordered to remove all clothing above the waist for the remainder of the lesson" at the Friday board meeting.





### **[REFR06] Unlocking the Body Search Rule**

---

Start Chapter 2 of the game by completing the New Chapter event (OTH14). The next Friday, at the school board meeting, you will start the meeting by saying that you feel a change, as if you have entered a whole new chapter for the school.

After you have had the Board meeting, spy on the dorms. You will get a special scene where you smell Marijuana and you ask Maria Consuelo to do a search. Maria tells you that she can't find anyone smoking weed. You tell her that this is something you will need to discuss at the school board.

The following Friday, at the school board, there is a special scene where you discuss this. Ruth says that you must put a stop to this, and you say that for once you are in complete agreement with her. This unlocks a new Headmaster's Privilege rule that allows you to conduct body searches. You will need Influence 11 and Discipline 70 to pass the rule.

*Note: at the start of Chapter 2, if you complete the Heels and a Handbag event (STW07) during the same week you smell Marijuana, then you will not be able to pass the body search rule that week.*

*Instead, you will see the "Twins Public Shaming" event, which includes a special school board meeting where Miss Potts will get the Board to pass a rule enabling you to strip the twins naked for their punishment. You will then need to wait until the following board meeting to propose the body search rule.*





## Grade Management [REFG]

---

### [REFG01] Nightly Grade Point Change

---

The number of discipline points you have will have an impact on the school grades. Every evening (except Saturday), you will receive a message about whether the girls did any studying or not, and the grades may go up or down as a result.

In Chapter 1 of the game, you can only achieve a maximum of 50 discipline points, so you will never have an evening increase in grades.

Discipline	Grade Change	Message
1 to 19	-1	School discipline is low. The girls did not study at all after lessons today and Grades are falling.
1 to 19 (if lake open)	-2	Some of the girls spent too much time at the lake after school and didn't do all their homework. Grades -2
20 to 60	0	School discipline is starting to improve. The girls studied a little today after lessons and Grades remain steady.
61 to 80	+1	School Discipline is much improved. Most of the girls studied after lessons and Grades are improving.
81 or more	+2	School Discipline is high. The girls studied hard after school and Grades are improving more rapidly.

**[REFG02] Harriet's Cheating Scandal**

At the start of Chapter 2, once grades have reached 51+, there will be a drop of -5 grades every Sunday evening. Initially, you do not know what caused this. The message you will see is:

Warning! An unknown influence is causing grades to decline dramatically! Find the cause urgently before all your hard work is undone! You need to pay close attention to what the girls are up to by patrolling the halls and spying on their rooms at night. Grades -5

Once you have seen Priti's Terrible Crime event by spying on Priti's room (see [QPRI04](#) or [STP02](#)), you will find out that the reason for the drop in grades is due to Harriet's cheating scandal. The message will change to:

Warning! Harriet's homework for chocolate cheating scheme is having a serious impact on grades! You need to deal with her as soon as possible before all your hard work is undone! Grades -5

The actual weekly grade drop will depend on what your total grades are. Once your grades drop below 30, then you will receive a reduced penalty.

Current Grades	Grade Change
30+ grades	-5
20 to 29 grades	-1
1 to 19 grades	0

If grades are less than 51 on Sunday evening, you will not get the drop in grades. To stop this drop in grades, you will need to complete most of Harriet's student quest. This involves punishing her by making her the dormitory maid. See Harriet's student quest walkthrough ([QHAR01](#) to [QHAR09](#)) or [STH03](#).

**[REFG03] Chapter 2 Evening Decline in Grades**

During the Chapter 2 main quest, "Leave No Girl's Behind", once grades improve beyond a certain point, there will be a drop in grades every weekday evening. This represents the girls who are starting to fall behind in their studies.

The grade drop will be based on the current level of grades, but will be slightly random. The table below shows the various messages you can see, when you will see them (based on your current grade score) and the related grade drop.

*For example, when you have 70 grades, you might get no drop, or a drop of 1 or 2 grades. When you have grades 91, you will get a drop of either 4 or 5 grades per day.*

Please note that some of the messages appear the same, but have a different grade drop.

Current Grade	Grade Change	Message
1 to 55	0	Average grades are still fairly low and all the girls are able to keep up with each other academically.
56-70	0	Grades are starting to improve. Some of the girls are underperforming but they just about managed to keep up with their peers. Grades remain steady
56-70	-1	Grades are starting to improve. However, some of the girls are falling a little behind the others and it is dragging down the average. Grades -1
61-70	-2	Grades are starting to improve. However, some of the girls are falling a little behind the others and it is dragging down the average. Grades -2
71-80	-2	Grades have improved significantly. However, some of the girls are barely keeping up and it is dragging down the average. Grades -2
71-80	-3	Grades have improved significantly. However, some of the girls are barely keeping up and it is dragging down the average. Grades -3
80-90	-3	Most of the girls are now getting A's. However, some of the girls are falling behind and it is dragging down the average. Grades -3
81-90	-4	Some of the girls are seriously falling behind with their studies and it is dragging down the average. Grades -4

<b>Current Grade</b>	<b>Grade Change</b>	<b>Message</b>
91+	-4	Almost all of the girls are now getting A's. However, some of the girls are seriously falling behind with their studies and it is dragging down the average. Grades-4.
91+	-5	Almost all of the girls are now getting A's. However, some of the girls are still really struggling and are now way behind their peers. Grade -5

### [REFG04] Friday Pop Quiz

---

In Chapter 2 of the game, if you teach a class on Friday afternoon, you will give your class a pop quiz. You can choose which girl you ask to answer a question. This gives you an opportunity to choose which girl to punish, instead of simply having to wait for particular random events to happen.

Some girls are available from the start of Chapter 2, but you have to unlock other girls by punishing them before you can choose them during the pop quiz. The table below shows which girls you can pick, and how to unlock them.

You can choose to ask an easy, hard or impossible question. If you ask an easy question, you will get +2 popularity and +1 grades. If you ask a hard question, you will get +3 grades. If you ask an impossible question, you will get -3 popularity. The table on the next page shows which types of questions the girls can correctly answer.

*Note: before you can have a pop quiz, you must teach at least one class after starting Chapter 2. During this first Chapter 2 class, Cassandra will compare you to the autocratic monarchs and oppressive regimes you are teaching about, and you will unlock the topless punishment rule. See [REFR05](#) for more details on this first class.*

Girl	How to Unlock	Questions	Notes
Cassandra	Available from the start of Chapter 2	Correctly answers easy questions.	
Rachel	Available from the start of Chapter 2	Correctly answers easy questions.	Once Rachel is your PET ( <a href="#">RAC13</a> ), she will correctly answer hard questions as well.
Liz	Complete Liz Flashes Her Pussy ( <a href="#">CLA14</a> )	Gets all questions wrong.	
Priti	Complete Priti's Achilles Heel ( <a href="#">STP03</a> ) and choose the punishment path.	Gets easy and hard questions correct.	You don't need to spank Priti before you unlock her.
Faye	Complete the Forgetful Faye event ( <a href="#">CLA18</a> )	Gets all questions wrong.	

## **[REFG05] Achieving 100 Grades in Chapter 2**

---

In Chapter 2, there are two things that affect your nightly grade change.

- The first is your **discipline level**: if it is high then the girls will study, and you will earn +1 or +2 grades per night. (See [REFG01](#) for details).
- The second thing is your **grade score**. Once it gets high enough, you will lose a certain amount of grades every evening, to represent the girls who are falling behind in their studies. (See [REFG03](#) for details).

In addition, there is a **weekly** grade drop based on Harriet's cheating scandal. If your grades on Sunday evening are 51+, then you will lose -5 grades until you have punished Harriet by making her the dormitory maid. (See [REFG02](#) for details.)

Once you reach 90 grades, you will start to lose 4-5 grades a day. This can make it hard to reach 100 grades.

Firstly, you should focus on increasing your discipline. Once you have Discipline of 81 or more, grades will increase by +2 a day (so the cumulative loss is only 2-3 a day).

A high discipline score will also allow you to pass the topless punishment rule. Once you have passed this, you can punish students with an enforced nudity punishment when you teach a class. This will give you +1 discipline and +2 grades for every class you teach. See [REFR05](#) for how to unlock and pass this rule. Teaching 2 classes a day will give you +4 grades.

*Note: you will also need 11 influence points to pass this rule. See [REF01](#) for a list of all the influence points you can get.*

You should also complete Alice's first paperwork event, Alice Needs Tutoring ([PAP04](#)). This will prevent you getting the random class event with Alice where you lose -2 Grades.

If you have not already done so, you should also progress Harriet's student quest to avoid the weekly cheating scandal grade drop. See [QHAR01](#) to [QHAR09](#).

On Friday, during the pop quiz, if you ask a hard question, you will get +3 grades. During the Reluctant Rebel quest ([QPRI](#)), you can choose the Desires path for Priti (see [QPRI05](#) for details of the 2 paths). This means that you will continue to randomly get the Good Girl Priti event ([CLA16](#)) where you can also get +3 grades.

On Sunday evenings, go to the dorms and choose to watch documentaries. On Monday evenings, go to the dorms and help the girls with their homework. Both these events will give you an extra +1 grades (a total of +2 each week).

In addition, if you have completed Amy's student quest, then on Tuesday morning, you can have sex with her in the girls' locker room and get +3 grades.

This means that over a week you should be able to get a minimum of +34 grades in a week: at least +20 grades by teaching classes (4 on Monday, Wednesday and Thursday, 5 on Tuesday, and 3 on Friday), +2 for helping with homework and watching documentaries, and +12 grades in the evening (2 every night except Saturday).

Once you are over 90 grades, you will lose a maximum 20-25 grades per over the week (4-5 points on Monday to Friday). This means you should be able to increase grades by at least 9-14 points every week.





## Earning Money [REFM]

---

### [REFM01] Sources of Money

---

There are two main sources of money in the game: your weekly salary, and the payments you receive for spanking the students in your office.

At the start of the game, your weekly salary is \$500. This is paid on Saturday morning. Once you pass the Very Strict Uniform Policy (which allows you to confiscate clothing), your salary will increase to \$600. Once you pass the topless punishment rule, your salary will increase to \$650.

In addition, when you complete the How to Discipline a Young Woman event (which happens immediately before starting Chapter 2), you will receive a one-time bonus of \$5000.

*Note #1: to unlock the Very Strict Uniform Policy you will need to raise Debbie to punishment level 4 and then touch her breasts. See [DEB04](#) and [DEB05](#) for details.*

*Note #2: you must have started Chapter 2 of the game before you can unlock the topless punishment rule. See [REFR05](#) for details for how to unlock this rule.*

*Note #3: For details of how to complete the How to Discipline a Young Woman event, see [CLA11](#).*

Once you have hired Anna as the lab technician ([SFC02](#)), then her \$100 salary will be automatically deducted from your salary.

See below for more details about the payments you receive for spanking the students.

In addition, you can earn \$100 when you do paperwork in your office. See [PAP00](#) for details.

### [REFM02] Payments for Spanking Students (Point Based)

---

When spanking Debbie, Rachel, Amy, Cassandra, Priti or Liz, you will earn a fee based on the amount of pain, humiliation and pleasure you give the student, and the current punishment level of the student.

(In the case of Priti, the payment will be doubled. See [REFM03](#) for details.)

The actual formula used for these girls is:

**(Pain + Humiliation + Pleasure) x Level Modifier**

The level modifier is calculated as:

$$(\text{punishment level} \times 5) + 5$$

*This works out as 10 for level 1 and 15 for level 2. It will then increase up to 30 for level 5 and 35 for level 6 and so on until 55 for level 10.*

*If you increase the girl's punishment level during her spanking, then the payment will be based on her new level. So if you increase a girl from level 1 to level 2, the level modifier will be 15, not 10.*

You can also earn an extra \$100 from each spanking session if you use the digital camera to take photos. See [XTRA04](#) for more details.

**Example:** the maximum you can earn when raising Debbie from level 5 to level 6 is \$835. This is calculated as:

$(7 \text{ pain} + 7 \text{ humiliation} + 7 \text{ pleasure})$	$= 21 \text{ points}$
$21 \text{ points} \times \text{Level 6 Modifier (35)}$	$= \$735$
$\$735 + \$100 \text{ for photos}$	$= \$835$



### **[REFM03] Payments for Spanking Priti**

---

The fee for spanking Priti is a point-based system. It is calculated in exactly the same way as the payments for Debbie, Rachel and Cassandra. However, it is then doubled.

**Example:** You spank Priti and raise her to level 3, without taking her photo. You will earn \$600. This is calculated as:

(5 pain + 5 humiliation + 5 pleasure)	=	15 points
15 points x Level 3 Modifier (20)	=	\$300
Punishment amount doubled	=	\$600

### **[REFM04] Payments for Spanking Students (Flat Fee)**

---

When spanking Faye or the Twins, you will earn a flat fee for each punishment. If you spank Faye, you will get \$200. If you spank Liz, you will get \$400 and if you spank the Twins, you will get \$800.

The twins also have two one-off punishment events. When you spank the twins in your office as part of The Twin Swap event (see [STW03](#)) you will receive \$600. You will also receive \$800 when you punish the twins in public at part of the Twins Public Shaming Event ([STW08](#)). You can only do these punishments once.



## Student Interactions [REFS]

---

When you visit the classrooms, the sports center or dorm rooms, you will often see staff or students there. You can speak to them by clicking on them. Once you pass the strict uniform policy rule, you are able to do underwear checks on most of the girls. You can also unlock other events.

Once you start Chapter 2, some of the interactions will change. Once you pass the Body Search rule, you will also get the opportunity to carry out body searches of some of the girls.

The following tables show all the characters you can interact with around the school, whether you can do an underwear inspection or body search on them, and any special notes or events.



**[REFS1] Classroom Hallway Interactions (Chapter 1)**

Note: In the "Inspect" column, UW means you can do an underwear inspection on them once you pass the Strict Uniform Policy rule.

Day	Student	Inspect	Notes
Monday morning	Liz	UW	Can get +1 horniness. See <a href="#">SCH03</a> .
Monday afternoon	Ada	UW	Available after Ada joins the school. See <a href="#">XTRA09</a> .
Tuesday morning	Charlotte	UW	
	Priti	UW	Priti's reaction to being inspected will change after her photoshoot. See <a href="#">SFW03</a> (or <a href="#">XTRA02</a> if you forced her.)
Tuesday afternoon	Emily, Lucy, Faye, Rachel		Can get special class event with Emily. See <a href="#">CLA03</a> and <a href="#">CLA04</a> .
Wednesday morning	Debbie & Cassandra		Interaction will change when Debbie is raised to punishment level 4, and again when she is a prefect. See <a href="#">XTRA07</a> .
Wednesday afternoon	Alice	UW	Alice is wearing non-regulation underwear. You will get +1 discipline.
Thursday afternoon	Donna & Rachel	UW	Once Rachel is your trainee you will only see Donna here. (See <a href="#">QRAC107</a> .)
Friday afternoon	Liz	UW	Interactions will be the same as on Monday morning. See <a href="#">SCH03</a> .
Friday afternoon	Lucy	UW	Can talk to her about her maid service events. See <a href="#">HOM01</a> to <a href="#">HOM06</a> .

**[REFS2] Classroom Hallway Interactions (Chapter 2)**

Note: In the "Inspect" column, UW means you can do an underwear inspection on them once you pass the Strict Uniform Policy rule. BS means you can do a body search on them once you pass the Body Search rule. MU means you can order the girl to wear her minimal uniform. (See [REFR04](#) for more details about the rules.)

Day	Student	Inspect	Notes
Monday morning	Donna	UW BS	If you do a uniform inspection, you get the opportunity to spank her.
Monday afternoon	Ada	UW BS MU	Can look at Ada's photos. See <a href="#">XTRA22</a> . Minimal uniform is available after Maxine's fundraiser week. See <a href="#">STX08</a> .
	Nina	UW BS	Will get Nina's Secret Possession event ( <a href="#">BDY01</a> ) when do a body search.
Tuesday morning	Priti	UW BS	Dialogue will change depending on whether you encourage Priti to break the rules or not (see <a href="#">STP03</a> ). Can do expanded body search scene if you encourage her to be bad. See <a href="#">BDY07</a> for details of the body search.
Tuesday afternoon	Emily	UW BS	See <a href="#">BDY05</a> for details of the body search.
Wednesday morning	Debbie & Cassandra		Same as Chapter 1
Wednesday afternoon	Alice	UW BS	Dialogue will change slightly once you have completed Alice's paperwork events ( <a href="#">PAP04</a> and <a href="#">PAP05</a> ). See <a href="#">BDY06</a> for details of the body search. Doing a body search on Alice is required for Rachel's student quest (see <a href="#">QRAC201</a> )
Friday afternoon	Liz	UW BS	See <a href="#">BDY03</a> for details of the body search.
Friday afternoon	Lucy	UW BS	You need to have made Rachel your trainee (see <a href="#">QRAC105</a> or <a href="#">RAC03</a> ) before you can body search Lucy.

**[REFS3] Sports Center Interactions (Chapter 1)**

Note: In the "Inspect" column, UW means you can do an underwear inspection on them once you pass the Strict Uniform Policy rule. BS means you can do a body search on them once you pass the Body Search rule. (See [REFR04](#) for more details about the rules.)

Day	Student	Inspect	Notes
Monday afternoon	Harriet	UW	
Tuesday morning	Amy		Will speak to Amy as part of her student quest. See <a href="#">QAMY05</a> and <a href="#">QAMY06</a> . See also <a href="#">SCH02</a> and <a href="#">STY04</a> .
Tuesday afternoon	Nina		
	Izzy (staff)		
Wednesday morning	Mary & Louise		
Wednesday afternoon	Faye (naked)		See <a href="#">SCH01</a> for details of this event. Can punish Cassandra.
Wednesday evening	Lucy		Lucy is part of the drama night, see <a href="#">OTH01</a> for details.
Thursday morning	Sally (staff)		Sally will tell you the medical exams are happening. See <a href="#">OTH07</a> for details.
Thursday afternoon	Sally & group of girls		Sally is about to take a group of girls for a run. This is related to Sally's shower event ( <a href="#">SFN03</a> ).
Friday afternoon	Harriet	UW	Same as Monday afternoon.

**[REFS4] Sports Center Interactions (Chapter 2)**

Day	Student	Inspect	Notes
Monday afternoon	Harriet	UW BS	Will need to do body search as part of Harriet's student quest. See <a href="#">QHAR07</a> . Will need to have Rachel as your trainee first (see <a href="#">QRAC105</a> )
Tuesday morning	Amy		Can have sex with Amy once the swimming pool is open and you have assigned Amy a role. See <a href="#">SCH04</a> for details.



Day	Student	Inspect	Notes
Tuesday afternoon	Izzy (staff)		Same as Chapter 1. (Until the swimming pool is open, then she's not there.)
Wednesday morning	Mary & Louise	BS	See <a href="#">BDY02</a> about completing the body search.
Wednesday afternoon	Faye (naked)		Can punish Cassandra. Needed for Cassandra's public paddling ( <a href="#">STC06</a> ).
Thursday morning	Sally (staff)		Same as Chapter 1
Thursday afternoon	Sally & group of girls		Same as Chapter 1
Friday afternoon	Harriet	UW BS	Same as Monday afternoon.

**[REFS5] Dorm Room Interactions**

Day	Student	Notes
Monday evening	Study group (Priti, Faye, Lucy, Donna, Emily)	Can get +1 grades if you help the girls.
Tuesday evening	Faye	Your talk with Faye will change after you have used the butt plug on her. See <a href="#">OTH11</a> .
Thursday evening	Donna & Maria Consuelo	
Friday evening	Movie Night group	Can get +1 popularity or +1 grades. Can also get +1 horniness. See <a href="#">OTV01</a> for details.
Saturday afternoon	Priti, Rachel & Faye	You will only see these girls if the lake is open.
Saturday evening	Mary & Louise	
Sunday afternoon	Maxine, Lucy, Priti, Emily, Faye & Rachel	Dungeons & Dragons event. See <a href="#">OTH05</a> and <a href="#">OTH06</a> for details.
Sunday evening	Liz, Emily & Harriet	The girls are watching Celebrity Love Archipelago. Can get +1 horniness. See <a href="#">OTV02</a> to <a href="#">OTV06</a> .
Every evening	Maria Consuelo	Maria is in the dorm every evening.

**[REFS6] The Lake Interactions**

You will need to open the lake at the School Board before you can visit it. See LAK00 for details of opening the lake.

Day	Student	Notes
Weekday mornings	Jimmy	Will need to speak to Jimmy when finding Sally's keys (see SFN02) and as part of the "If a Headmaster Falls in the Woods" main quest (see QM2.2 and QM2.3).
Weekday afternoons	Sally and girls	Once Sally has found her keys (see SFN02 and LAK01) then you will see Sally teaching a volleyball class in the afternoon.
Saturday afternoon	Donna & Alice	Can get beast to pull off Donna's bikini. See LAK02 for details
	Amy, April & Harriet	Can get +1 popularity by challenging Amy to a race. See LAK04.
	Charlotte	Charlotte is asleep, so you can't interact with her.
	Jimmy & Beast	Jimmy is asleep, so you can't interact with him. Can get Beast to pull off Donna's bikini. See LAK02 for details
	Samantha	From day 69 onwards, you can find Samantha in Jimmy's hut, changing into her bikini
Sunday morning	Lucy and Emily	Can get Emily to become a (reluctant) nudist. See LAK03 for details.



**[REFS7] Liz's Gossip Topics**

When you spy on Liz's room, you will see Liz, Emily and Harriet gossiping about various events that happened around the school. Sometimes you will need to hear the girls gossiping about a particular topic to unlock an event or progress a quest.

The topics of gossip are in a particular order. If you do not spy of Liz regularly, you may find that you need to listen to the girls gossiping about several events before they will talk about the particular event that you are interested in.

This is a list of the various topics of gossip in the order the girls will talk about them.

Gossip Topic	Refers to Event	Notes
<b>Available in Chapter 1</b>		
Priti getting called to the Headmaster's office	Stealing Priti's Password ( <a href="#">SFW01</a> )	
Weird explosion in Miss Chang's chemistry class	Miss Chang's Formula ( <a href="#">SFC01</a> )	
Cassandra getting spanked	First Public Spanking ( <a href="#">CLA01</a> )	
Anna, the new lab technician	Hiring Anna as the lab technician ( <a href="#">SFC02</a> or <a href="#">XTRA01</a> )	
The new dance teacher, Miss Star	Hiring Trixie as the dance teacher ( <a href="#">SFX01</a> or <a href="#">XTRA01</a> )	Needed to complete the Emily and Harriet Compare Boobs event ( <a href="#">SPY05</a> ). Note: you will stop spying and go home after you see this event.
Harriet asking Liz if she has found any new white underwear yet	Liz and the blue underwear ( <a href="#">SCH03</a> )	You can hear this gossip as soon as you carry out the first underwear inspection of Liz, where you tell her she can't wear blue underwear.

Gossip Topic	Refers to Event	Notes
<b>Available in Chapter 2</b>		
The last lesson was crazy	How to Discipline a Young Woman (CLA11)	
Liz says she doesn't want to wear a shirt while they hang out		
Emily explains that she's not really a nudist	Emily the Nudist (LAK03) and the Benefits of Nudism (STE03)	Required to complete the I am Not a Nudist event (STE01)
Emily tells her friends about Sally sucking your cock	The Benefits of Nudism (STE03)	Required to complete the Emily's Juicy Gossip event (STE02)



**[REFS7] Dorm Spying: Order of Windows**

Why you spy on the dorms at night, there are a number of different windows that you can spy on at night. As you complete various quests, you can spy on more windows. However, the windows initially are shown as "unknown room".

The following list shows the total windows you can see in Chapter 1 and Chapter 2, their order, and when they are unlocked.

Order	Room	When Available
<b>Available in Chapter 1</b>		
1	Liz	Available on Day 1 (initially shown as "First Window")
2	Debbie	Available on Day 1 (initially shown as "Second Window")
3	Amy	Available on Day 2
4	Mary	Available on Day 2
5	Shower Room	Available on Day 1 (initially shown as "Third Window")
<b>Available in Chapter 2</b>		
1	Liz	Chapter 1
2	Debbie	Chapter 1
3	Rachel	Need to spy on Shower room to see Rachel. Can then spy on Rachel's room.
4	Amy	Chapter 1
5	Priti	Start of Chapter 2
6	Mary	Chapter 1
7	Cassandra	Available after Cassandra's public paddling in the Sports Center. (See <a href="#">QCAS07</a> , <a href="#">STC06</a> or <a href="#">CAS04</a> )
8	Charlotte	Start of Chapter 2
9	Shower Room	Chapter 1

---

## CHEAT MENU

---



The Cheat Menu.....	508
School Statistics.....	510
Unlock all Events.....	511
Change the School Rules.....	512
Change your Choices.....	516
Change a Girl's Level.....	523
Change your Character's Name.....	524
Get the Detailed Walk-Through.....	525
Easter Egg.....	526



## The Cheat Menu

---

### Introduction to the Cheat Menu

---

The game has a built-in cheat menu that allows you to increase your stat points (like discipline and grades), unlock replay scenes, and reset various options.

Please note that some cheat options (particularly in the "school rules" and "change your choices" section) are capable of breaking your game or preventing you from completing the story line. They should be used with caution and you should save your game before using them.

### Cheat Menu Options

---

The cheat menu has the following options:

- **School Statistics:** increase (or decrease) your grades, discipline, popularity, horniness or influence points, or your money.
- **Unlock all events:** unlock all the events in the replay menu
- **Change school rules:** unlock the school rules
- **Change your choices:** reset certain key options in the game
- **Change a Girl's Level:** increase or decrease a girl's punishment level.
- **Change your player name:** change the name of the Headmaster
- **Get the detailed walk-through:** provides a link to this game guide.

### Accessing the Cheat Menu

---

To access the cheat menu, first click on the replay menu on the main game screen (shown by the red arrow):





On the replay menu, press the big red button marked "do not press" (shown by the red arrow). Press this three times. Each time you will get a warning that you will need to close.



The third time you press it the cheat menu will appear.



## School Statistics

---

The school statistics section allows you to increase (or decrease) the various stats:

- grades
- discipline
- popularity
- horniness
- influence points
- money.

This can allow you to avoid losing the game (for example, if your discipline or grades are very low) or to avoid "grinding" (for example, instantly increasing your money to buy an object or your discipline to pass a new school rule).

Note: during Chapter 1, your grades and discipline are capped at 50 each. You will not be able to increase the stats beyond this until you start Chapter 2.



## Unlock all Events

The replay menu shows all the main events in the game. Normally, the replay menu allows you to see if there is any content that you have not seen yet, and it also allows you to replay all the events that you have unlocked.

The "unlock all events" will unlock all the events in the game, whether or not you have unlocked them or not. This allows you to see all the main content in the game.

The replay feature is accessed through the "replay menu" option in the top right. For more information, see ["Using the Replay Menu"](#).



## Change the School Rules

---

The "Change the School Rules" section allows you to pass (or remove) the following school rules:

### Chapter 1

---

Rule	Notes
Uniform Inspections	<p>Enables the Uniform Policy rule: "Strict Uniform Policy – Teachers are permitted to request a full uniform inspection at any time. Students must raise their skirts when told to prove they are wearing regulation underwear". This rule normally requires Influence 4 and Discipline 18 to pass.</p> <p>This rule allows you to carry out underwear inspections on most of the students you see in the hall in the classroom building and sports center. See <a href="#">REFS1</a> and <a href="#">REFS3</a> for details of the students you can inspect.</p>
Clothing confiscations	<p>Enables the Uniform Policy rule: "Very Strict Uniform Policy – any articles of clothing in breach of the uniform policy may be immediately confiscated by a teacher or prefect". The rule normally requires Influence 6 and Discipline 30 to pass.</p> <p>This rule allows you to remove non-regulation clothing from students. You need it to progress Debbie's student quest (<a href="#">QSAL105</a>) and Claire's staff quest (<a href="#">QPOT109</a>). It also is requested for the Emily's Lost Skirt Part 2 (<a href="#">CLA04</a>) event.</p>
Students must clean in public in a punishment outfit	<p>Enables the Public Punishment rule: "students cleaning the school's grounds should be made to wear a punishment outfit so they are more easily identifiable". This rule normally requires Influence 4 and Discipline 25 to pass.</p> <p>When you punish a girl in your office after school, if you give her a public punishment, she will wear a special punishment outfit.</p> <p>This will give you +2 discipline points instead of +1 for a public punishment.</p>

Rule	Notes
Students must clean in public in their underwear	<p>Enables the Public Punishment rule: "students may be ordered to strip down to their underwear for public punishment and will have the school's initials written on their chest with a non-permanent marker". This rule normally requires Influence 10 and Discipline 55 to pass.</p> <p>When you punish a girl in your office after school, if you give her a public punishment, she will strip to her underwear for the punishment.</p> <p>This will give you +3 discipline points (or more, for girls like Rachel or Liz who aren't wearing all their underwear).</p> <p><i>Game Note: you cannot punish Debbie, Rachel or Amy in their underwear. You will instead see these girls wearing the punishment outfit instead.</i></p>
Students must remove skirts for punishment	<p>Enables the Corporal Punishment rule: "Students may be ordered to remove their shoes, ties and cardigans. In addition skirts may be removed if these are considered to be an obstruction". This rule normally requires Influence 4 and Discipline 25 to pass.</p> <p>The rule allows you to remove skirts during classroom punishments and private after-school punishments.</p> <p>This will give you +3 discipline points instead of +2 for a classroom punishment. It will give you more pain and humiliation points during private punishments.</p>
Students must remove shirts for punishment	<p>Enables the Corporal Punishment rule: "students may be ordered to strip down to their underwear for corporal punishment". This rule normally requires Influence 10 and Discipline 55 to pass.</p> <p>The rule allows you to require students to strip to their underwear during classroom punishments and private after-school punishments.</p> <p>This will give you +4 discipline points for a classroom punishment. It will give you more pain and humiliation points during private punishments.</p>

## Chapter 2

---

Note: you cannot use these punishment rules during Chapter 1. Even if you use the cheat to enable these rules, then they will not change the options available to you when playing chapter 1

For example, during Chapter 1 the body search option will not be available when you speak to a girl in the hall or sports center, and the topless punishment will not be available when you choose how to punish a girl, even if you have activated this cheat.

Rule	Notes
<p>Men can perform corporal punishment</p> <p>NOTE: enabling this rule will automatically begin Chapter 2 prematurely!</p>	<p>Enables the Corporal Punishment rule: "Corporal Punishments may be carried out by any teacher regardless of gender". The rule normally requires Influence 9 and Discipline 40 to pass.</p> <p>This will allow you to spank the girls yourself in your office when you give them a private punishment.</p> <p>Note #1: if you select this rule, then on the next Friday in the game, you will automatically see the "How to Discipline a Young Woman" scene (CLA11) and then on the following Monday you will see the "New Chapter" event (OTH14). You will then start Chapter 2. This can prevent you from completing the game.</p> <p>Note #2: that this cheat does not directly affect the classroom punishments: Miss Newman will continue to spank the girls if you punish them in class. However, once you have seen the "How to Discipline a Young Woman scene", then you will be able to punish the girls yourself.</p>



Rule	Notes
Body searches	<p>Enables the Headmaster's Privilege rule: "the Headmaster has the right to perform a body search of anyone on campus. Students must raise their skirts and open their shirts to allow for easy access to their underwear. The rule normally requires Influence 11 and Discipline 70 to pass.</p> <p>This rule allows you to carry out a body search on some of the students you see in the hall in the classroom building and sports center. See <a href="#">REFS2</a> and <a href="#">REFS4</a> for details of the students you can inspect.</p>
Topless in class punishments	<p>Enables the Public punishment rule: "students misbehaving during class may be ordered to remove all clothing above the waist for the remainder of the lesson". This rule normally requires Influence 11 and Discipline 65 to pass.</p> <p>The rule allows you to punish students by giving them an Enforced Nudity Punishment where there are required to strip topless in class. This punishment will usually give you +2 grades and +1 discipline.</p>
Headmaster: access to girls' locker room	<p>This option will give you access to the girls' locker room, and you will be able to see the repeating locker room events such as Lucy the Flasher (<a href="#">SPT17</a>) and Emily's Naked Surprise (<a href="#">SPT18</a>). However, you will not see the "Locker Room Incident" (<a href="#">SPT16</a>) mass punishment scene.</p>
Cafeteria workers: special single-use uniforms	<p>This enables the Uniform Policy rule "students on cafeteria duty must remove all clothing and shower. They must then wear a cafeteria uniform until the completion of their shift." This rule normally requires Influence 11 and Discipline 65 to pass.</p> <p>Note: this does not mean you will be able to immediately see the students wearing the new uniforms. You will have to complete the other requirements, including viewing the other cafeteria scenes, up to Amy and Priti (<a href="#">CAF07</a>), and completing The Twins Public Shaming (<a href="#">STW08</a>).</p>



## Change your Choices

---

The "Change your Choices" section of the cheat menu allows you to change some of the main choices and options in the game. This allows you to play different paths, or to change any "wrong" decisions you have made. The choices you can change are:

### Game Chapter

---

Option	Notes
Did you miss a conversation around the school during Chapter 1 of the game? – such as speaking with Liz about her blue underwear?	After you complete the "A Man's Work" main quest (QM3), you finish Chapter 1 of the game and start Chapter 2.  There are several events that are different in Chapter 1 and 2. For example, when visiting the classroom building or sports center, you will see different girls. You will also see different patrol events and weekend patrol events.
Toggle the chapter the game thinks you are in here.	Once you start Chapter 2, there are certain events that you will no longer be able to see, such as Liz and the Blue Underwear (SCH03), Windy Day (PAT05), Group Project (PAT03) or Inappropriate Clothing (WEP01).  This cheat option allows you to toggle which "Chapter" the game thinks you are in, which allows you to go "back" to Chapter 1 and see any events you missed, before returning to Chapter 2.  When you use this cheat, you will see a toggle that says "Switch to Chapter 1" (if you are currently in Chapter 2) or "Switch to Chapter 2".

## Priti

Option	Notes
<p>Did you force Priti to strip naked to take pictures of her and want to see the option where you trick her instead?</p>	<p>In Mr Wilson's "Priti as a picture" staff quest, you have to summon Priti to your office and then decide how to obtain naked photos of her. You can choose to "order her to strip" or "trick her".</p> <p>The "order to strip" option will give you less influence points and will result in you losing grade, discipline and popularity points. (See <a href="#">XTRA02</a> for details.)</p> <p>Once you have selected this option, you can use your phone to summon Priti to your office and repeat the scene. See <a href="#">QWIL05</a> for details.</p>
<p>Make it so you did not hand Priti's naked pictures to Mr Wilson so you can see the alternative path?</p>	<p>During the "Priti as a Picture" staff quest, you may take pictures of Priti in your office (see <a href="#">QWIL05</a> and <a href="#">QWIL06</a>). Once you have taken the pictures, you have to visit Mr Wilson and decide whether to hand over the pictures.</p> <p>If you decide not to hand over the pictures, you arrange to get a prostitute for Mr Wilson instead.</p> <p>This options allows you to reset your choice. Once you have selected this cheat, you can visit Mr Wilson in the evening, and discuss the "photos of Priti". You can then decide to "give him the photos" or "refuse to hand them over". See <a href="#">QWIL07</a> for details.</p>
<p>At a certain point in Priti's storyline you have a choice to help her by your punishment methods, or help her without punishments.</p>	<p>During the "Priti's Achilles Heel" event (<a href="#">STP03</a> or <a href="#">QPRI05</a>) you have to choose how you will help Priti. You can punish her (the punishment path) or help her without resorting to punishments (the desires path).</p> <p>This cheat option allows you to switch between the two options.</p>

## Lucy

---

Option	Notes
<p>Make it so you did show your maid your dick in the bath event?</p>	<p>You will get a horniness point from the Lucy Tells All patrol event (<a href="#">PAT12</a>). However, you can only see this event if you exposed yourself to Lucy during the Lucy Runs You a Bath event (<a href="#">HOM02</a>). This cheat will allow you to see the patrol event and get the horniness point.</p> <p>Once you have selected this cheat, then during the week do a patrol. You will see the Lucy Tells All event (<a href="#">PAT12</a>) where Lucy is gossiping about your size, and you will get the horniness point.</p> <p>Note #1: when you use this cheat, you will not repeat the Lucy Runs you a Bath event at the weekend.</p> <p>Note #2: If you expose yourself to Lucy and then spank her during the Lucy and the Broken Vase event (<a href="#">HOM03</a>), you usually have to pay her a tip of at least \$50 or she will refuse to come the following Saturday unless you pay her \$500.</p> <p>However, if you don't expose yourself, then pay her a small tip (\$10), and then use this cheat, then she will still continue to come. You will not have to pay the \$500.</p>
<p>If she got angry when you spanked her after she broke your vase, make it so you let her off instead of skimping on her tip.</p>	<p>During the Lucy Runs You a Bath event (<a href="#">HOM02</a>) you can choose to expose yourself to Lucy. The following week, during the Lucy and the Broken Vase event (<a href="#">HOM03</a>), you can choose to spank her or let her off when she breaks your vase. If you spank her, you will give her a tip.</p> <p>If you exposed yourself to Lucy and then gave her a small tip, Lucy will refuse to work for you, until you give her an extra payment of \$500. See <a href="#">HOM03</a> for details.</p> <p>This cheat option allows you to change your choice, so that the game plays out as if you decided to let Lucy off instead of spank her. That</p>

Option	Notes
	means that you will not have to pay the \$500 if you gave her the small tip. It will also have the impact of changing some of the dialogue during the Lucy Needs a Shower event.
At a certain point in the maid storyline you have a choice to act kind or to act dominant, then a second choice to pursue a romantic or transactional relationship.	<p data-bbox="630 422 1338 596">During the Lucy Lends a Hand event (<a href="#">HOM09</a>) you have to choose between a kind or dominant relationship option, and then a romantic or transactional relationship. See <a href="#">HOM09</a> for details of the differences.</p> <p data-bbox="630 638 1338 743">These two options allow you to toggle between the four options (Kind/Romantic, Kind/Transactional, Dominant/Romantic and Dominant/Transactional.)</p>

## Other Choices

---

Option	Notes
<p data-bbox="285 980 597 1155">Did you accept the blowjob from Trixie but want to see the alternative means of hiring her?</p> <p data-bbox="285 1197 597 1302">Or did you refuse her twice and want to change your mind?</p>	<p data-bbox="630 980 1338 1119">When you hire a lab technician for Miss Chang, Trixie will offer to give you a blowjob. If you say yes, you will hire Trixie, and if you say no, you will hire Anna Dixon.</p> <p data-bbox="630 1161 1338 1371">If you hire Trixie, you will see a scene where she does a dance and then gives you a blowjob. If you decide to hire Anna Dixon as the lab assistant, then you get a second opportunity to hire Trixie. She will visit you at your apartment that evening and offer you a blowjob there.</p> <p data-bbox="630 1413 1338 1623">If you initially hired Trixie, then this cheat option will allow you to also see the evening scene with Trixie at your apartment. To use the cheat, you should first hire Trixie by accepting the blowjob and then appoint her as the dance teacher instead (see <a href="#">QCHA06</a> to <a href="#">QCHA08</a>).</p> <p data-bbox="630 1665 1338 1875">You can then select this option in the cheat menu. Once you have done so, then in the evening you will get a scene where it is raining and Trixie appears at your door. This scene will then play out. You can then choose to hire her again (by accepting the blowjob) or not.</p>

Option	Notes
<p>Make it so you bought the cheap pills for Mr Wilson and reset Candy's visit for the following evening</p>	<p>During the "Priti as a Picture" staff quest, you may hire a prostitute for Mr Wilson (see <a href="#">QWIL07</a>). Mr Wilson will also ask for some Viagra, and you will have the option of buying the Viagra or a cheap substitute instead (see <a href="#">QWIL11</a>). To get the full scene, you need to order the cheap pills.</p> <p>This cheat option allows you to reset this scene, for example if you originally bought the expensive pills, or if you want to see the other ways of playing through this scene.</p> <p>The cheat option will automatically buy the cheap pills for you, and resets the visit. That evening, Samantha will tell you that Mr Wilson didn't show up to his last class of the day, and you agree to check on him.</p> <p>(If you select this option at the weekend, you will get a phone call from Miss Potts saying that Mr Wilson didn't turn up to his book club instead.)</p> <p>You can then play the scene again. See <a href="#">QWIL17</a> for details.</p> <p>You can use this cheat multiple times, and replay the scene as many times as you want.</p>
<p>Reset Olivia's arrival at the school, to change whether you flirted with her or not</p>	<p>When Olivia arrives at the school (<a href="#">OFF02</a>), you have the option of being strict with her, or being relaxed and flirting with her.</p> <p>This will change your options during of Olivia's First Class (<a href="#">CLA13</a>). If you are relaxed, she will wear a non-regulation shirt, but if you are strict then she will be properly dressed.</p> <p>This option allows you to reset Olivia's arrival so you can see the different options. Once you have selected this cheat, then the following morning, Sam will tell you that two new students will be arriving shortly. The next morning, Olivia will arrive again, and you can replay this scene and her First Class scene.</p>

Option	Notes
Reset your first date with Samantha if you screwed it up	<p>You can ask Samantha, your PA, on a date (<a href="#">OTH12</a>). This cheat option will allow you to reset the date and do it again.</p> <p>This allows you to try again if the date went badly, or if you simply want to try different options. You can reset the date as many times as you want.</p> <p>Once you have selected this option, then you will automatically go on the date that evening.</p> <p><i>Note: if you press "skip day", you will not go on the date.</i></p>
Reset Miss Swallows visits, to change whether you helped give her training?	<p>At the start of Chapter 2, Miss Swallows requests a meeting with you on Thursday afternoon in order to be trained in your punishment methods. You can agree or refuse. (See <a href="#">OFF01</a> for details.)</p> <p>She will then return the following two Thursdays. If you agreed to train her during her first and second visits, then you can punish and fuck Miss Swallows during her third visit. However, if you did not train Miss Swallows, you cannot see this scene.</p> <p>This cheat option allows you to reset Miss Swallow's visits so that you can see the full scene (or see what happens if you don't train her).</p> <p>After selecting this option, the following Thursday, Miss Swallows will ask to have her "first" meeting with you.</p>
After opening the old headmaster's safe, did you want to change your choice from playing as a villain:	<p>During the "A Troublesome Inspector" staff quest, you have to choose whether you consider yourself to be a villain or not (see <a href="#">QRUT08</a>). This cheat option allows you to change between the "villain" and "non-villain" paths.</p> <p>In the current version of the game, this does not make many changes. Some of the dialogue options are changed, but that is all. (For example, your discussion with Mr Mycock on the first Tuesday in Chapter 2. See <a href="#">CLA16</a> for details.)</p>

Option	Notes
	<p>Note: if you originally selected the villain path, then during your confrontation with Ruth, you get the opportunity to humiliate her by doing an underwear inspection on her (see <a href="#">QRUT09</a>). Alternatively, if you originally selected the non-villain path, then during your confrontation with Ruth, you had the option of blackmailing her or simply giving her the photos.</p> <p>The cheat option will automatically set it so that if you switch to the villain path, you will have choose to humiliate her. This means that you can do the underwear inspections. If you switch to the non-villain path, then it will automatically set things so that you gave Ruth back the photos and didn't blackmail her.</p> <p>This means that there are some dialogue options that can't been seen using this cheat option (e.g. choosing the non-villain blackmail path, or the villain non-humiliation path).</p>





## Change a Girl's Level

---

When you punish a girl in your office after school, the aim is to increase their punishment level by maxing out their pain, pleasure and humiliation sores.

This section of the cheat menu allows you to change the punishment levels of the girls. You can only change the levels of the girls you can punish in your office: Debbie, Amy, Rachel, Cassandra, Priti and Liz.

You cannot raise a girl's punishment level beyond their current maximum. For example, in the current version of the game, you cannot increase Cassandra past Level 5.

**Warning: using this cheat can prevent you from completing the game.** For example, if you increase Debbie to level 5 at the start of the game, you will not get the game events you need to pass the remove skirts rule or the very strict uniform policy.



## Change your Character's Name

---

This option allows you to change the first and last name of the headmaster. When you select the option, click the "click here to change names" line and you will be give then option to enter a new name.



## Get the Detailed Walk-Through

---

This provides a link to a Mega folder with the latest version of this game guide.

The game guide is split into 3 parts. Part 1 of the guide covers Chapter 1 of the game, and Part 2 covers Chapter 2. Part 3 includes additional information, including a detailed punishment guide for all the girls, information about the cheat menu and holiday specials, and reference information about increasing grades and discipline, passing school rules, earning money and more.

Separating the guide into 3 parts is designed to make it more accessible, particularly to newer players, and it can also make it easier to use automatic translation tools to read the guide. However, some functionality is lost. In particular, some of the internal hyperlinks will no longer work. Therefore, for anyone who prefers, the Mega folder also includes a complete guide game that includes all 3 parts in one PDF.

Please note that there are likely to be multiple copies of the game guide available, for example for the latest public release but also for a newer patreon version.

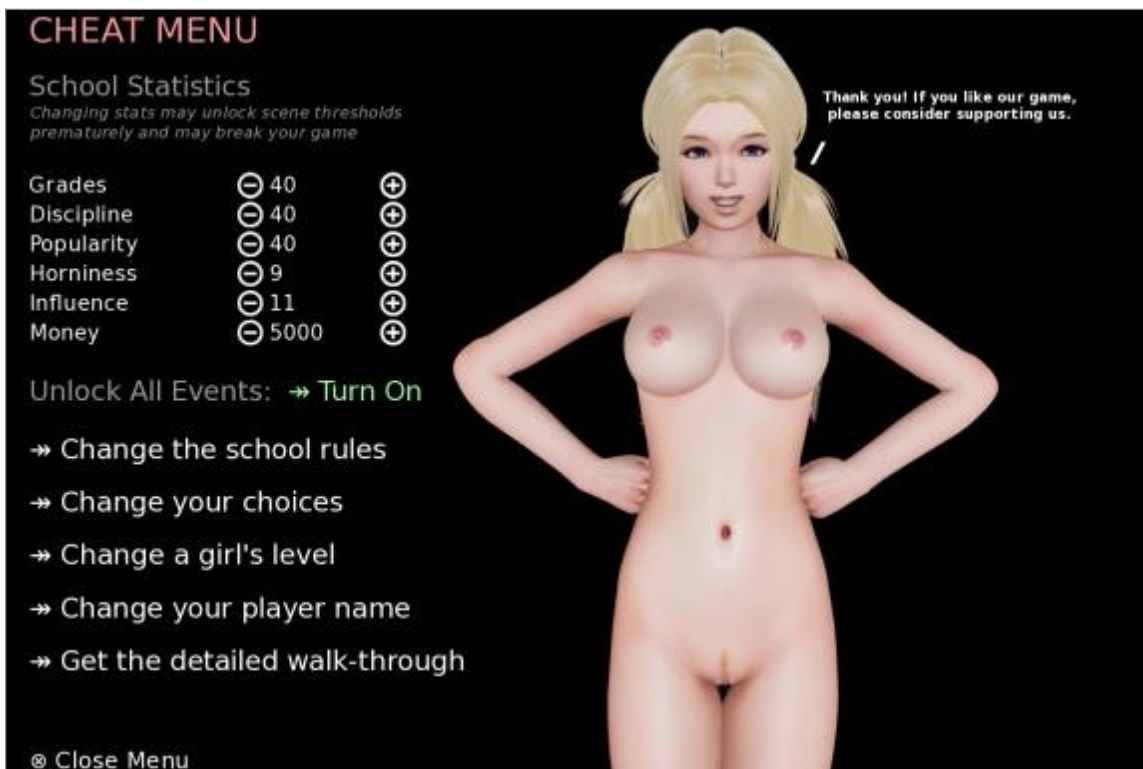


## Easter Egg

The cheat menu has a small Easter egg. When you first open up the cheat menu, you will see a picture of Sarah in her school uniform. If you click on the patreon icon, then Sarah will be displayed naked. If you go back into the cheat menu the next game day, a different girl will be shown. If you click on the patreon icon again, you will make her naked as well.

You can keep doing this several other times. The order of the girls is random (except for Sarah), but the full list of girls you can see is:

- Sarah (your former "assistant")
- Charlotte
- Emily
- Cassandra
- Arabella (daughter of Patricia, the manager of the school cafeteria)
- Olivia (Amy's friend from the magazine)
- Maria Consuelo, the Security Guard
- The "crying girl" (from the Crying Girl and Crying Girl 2 patrol events)
- The "pigtailed student" (from the lost contact lens event)
- The unnamed ginger girl (who breaks the swimming pool rules)
- Red haired nameless girl
- Paige (from Celebrity Love Archipelago)
- Yukiko Chan (the Tiny Pianist from Mykock's Manor)
- Serving Girl 1 (from Mykock's Manor)
- Aisha (Lucy's cat-girl avatar)
- Tinkerspell (Priti's Dungeons and Dragons character)



---

## HOLIDAY SPECIAL BONUS GAMES

---



The Headmaster's Halloween [HS1].....	528
The Headmaster's Christmas Eve [HS2].....	530
Debbie's Halloween [HS3].....	532
Mykock's Manor [HS4].....	536



## The Headmaster's Halloween [HS1]

---



### Introduction

---

The Headmaster's Halloween is a short bonus game. It was originally released as a stand-alone game for high-level patrons in October 2020 and is now included as an unlockable bonus within the main game. For details of how to unlock the game, see [HOL01](#).

### The Game

---

The girls decide to go trick or treating, and they make a bet that the team with the least candy at the end of the night will streak naked.

You therefore have to ensure that the team you wish to lose receives the least candy. However, you have to give at least some candy to each team, or your house will be egged and you will lose. If two or more teams tie for last place, then a draw will be declared and you will also lose.

You have 10 handfuls of sweets. You can choose to give each team 1, 2 or 3 handfuls of sweets.

The teams are:

- Emily and Rachel
- Alice and April
- Cassandra and Debbie
- Priti and Amy
- Charlotte and Lucy

Each team will come to your house in order. If you have any candy left, then any teams who only received 1 or 2 handfuls of sweets will then come back to your house and ask for some more candy. They will offer to flash their tits if you agree to give them more.

### Walkthrough

---

In order to see the most content, you should first decide which team you wish to lose. When the teams visit you, you should give each of the teams 1 handful.

You should then give every team except for the chosen losers a second handful (and let them flash their tits) when they visit you again. This means that the losing team will be the only team that *don't* flash their tits at you.

Afterwards, the girls will count up their hauls, and the losing team will strip naked.

*Game Note: if you just give every team a single handful, and then refuse to give Charlotte any more, then none of the other girls will come back, and the game will end.*

*This means that if you want Charlotte to lose, you will need to give one of the other teams 2 handfuls the first time they come to your house.*

### Bonus Scene

---

Once you finish the game, you are asked if you wish to play again. If you play the game 5 times, and ensure that each team loses once, then you will get a special bonus picture.



## The Headmaster's Christmas Eve [HS2]

---



### Introduction

---

The Headmaster's Christmas Eve is a short bonus game. It was originally released as a stand-alone game in December 2020 and is now included as an unlockable bonus within the main game. For details of how to unlock the game, see [HOL02](#).

It takes place in the girls' dorm, and involves the Headmaster delivering presents to some of the girls. It is set around the start of Chapter 2, when Debbie is your prefect and Rachel is your P.E.T. However, it is not cannon i.e. the Headmaster engages in sex with some of the girls which hasn't happened (yet) in the main game timeline.

### Walkthrough

---

The aim of the game is to provide the right present to each girl. Each of the presents is a new piece of sexy clothing. However, the Headmaster hit his head, and can't remember which outfit is for what girl. You will have to ask the girl what type of clothing she wants, and then pick the correct outfit.

Girl	Outfit
<b>Priti</b>	Priti says that she liked it when you took her pictures in your office, and she felt sexy in the bikini. You should give her the <b>stylish bikini</b> .
<b>Rachel</b>	Rachel says she wants a sexy outfit that will make you happy, but it needs to be something that suits her personality. You should give her the <b>leopard print lingerie set</b> .
<b>Liz</b>	Liz says she wants something festive that she can feel sexy wearing. You should give her the <b>Santa bikini outfit</b> .
<b>Alice</b>	Alice wants a new outfit for a night out that "really shows off" her breasts. You should give her the <b>red and black cross strap dress</b> .
<b>Debbie</b>	Debbie tells you that she's a prefect and allowed to punish the other girls, so she wants an outfit that lets everyone know she's in charge. You should give her the <b>leather bondage outfit</b> .
<b>Cassandra</b>	Cassandra wants an outfit that "really kills" and will "make grown men cum in their pants". You should give her the <b>"virgin killer" partially see-through backless dress</b> .
<b>Donna</b>	Donna would like something elegant that accentuates her long legs. You should give her the <b>elegant formal dress</b> .

### Sex Scene

---

The game ends with a sex scene where the girls "take care" of the Headmaster. You can choose whether to fuck Alice's ass or not. To get the full scene, you should choose to fuck her ass, but there are no negative consequences from choosing not to.

## Debbie's Halloween [HS3]

---



### Introduction

---

Debbie's Halloween is a short bonus game. It was originally released as a stand-alone game in October 2021 and is now included as an unlockable bonus within the main game. For details of how to unlock the game, see [HOL03](#).

### Walkthrough

---

Debbie is told by the Headmaster that he extended the girls' curfew because it was Halloween, but gave strict instructions that every student must be back in their dorms by midnight. He needs Debbie to look around the school and make sure all the girls head back to their dorm. If Debbie can get every girl back in the dorms before midnight, she will be allowed to join the teachers' party. But if she fails, then she will be given a spanking.

You have to move Debbie around the school to find the students and make sure they return to the dorms before midnight. You only have until midnight. The time is shown in the top left of the screen. Some actions are marked with the number of minutes that they will take to complete.

The following walkthrough shows you how to deal with all the different groups of girls. However, you do not have to deal with the girls in any particular order: you can complete the game in any order you wish.

The only exception are the Twins: you must deal with them last. After you have deal with each group of girls (except Nina and Faye), you will see a small scene where the Twins are trying to scare Debbie. At the end of the game you will have a final showdown with them.

### **Liz, Harriet and Emily**

---

Visit the Dorms. You can speak to Maria Consuelo if you wish. Make sure you click on the TV. You will see that there is a Celebrity Love Archipelago Halloween Special on.

Visit the Sports Center. You will see Liz, Harriet and Emily. Speak to the girls. Emily will demonstrate her replica gun, and then they will refuse to go back to the dorms. Tell them that their favorite show is on TV. They will invite you to watch it with them. Tell them that you don't have time. They will then return to the dorm. You notice that Emily left her replica gun behind, and you decide to take it.

*Note: if you watch it with them, you will lose the game. However, you will see a special Celebrity Love Archipelago episode which ends (as usual) with the three starlets naked.*

### **Alice, Cassandra and Ada**

---

Go to the Sports Center. If you have already convinced Liz, Harriet and Emily to return to the dorm, you will hear Cassandra talking to Ada in the gym. Go into the gym. You will see Alice and Cassandra dressed as two sexy vampires, and Ada taking their picture.

*Note: you do not need to deal with Liz, Harriet and Emily first. You can go to the gym anyway.*

Talk to them. Alice says they are trying to get a perfect sexy photo to post on the internet. Offer to help them. Tell them to squish their boobs together, and then to angle their butts towards the camera. After that, tell them to angle their butts to the camera and squish their boobs together.

*Note: to see all the content, you can also tell them to make out with each other first: this will not take up any more time.*

Afterwards, you can tell them that the photo is "perfect" and the girls will return to the dorm. However, to see all the content, you should tell them to try again with less clothing.

### **Nina and Faye**

---

Go to the Nurse's office in the Sports Center. You will see Nina and Faye. You speak to them, and they agree to return to the dorm.

*Note: you will not see a scene with the Twins after dealing with Nina and Faye.*

### **Amy, Olivia, Jasmine and Tia**

---

Go to the Lake. You will see a group of girls sitting around a fire. Speak to them. Agree to join their game of truth and dare. You tell yourself that if you come up with the right dare you might be able to trick them into heading back to the dorms.

You can choose truth or dare for the first 3 girls (Olivia, Jasmine and Tia). If you choose a Dare from Jasmine, she will ask you to make out with one of the girls. You can choose any of the four girls.

For Amy, you must choose Truth. She will ask you which one of the girls you fancy the most. You can choose any of the girls.

*Note: if you choose a Dare from Amy, you will lose the game. However, you will see a scene where Debbie goes skinny dipping in the lake.*

You then get to give the girls a dare. Dare them to go skinny dipping in the lake.

*Note: if you dare them to go back to the dorms, they will refuse and you can choose another dare. If you dare them to make you with you, then you will lose the game.*

Once the girls go skinny dipping, they will realize the water is freezing, and they then decide to go back to the dorms to warm up.

### **Rachel, Lucy and Priti**

---

Go to the Classrooms building, and into the history classroom. You will see Rachel, Lucy and Priti. Speak to them. You will see Priti drunk and dancing on top of a table. Decide to leave and look for something to tempt her with.

Go into the science classroom. You will see Miss Chang. Speak to her. You will ask her if she knows how to sober someone up quickly. She says she developed an alcohol neutralizer, and she could create a batch for you. Say yes please, you would like her to do so.

Go back into the history classroom. You will give Priti the alcohol neutralizer in the empty bottle. Priti sobers up and climbs off the table.

You can choose to let them go, and they will return to the dorm. But to see all the content, you should spank them all for drinking. After the spanking, they will offer to do "anything" to stop you from telling the Headmaster. Say "no".

Note: if you say "anything" you will lose the game. However, you will see a scene where the three girls pleasure Debbie.

Once you are back in the classroom hallway, click on the "campus" button to return to the main map.

### **The Twins**

---

You will see a scene with the Twins after every group of girls you persuade to return to the dorms, except for Nina and Fay.

After you have persuaded the first group of girls to return to the dorm, you will then see a scene where Debbie is walking around the campus on her own. She sees one of the twins, who then suddenly turns around and disappears.

After you have persuaded the second group of girls, you will see another scene, where Debbie is asking herself where the creepy girl is. The girl (Louise) brandishes a knife and Debbie runs away.

After you have persuaded the third group of girls to return, you will see another scene, when both of the twins appear, brandishing knives, and Debbie runs away again.

After you have found the final group of girls, you will see a scene where Debbie tells Maria that she's searched the whole school and she thinks she's found everyone. Maria tells her that the twins are still left.

Debbie then sneaks up behind the twins and scares them with Emily's replica gun. They drop their knives and put their hands up.

You can choose to go home, and they will return to the dorm. But to see all the content, you should tell them to take off their dresses. They will then strip naked before returning to the dorm.

### **Sex Scene with Sally**

---

One the Twins have returned to the dorm, you will see a scene in the Headmaster's house. He will invite Debbie to join the party. Miss Newman invites Debbie to dance with her and Izzy. They then take Debbie upstairs and have sex with her.



## Mykock's Manor [HS4]

---



### Introduction

---

Mykock's Manor is a short bonus game. There are two parts: the first was originally released as a stand-alone game in September 2023, and the second part (which also includes the first part) was released as a stand-alone game in April 2024.

It is not currently available in the main game, but may eventually be included as an unlockable bonus.

The game is available free to all. It is not restricted to patrons. To download, please see:

<https://www.patreon.com/posts/invitation-from-88848037>

<https://altosandherdone.itch.io/mykocks-manor>

### Walkthrough

---

Mykock's Manor was released to support a patreon poll about the future direction of the game. It should be considered a visual novel, not a full game. It has very linear gameplay, and the choices you make are relatively minor, and do not substantially affect the game progression.



The game is meant to take place shortly after Maxine's fundraiser week (see [QMAX](#)). However, there are some continuity issues: certain parts of the discussion, such as the discussion about Miss Newman's dress, will take place in-universe before Maxine's fundraiser.

## Part 1

---

You play the role of one of the school's anonymous owners, where you discuss your views with Mr Mykock.

You are asked various questions, such as whether Reilly Goodhead, the assistant to Mr Mykock should be punished, and what the future school uniform and cafeteria uniform should look like. You will see Mr Mykock's serving girls model the various options for you.

The game provides some background exposition about how the school was originally created, and about Mr Mykock's plans for the girls after they leave the school. You also find out a little more about Miss Chang's mysterious background.

Originally, the questions that were asked by Mr Mykock were part of a poll that could then be completed by patreon members. At the end of the game, the poll results are shown.

## Part 2

---

Similar to part 1, you play the role of one of the school's anonymous owners, who receives a video call from Mykock. Mykock discusses the results of the previous poll. Reilly Goodhead then explains about the new underwear which is being developed.

Reilly and Mykock then discuss potential disciplinarian uniforms for Sally Newman. Reilly models the various options. You are asked to choose your preferred options for Sally's uniform.

Like part 1, the questions about Sally's uniform were originally part of a poll that could then be completed by patreon members. Option 4, the blue dress, was the most popular choice and will be introduced in a future version of the game.

---

## END NOTES

---



Changes Since Previous Version.....539

Find Out More.....541

Acknowledgments.....542

---

## CHANGES SINCE PREVIOUS VERSION

---

- 2024-09-07**
- 
- 0.16.2  
Patreon**
- Updated for version 0.16.1 beta, 0.16.1 beta, 0.16.2 patreon and Mykock's Manor part 2.
  - Added new "A Secretary's Reputation" staff quest for Samantha (QSAM).
  - Added new "A Nurse Under Pressure" staff quest for Nurse Kate (QNUR).
  - Added new "A Lucky Streak" student quest for Liz (QLIZ).
  - Added new punishment guide for Liz.
  - Added new QM3.4 action. You now have to make Rachel your assistant before you can start Chapter 2.
  - Changes to Sally's quest actions, Miss Pott's quest actions and Mr Wilson's quest actions, and Ruth's quest to reflect changes to questlog text.
  - Changes to Rachel's Headmaster Pet 1 quest actions, Amy's quest actions, Harriet's quest actions and Priti's quest actions to reflect quest log changes.
  - Changes to Maxine's quest actions to reflect gameplay changes (new requirements for starting fundraiser week).
  - Added new QHAR05 and QHAR06 in line with questlog changes (about advancing Rachel's quest).
  - Split Lucy's quest into Chapter 1 and Chapter 2 actions (QLUC1 and QLUC2). Added new questlog actions around completing the Sex Ed class. Added new actions QLUC18 and QLUC19 (Lucy cleaning in your office).
  - Minor edits to Priti's quest following review/ game changes (e.g. removed some outdated warnings)
  - Large changes to ordering and numbering in the replay menu to reflect changes in game, including new sections for medical exams, staff training and the cafeteria.
  - Added new replay sections for Samantha and Liz's quests.
  - Changes to CLA14, CLA15, PUN07 and others to reflect gameplay changes relating to Liz's new punishment system.
  - Edited OTH12 to include suggestion players should ask Sam about herself before inviting her on the date.
  - Changes to Cheat Menu section to reflect the in-game changes to the cheat menu (the cheat menu has been redesigned) and to the villain/non-villain option.
  - Added Mykock's Manor Part 2 (part of HS4).
  - New cafeteria rule added to general reference. Changed topless in class requirements in line with game changes.

- Changes to The Potts penalty (REFR03) in line with game changes (you can raise Claire to level 10 and stop the penalty now).
- Changes to the Chocolate-for-Grades penalty (REFG02) in line with grade changes (you will get the decrease even when your grades are under 51 now).
- Created new REFS7 (Liz's gossip topics). Moved content from SPY00a and SPY00b into REFS7.
- Created new REFS8 (dorm window order).
- General refresh and edit of several of the pictures in this document.
- Other minor changes and corrections.



---

## FIND OUT MORE

---

### Patreon

---



You can download the latest public version of the game here. Patreon supporters can get copies of the latest patreon version, game updates and previews of the next version.

<https://www.patreon.com/altosandherdone>

### Itch.io

---



Alternative download location. Has the latest public version and preview pictures.

<https://altosandherdone.itch.io/>

<https://altosandherdone.itch.io/the-headmaster>

<https://altosandherdone.itch.io/the-headmasters-christmas-eve>

<https://altosandherdone.itch.io/debbies-halloween>

<https://altosandherdone.itch.io/mykocks-manor>

### Discord

---



Official Discord channel. Find out more, chat with other fans, and get updates on game development. Patreon supporters have access to VIP channels with special custom artwork and insider information.

<https://discord.com/invite/XMw7q8R7Z9>

---

## ACKNOWLEDGMENTS

---

Firstly, thank you to Altos and Herdone, for creating this amazing game, and to their team: Dan2bit, Gegecucu, Kthunda, Mario Underground and !Carter Stone.

Thanks to I'm Not Thea Lundgren (aka Chuck2000), TheDevian, A1fox3, Haley Smith, Antwit, Yuserneim, Cartageno, Boulimanus, Beavershot, Ramiurga, SnowyS, Alex2011, Der Wanderer, Von Moltke, Capitanqueso, Raven54, Var and Hawk who have all written walkthroughs, or posted other information, comments and corrections that helped me when creating this guide. And to Sildas, Havik79 and Stagwood for helping people with their questions about this guide or where to find it.

Thank you to Whirblewind for initially suggesting the need for a hyperlinked PDF, and to Lewdgamerxxx for creating the first PDF version of this guide.

And lastly – thanks to everyone who has supported this game by becoming a patreon. Your support will help ensure the continued development of this great game.

