

This is Royale Harem's walkthrough! We have made quite a complicated game based on trial and error puzzle solving, so we have done our best to lay out the answers to achieve some forms in case you want to jump straight to the new bits. Please note that this walkthrough is focussed on giving succinct information in a spoiler free fashion, if you have specific questions about combining routes, special scenes, or other hidden content, our community would be happy to point you in the right direction!

This walkthrough is broken up into a few sections. The **Challenge guide** will go over how the challenges work, and what characters will be marked/rewarded based on character actions. The **Event guide** will highlight what events exist and what must be done to trigger them while exploring during mingle phases. And lastly, the **Form checklist** will label blacked out forms in the gallery, tell you the quickest routes to achieve them, and how much additional content is attached to them. In addition to these sections, the changelog at the very end of the walkthrough will highlight content that is exclusive to the patreon versions. As often as we can manage, the things listed in the changelogs will be added to the other three sections. We may only update the main bulk of the walkthrough every 2-3 updates.

Challenge Guide:

Challenge 1: The Duel for Leadership

Ch1 Summary: this is the simplest of the challenges by far, but it sets up a number of forking paths to come. The spirit announces that this challenge will dub one particular character as the leader of each faction. If only one character volunteers to participate, they will be awarded 10 influence to represent their power in their faction. If one or more challengers contest them, a trial by combat will commence, where the leader is awarded the 10 influence and the losers are marked.

Ch1 Outcome: by default, Rhianna challenges Odenval for leadership, while Richter bows out. Odenval wins this confrontation, leaving him with 10 influence, and marking Rhianna. In the Draconoclast court, Reese challenges Magnificence and wins, leaving Reese with 10 influence, and Magnificence marked. Shortly after the contest, Reese is convinced by Matthias to grant him 3 influence, which can be observed in the "Matthias plotting with Reese" Event

Ch1 Choices: the player has, for all intents and purposes, 3 choices for this challenge. They can stand down and not challenge Akarion, challenge him and lose, and challenge him and win.

- Do not challenge: Not challenging Akarion results in him gaining 10 influence. This also sets him up to pursue his "Akarion's crush" scene in the following mingle phase. This event will occur regardless of whether or not the player witnesses it.
- Challenge and lose: Losing to Akarion gains him 10 influence, marks Lewis, and spurs Akarion to TG Lewis immediately. This costs Akarion 5 influence, and makes him less

likely to waste his influence on petty things as he becomes aware of what it's capable of. Lewis's TG is an illustrated sequence. Being marked in the following mingle phase opens Lewis up to being the target of Matthias's first spy transformation in the "Matthias's first consort" event.

- Challenge and win: Beating Akarion grants you 10 influence, and marks Akarion. You will then be prompted as to whether or not you would like to TG Akarion, if you do, an Illustrated TG sequence will play.

Challenge 2: Chess Tournament

Ch2 Summary: although it may seem pretty straight forward, this challenge is meant to serve as a roadblock that encourages the player to conduct small talk with potential allies. The challenge is initially presented as a team event, prompting the contestants to pick a partner. In actuality, the challenge is a chess tournament, with the chosen partners being the starting opponents. Only those who lose the first round of the tournament will be marked. Winning the first round awards 3 influence, and winning the second round awards an additional 5.

Ch2 Preparation: There is one edge that a player can get to help win this challenge. A hidden chess piece is placed in the common areas during mingle phase 1. Unfortunately, Magnificence finds it before the player gets the chance. The chess piece grants whomever has it a second chance in the challenge, enabling wins in some cases. The chess piece does not help Magnificence against Matthias. Magnificence can be persuaded to give the chess piece to Lois if during Mingle phase 1 the player shares "Small talk 1" with her. The player must be female, and must agree to wear the dress Magnificence offers.

Ch2 Outcomes: based on trust levels and the hope of forging alliances, each of the characters will team up with someone else. The following diagram shows the default outcomes for each pairing depending on what partner the player chooses for the challenge. (Diagrams like this one will use "character codes" which are just the first three letters of each characters name):

If Lewis vs Rhianna:		If Lewis vs Marazet:		If Lewis vs Tessa:	
Lew ? Rhi } Get > Ela }	Get > Rhi or Lew ? Get	Lew ? Mar } Get > Ela }	Get > Mar or Lew ? Get	Lew ? Tes } Get > Ela }	Tes > Get or Lew ? Get
Ode > Aka } Tes > Mar }	Tes > Ode	Ode > Aka } Tes > Rhi }	Tes > Ode	Ode > Aka } Rhi > Mar }	Ode > Rhi
Mat > Ree } Mag > Ric }	Mat > Mag	Mat > Ree } Mag > Ric }	Mat > Mag	Mat > Ree } Mag > Ric }	Mat > Mag
Rhi = ? Ela = m Aka = m Mar = m Ree = m Ric = m	Get = +(3-7) Ode = +3 Tes = +7 mat = +7 mag = +3	Mar = ? Ela = m Aka = m Rhi = m Ree = m Ric = m	Get = +(3-7) Ode = +3 Tes = +7 mat = +7 mag = +3	Tes = ? Ela = m Aka = m Mar = m Ree = m Ric = m	Get = +(3-7) Ode = +7 Rhi = +3 mat = +7 mag = +3

Ch2 Choices: The player has a few choices for this challenge, first and foremost being the choice of partner. 3 characters are possible to team up with for this challenge, but only if Lewis's relationship is good enough with them for them to agree:

- Rhianna: Gain the trust of Rhianna by saying "What part are you meant to play?" During her "Discuss Richter" discussion tree, or by using the "Love at first sight" transformation on her prior to the contest.
- Marazet: Rekindle your kinship with Marazet by either sharing two small talks with her, or by answering "The answers must be somewhere" during her "Discuss scripture" Discussion tree.
- Tessa: Tessa will always accept the player's team up request.

Facing opponent: Once a partner has been chosen, the player will face off against the character they chose:

- Facing Rhianna:
 - Base form: the player is given two options. "Play patiently" lets Lewis win.
 - True love form: Rhianna and Lewis will discuss which one of them should win. The decision is up to the player.
- Facing Marazet:
 - Base form: the player is given two options. "Play aggressively" lets Lewis win.
- Facing Tessa: unlike the previous two, Tessa can only be beaten if the player meets one of the following conditions:
 - They have shared small talks with Tessa 3 times and gotten her to reveal her dark side.
 - They have the chess piece granted by Magnificence. (see **Ch2 preparation**)
 - They are a spy.

Losing to Tessa: Losing to Tessa in this event will lead her to target you after it has finished. If the player is male, the low power maid transformation will be triggered. If the player is female, the high power maid transformation will be triggered. This starts the maid questline.

Facing Gethra: If the player successfully defeats their opponent in the first round, they will progress to facing Gethra. Gethra can only be beaten genuinely by spy Lois, otherwise, it's a matter of convincing her that you should succeed. She will outright deny Lois the chance to convince her, but male Lewis can do so by answering the following: "Logic", "Knowing when to ask for help", and "Both". Gethra can't be beaten by the special chess piece.

Soldier Akarion: After the competition is resolved, If Akarion was responsible for Rhianna's Breast expansion, Odenval will target Akarion with a soldier transformation.

Soldier Tessa: if the "Soldier Akarion" scene is not triggered and Tessa is marked, this scene will be played instead. In this scene, Odenval will bring Tessa into his ranks.

Challenge 3: The Test of Grace

Ch 3 questline preambles: Going into the third challenge, the player may be approached by a character based on if they are involved in their plotline. The following characters might pull Lewis aside prior to the challenge:

- Tessa's maid discipline: If the player is a maid and has failed to convert another character into a maid by the start of ch3, Tessa will appear. If the player is a low power maid, she will enforce a punishment of the player's choice, otherwise, she will let Lois off with a warning.
- Gethra's deal: If Gethra is impressed by Lewis (which can be achieved by beating her in chess, or by answering "He knew how to listen to advice" in her "discuss Chaeser" discussion) while he is still unchanged, she will approach him prior to the challenge. She offers to change Lewis into the rightful heir if he trusts her and purposefully fails the next challenge. Following her advice activates the prince transformation, and initiates the kingmaker questline, after the challenge.
- Matthias's plotting: If Lois is a spy, Matthias will approach her and request that she sabotage a rival leader, even at the cost of her own success.

Ch3 summary: The spirit announces that the aim of the challenge is to cross a tightrope. The first 3 contestants to the other side will be awarded 9 influence, while finishing past that only yields 6. Falling into the water leaves one marked.

Ch3 Outcomes: The characters who make it across in this round do so based on their current forms. Unless sabotaged by the player or another npc, successful forms will always cross. The following is a list of forms that succeed the challenge by default (by order of crossing):

- Richter (base and TG form)
- Ruby (princess Richter)
- Princess Rhianna (planned, but not yet implemented)
- Princess Akari
- Matthias (base and TG form)
- Marazet (base, TG, herm, and demon forms)
- Maid Marazet
- Spy Marazet (indistinguishable from base form, likely to occur if lois is not matthias's first spy)
- Magnificence (base form)
- Harem Magnificence (Female and non-shortstack only)
- AR Gethra (planned, but not yet Implemented)
- Princess Lois (non milf)
- Maid Lois (low and high power)
- Spy Lois

Ch3 Choices: this challenge is broken down into a few major choices for the player: “How long do you wait to cross?” And “Who do you decide to sabotage?”. Sabotages are your chance to interfere with other characters' success. Those opportunities are outlined below. As for when the player decides to cross, the longer you wait, the less influence you will win, but the less likely it is for you to be sabotaged by a rival. The NPC sabotage attempts are also listed here. A character cannot sabotage another if they have already crossed. In rare circumstances, a player or npc can provide support to another, guaranteeing the chance of success.

Player sabotages:

- Standard sabotage: so long as the player has not crossed, they can throw themselves at anyone trying to cross. This will usually result in both characters falling, unless otherwise stated by the following exceptions.
- Trophy Lois has plenty of opportunities to sabotage any competitor with a female preference by flashing her tits.
- Low power maid Lois can sabotage Tessa during her crossing so long as she is not a shortstack, and she has not made Tessa suspicious during her “maid training” events. This catches Tessa by surprise, allowing Lois to still succeed.
- Spy Lois can sabotage Magnificence as Matthias has ordered, resulting in both falling.
- Self sabotage: if the player saw the “Gethra’s deal” preamble, they will be prompted to sabotage themselves at any point that they would otherwise cross successfully.

Player support:

- If the player has learned hypnosis from Reese, they can offer to bring Reese with them during the player crossing. This is an automatic win for both characters, regardless of form or sabotage.
- If the player has learned hypnosis from Reese, they can offer to Hypnotize Rhianna to the other side.

NPC sabotages:

- Spy Tessa: during her turn, if Tessa is a sleeper agent, she will offer to help Odenval as he crosses. Odenval will follow her, and she will pretend to trip, knocking both into the water.
- Spy Elami: During her turn, if Elami is a spy, she will feign tripping on the wire and lure Gethra out to her. She will then pull both of them off the edge.
- Spy Marazet: During your turn, if Marazet is a spy, she will attempt to sabotage the player. If the player is suspicious of Marazet (which is done by using the “You seem... off?” small talk) they can cross without issue, forcing Marazet to fail. Otherwise, Marazet will force both of you to fail.
- Odenval’s retribution: if the player is responsible for Rhianna’s breast expansion without incurring the “love at first sight” transformation, Odenval will take revenge by sabotaging you, forcing both to fail.

NPC support:

- Rhianna’s Guardianship: If Richter is a princess, Rhianna will protect her crossing, preventing sabotage.
- Rees’s focus: If Reese’s dialogue tree is fully depleted, Reese will offer to guide the player to the other side with hypnosis. This is an automatic win regardless of form or potential sabotage.

Challenge 4: The Ball

Ch4 Summary: Felcandra will announce that tonight they are throwing a party, and that the spirits have all come out and gotten dressed up for it as well. The task however is to find the spirit of the highest rank and win them over to receive a rose from them at the end. The highest ranked spirit will give the most influence

Ch4 Outcomes: Every character will have a set person they go after regardless of form, their ranking based on their current form. Depending on the forms of your opponents you may have an easier or harder time with certain spirits.

Sylvie/ Reese, Matthias
Jonathan/ Rhianna, Tessa, Marazet
Azymadia/ Akarion, Richter, Odenval
Vixxy/ Magnificence, Gethra, Elami

After the dates, it’s revealed it’s these spirits and they’ll decide one winner from each group (you being included based on which spirit you went for). The top spirit overall and who can provide the most influence at 12 is Vixxy. The rest will only give you 9 if you win. This challenge is potentially one of the most vital as it results in 4 winners and everyone else on the island being marked.

Ch4 Choices: Every spirit will ask you a series of questions and you must choose one. Every choice will have different points towards your success of beating others, however your form will also count towards your point total. Do note in some cases you can’t win from questions even if

all of them are right, namely if you're in a disliked form or if one of your opponents is currently in the favorite form of the spirit.

Sylvie Choices/ Personal, Island, Sexual
Jonathan Choices/ Personal, What did you do for a living?, Friendly
Azymadia/ Personal, Tell me about yourself, Sexual
Vixxy/ Personal, What do you enjoy most, Romantic

Favored Forms (Top Overall Form, Top Lewis Form):

Sylvie/ Base Reese (Best), Sub Draco Lewis
Jonathan/ Draco Rhianna (Best), Sub Draco Lewis
Azymadia/ Base Akari (Best), Muscular Lois
Vixxy/ Spy Elami (Best), Trophy Princess Lexi

Ch4 Scenes: Some forms will have special scenes and art attached to them. To obtain these scenes, get the necessary form and select the associated date during the contest! (note that some scenes may exclude the other.)

Sylvie/ Sub Draco Lewis (Dance), Base Reese (Kiss)
Jonathan/ Male Draco Rhianna (Dance), Sub Draco Lewis (Kiss)
Azymadia/ Base Odenval (Dance), Muscular/Kingmaker Lewis (Kiss)
Vixxy/ Spy Elami (Dance), AR Gethra (Kiss) (Has variations for both MC and non-MC)

Event Guide:

General events: the following events either don't require you to enter a specific area, or they can occur in multiple areas.

Finding Felcandra: during every mingle phase aside from the first, Felcandra will be hidden in a randomly decided location on the map. Felcandra can be discovered by clicking on them in the background when they appear. They will then award the player with 3 influence and have a short conversation with them. Felcandra's affection will be raised with correct answers, but there is no payoff implemented yet. Affection cannot be gained if Lewis has taken on major mental changes.

Richter's gift (Rhianna TG): this event will play if Richter is intent on repairing his relationship with Rhianna, and Rhianna is marked, and Richter has more than 5 influence. This event will happen in whatever area Rhianna is currently placed. To make Richter intent on repairing his relationship with Rhianna, you need to first talk with Rhianna and use her first small talk. Then go to Richter and "Discuss Rhianna". If done correctly, a third option will appear in his dialogue tree labeled "Listen to what she wanted to do". Selecting this option will give Richter an idea of how he can set everything right. He will immediately vacate the area in search of Rhianna. If the remaining conditions are not yet met, Richter will wait until they are and trigger this event in

future mingle phases. When triggered, this scene will have Richter TGing Rhianna as a means of helping her achieve her destiny. This will result in Rhianna getting angry with both Richter and Lewis.

Parapet events: these events will trigger upon entering the regal parapet area.

Rhianna's Revenge (Bad ending): this event will play if Lewis is responsible for Rhianna's hyper breast expansion, and Lewis chose to "hide Richter" during the "Plot to dethrone Richter" event, and is not under the "Love at first sight" transformation, and Lewis is male, and Lewis is marked. In this bad ending Rhianna will inflict a 3 stage male breast expansion upon Lewis, culminating in his breasts becoming so large that he can no longer wear clothes, or participate in the game anymore.

Akarion's crush: this event will play if Lewis does not duel Akarion in challenge 1. This event will play during the 1st mingle phase, regardless of whether or not the player witnesses it. In this scene, Akarion will expand Rhianna's breasts, making her very angry with him.

Akari's balance training: If Akari is in her princess form, Lewis can find her and Elami training on the parapet, practicing balancing books on her head.

Courtyard events: these events will trigger upon entering the courtyard garden area.

Matthias's first consort: this event will play if the player is female and marked during the first mingle phase. Upon entering the courtyard, Matthias will sneak up on the player and turn them into a spy. This initiates the spy questline. This transformation has an illustrated sequence.

Matthias plotting with Reese: this event will play if the player is still male during the first mingle phase. In this scene, the player can eavesdrop on Matthias convincing Reese to grant him 3 influence to conduct an experiment.

Princess dates: this event will play if the player is a princess during mingle phase 2. This scene will end early if Lois is in her Trophy form. In this scene, Elami will encourage Lois to practice dating on one of the eligible bachelors gathered in the courtyard. The player can spend time on a special date with Reese, Matthias, or Odenval.

Plot to dethrone Richter (princess richter and princess rhianna): this event will play during mingle phase 2 if Richter is marked. In this scene, Rhianna will ask Odenval to lend her influence in order to prevent Richter from becoming a bigger problem. Odenval will agree, and the player is given a few ways to interact with what follows.

- Approach Rhianna: The player can "approach Rhianna" in an attempt to sway her decision. If Rhianna trusts the player, the player can endorse her plan, or convince her to do something worse (not yet integrated). If Rhianna is in her "love at first sight" form, you can instead convince her to give you the influence Odenval entrusted to her. Should Rhianna be allowed to follow through with her plan, she will turn Richter into a princess.

- Warn Richter: The player can “warn Richter” in an attempt to stifle Rihanna's plan. The player can accomplish this in two ways. Either they can hide Richter in the lion's den, or if the player has at least 4 influence, and Rhianna is marked, and Lois is not a maid, they can propose “we get to Rhianna first!”. If the player goes through with the counter-attack, Rhianna’s princes transformation will occur.

Matthias reacts to TG Reese: This scene will play if Reese is TG and Matthias is not. In this scene, Matthias will react to Rees’s recent gender swap.

Banquet hall events: These events will trigger upon entering the Banquet hall area.

Akari and the dragon’s dress: If during the first mingle phase, Akarion is tg and marked, this scene will play. In this scene, Magnificence will offer to give Akari a boon should she agree to wear an outfit from Magnificence’s wardrobe. Although Akari will say no by default, Lewis can spend 1 influence to spur her to say yes. The result will give Akari a new outfit.

Elami’s corrections (MILF Magnificence): This scene will play so long as Elami is not a spy, Magnificence is marked, not male, not in a harem form, and Elami has at least 6 influence. In this scene, Magnificence will complain about not having an heir, and blame it on her useless sons. Elami becomes offended by this poor parenting, and decides to give Magnificence the heir she wants while also making her a more gentle mother. The result of this is a pregnant MILF transformation. If either Reese or Matthias are TG’d, Magnificence will have an heir, and not feel the need to complain, leading the two to share a short conversation about their rebellious children without spurring a transformation.

Beach pavilion events: these events will trigger upon entering the beach pavilion area.

Gethra reacts to spy Elami: this scene will play if Elami is in her spy form. In this scene, Gethra will grow suspicious about Elami’s species change.

Lion’s den events: these events will trigger upon entering the lion’s den area.

Elami’s perfect princess (Lewis): this scene will play if during the second mingle phase, female Lois is marked, not in a conflicting form (maid, spy, dalmatian), and Elami has more than 3 influence. Once those conditions are met, trigger this scene by entering the lions den area. In this scene, Elami will enact a plan to turn the bastard Lois from a shameful child, into a lioness princess.

Elami’s pride: this scene will play during mingle phase 3 if Elami has been hypnotized into practicing nudism. In this scene, Gethra and Elami will flirt about the situation. If Gethra is marked, additional influence can be spent to spur her to join in the fun.

Gethra confounded by Anastasia: this scene will play if Akarion has undergone a spy conversion (aka Trans form). In this scene, Anastasia will scold a confused Gethra for being

bigoted, while Gethra tries to convince Anastasia that their recent change in gender identity is someone else's doing.

Form Checklist:

The form checklist is organized by character. Each section begins with a diagram showing each of the character's silhouette forms as they appear in the game's gallery, and labels them with a name so that they can be found in the explanations. The silhouettes are placed in the same order as they appear in the game gallery, except that nude forms have been removed since unlocking nudity for a character once will unlock it for all other discovered forms.

Each form will have a brief spoiler free description on the fastest way to unlock that form (note, it may not be the only way).

A majority of transformations are **Player driven**. This means that they can be done at any time a character is marked through their transformation menu. Player driven TFs may not appear if a combo form does not currently exist for their form.

A good number of the forms are **Combo Forms**. This means that they can be unlocked simply by achieving two other forms in the same run.

Each form will also be given an **Integration Rating** on a scale of 1-5. This rating represents how much content in the game will change based on having that form active. A form with a high integration rating will have plenty of alternate dialogue, combo forms, and unique scenes. A form with a low ranking will get additional content later on as we develop the game. If you enjoy a form with a high integration rating, consider giving the game a full playthrough with it active!

Akarion



Weight gain Akarion:

- Integration rating: 2
- Unlock (3): this is a player driven transformation, meaning it can be initiated at any time Akarion is marked through the transformation menu.
- Combo forms: TG, TG Dragondress.

TG Akarion:

- Integration rating: 5
- Unlock (5): this is both a player driven TF, and a story TF. The player can unlock it in **Challenge 1**, or by using the transformation menu anytime Akarion is marked.
- Dragondress outfit: Unlock the Dragondress outfit for Akarion through the “Akari and the dragon’s dress” event in the banquet hall.
- Combo forms: WG, Dragondress, WG Dragondress, Soldier.

Soldier Akarion:

- Integration rating: 3
- Unlock: this TF can only be unlocked in **Challenge 2**. See “Soldier Akarion” section.
- Combo forms: TG

Princess Akarion:

- Integration rating: 4

- Unlock (3): if Akarion is TG'd during **Challenge 1**, Elami will approach the player asking for influence. If influence is given to her, Akarion's princess TF will immediately take place.

Trans Akarion (spy conversion):

- Integration rating: 2
- Unlock (4): this tf can only be inflicted by Spy Lois. It is player driven.

Elami



Nudist:

- Integration rating: 4
- Unlock (2): Lewis must learn hypnosis from talking to Reese. Afterwards, this TF is player driven.


Spy Elami:

- Integration rating: 2
- Unlock (7): This TF can only be inflicted by Spy Lois. It is player driven.

TG Elami:

- Integration rating: 1
- Unlock (4): This TF is player driven.

Gethra



Nudist:

- Integration rating: 3
- Unlock (1): This TF is unlocked through the “Elami’s pride” event in the lion’s den.


Age Regression Gethra (and MC):

- Integration rating: 2
- Unlock (4-7): this is a special player driven TF that has different text if Lewis is conspiring with Gethra (in his prince form). During the TF, the player has the option to enforce mental changes on Gethra to make her forget her years of experience. This mental change is also accompanied by a bikini.

TG Gethra:

- Integration rating: 2
- Unlock (5): this player driven TF has different outcomes based on if the player is currently in Lewis’s prince form.

Marazet



Nudist:

- Integration rating: 1
- Unlock: Nude Marazet is briefly unlocked as a part of Marazet's herm transformation when her clothes are accidentally burned off.

Maid Marazet:

- Integration rating: 3
- Unlock: this player driven tf is only available to Maid Lewis. If Tessa is active, it can be done for free if Marazet is lured to her, but only if Marazet trusts you.

Herm Marazet:

- Integration rating: 2
- Unlock (4): Player driven. It is labeled as "Give Marazet a penis."


Demon Marazet:

- Integration rating: 1
- Unlock (4): This player driven TF can only be done to Herm Marazet. It is labeled as "Corrupt her/him..."

TG Marazet:

- Integration rating: 1
- Unlock (4): Player driven

Magnificence



Nudist:

- Integration rating: 3
- Unlock: This can only be unlocked by commanding Harem Magnificence to walk around naked through her outfit talk menu.

Shortstack Magnificence:

- Integration rating: 3
- Unlock (3): player driven
- Combo forms: TG, peasant TG, sugar baby TG, peasant, sugar baby

TG Magnificence:

- Integration rating: 4
- Unlock (5): player driven
- Combo forms: peasant, sugar baby, shortstack, shortstack sugar baby, shortstack peasant.

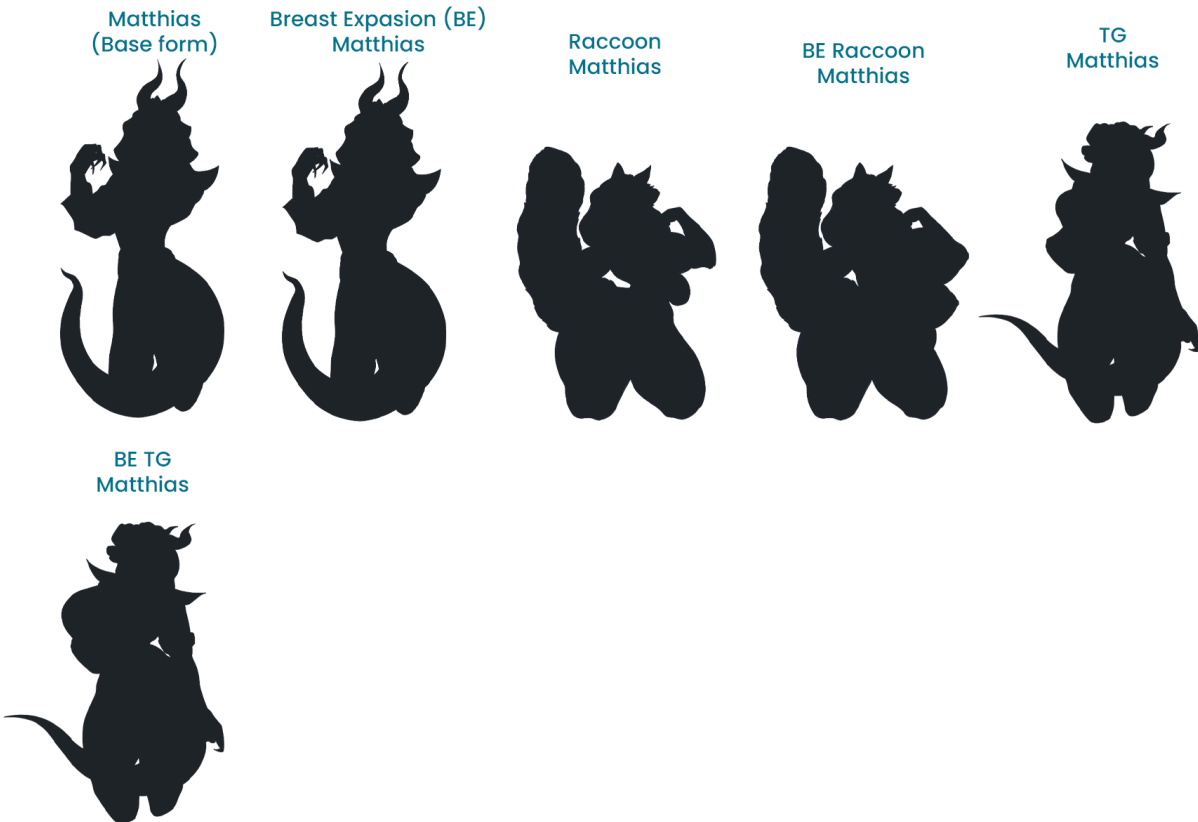
Milf Magnificence:

- Integration rating: 1
- Unlock: This TF is unlocked through the “Elami’s corrections (MILF Magnificence)” event in the banquet hall.

Harem Magnificence (peasant and sugar baby):

- Integration rating: 3
- Unlock (7-15): this TF is player driven, but it is discounted by each transformation Magnificence has already undergone. Once completed, Magnificence can be customized by the player to select any combo form between her base, sugar baby, and peasant forms. Mental changes can be enforced through more influence, or you can get Magnificence to accept them on her own through the hearts that appear when talking to her.
- Combo forms: shortstack, tg

Matthias



BE Matthias:

- Integration rating: 2
- Unlock (3): player driven
- Combo forms: Raccoon, TG

Raccoon Matthias:

- Integration rating: 2
- Unlock: this TF is a punishment given by Felcandra whenever Matthias attempts to pickpocket someone. You can bait Matthias into pickpocketing you during his “discuss challenge 2” discussion. If you win against Gethra in challenge 2, Matthias will offer to team up with you. If you “pull away” in response to his offer, Felcandra will appear. At which point, you can answer “Let them face punishment” in order to incur this TF.
- Combo forms: BE

TG Matthias:

- Integration rating: 2
- Unlock (5): player driven
- Combo forms: BE

Reese



Nudist:

- Integration rating: 2

- Unlock (0-2): through talking to Reese (Reese will not talk to spy Lewis), the player can eventually ask him to give them a “Hypnosis lesson”. during this lesson, the player can ask to hypnotize Reese. The player can then force him to “Strip nude”. This will unlock all nude gallery sprites, but you can also make the change permanent for the rest of the playthrough by spending 2 influence.

TG Reese:

- Integration rating: 3
- Unlock (5): player driven. But the player can net some influence through discussing an alliance with Reese prior to the TF.
- Combo forms: shortstack

Maid Reese:

- Integration rating: 2
- Unlock (3-8): this player driven tf is only available to Maid Lewis. This transformation is discounted if Reese is already TG'd.

Shortstack Reese:

- Integration rating: 2
- Unlock (3): player driven
- Combo: TG

Odenval

Odenval
(Base form)



TG
Odenval



TG Odenval:

- Integration rating: 1
- Unlock (4): player driven

Richter

Richter
(Base form)



Princess Richter
(Ruby)



TG Richter



TG Richter:

- Integration rating: 2
- Unlock (5): player driven

Princess Richter:

- Integration rating: 3
- Unlock: Princess Richter is unlocked through the "Plot to dethrone Richter" event.

Rhianna

Rhianna
(Base form)



BE Rhianna



Hyper BE
Rhianna



Love at first sight (lafs)
Rhianna



BE lafs
Rhianna



Hyper BE lafs
Rhianna



Court Swap 1
Rhianna



BE CS1
Rhianna



Hyper BE CS1
Rhianna



CS1 lafs
Rhianna



CS1 lafs BE
Rhianna



Maid
Rhianna



TG
Rhianna



Princess
Rhianna



BE Princess
Rhianna



BE Rhianna:

- Integration rating: 4
- Unlock (0-3): Player driven, or Akarion can spur it in events.
- Combo forms: Princess, lafs, CS1, CS1 lafs,

Hyper BE Rhianna

- Integration rating: 3
- Unlock (4): player driven
- Combo forms: lafs, CS1,

Love at first sight Rhianna:

- Integration rating: 4

- Unlock (7): player driven. The option only appears the first time the player meets Rhianna outside of a challenge (must be done before talking with her).
- Combo forms: BE, Hyper BE, CS1, CS1 BE

Court swap 1 (oleogarch) Rhianna:

- Integration rating: 2
- Unlock (5-9): This player driven TF opens after a successful romantic advance is made on Rhianna (small talk 1 -> answer "What part are you meant to play" in discuss Richter -> flirt -> Romantic advance, answer "Yes") the price ranges based on if you want to brainwash Rhianna on top of the change.
- Combo forms: BE, Hyper BE, lafs, lafs BE

Maid Rhianna:

- Integration rating: 1
- Unlock (0-5): This player driven TF is only available to Maid Lewis. If Tessa is active, it can be done for free if Rhianna is lured to her, but only if Rhianna trusts you.

TG Rhianna:

- Integration rating: 1
- Unlock: This TF can only be unlocked through the "Richter's gift (Rhianna TG)" Event.

Princess Rhianna:

- Integration rating: 2
- Unlock: This TF can only be unlocked through the "Plot to dethrone Richter (princess richter and princess rhianna)" event.
- Combo forms: BE,

Tessa



Soldier Tessa:

- Integration rating: 3
- Unlock: This form is unlocked at the end of Challenge 2. Get Tessa marked, and make sure Akarion does not BE Rhianna. See "Challenge 2" for more detail.

Sleeper Agent Tessa:

- Integration rating: 2

- Unlock (5): this player driven transformation is only available to Spy Lewis, and will only appear if Tessa is already a soldier.

TG Tessa:

- Integration rating: 1
- Unlock (5): Player driven

Lewis (Player)

Lewis
(Base form)



Nudist



TG Lewis
(base and dragondress)



TG spy Lewis
(base and dragondress)



Maid
Lewis



Princess
lewis



Trophy
Lewis



Dalmation Lewis
(male and TG)



Koi Lewis
(male and TG)



Shortstack
maid
lewis



prince Lewis
(muscle growth)



MILF Lewis
(base and princess)



Lewis breast expansion
stages 1-3
(bad ending)



TG prince Lewis
(muscle growth)



Twinned Magnificence
(base and Maid)
(bad ending)



Nudist:

- Unlock: The fastest way to unlock nudist Lewis is to turn into a maid by losing challenge 2 to Tessa. Then defy her orders by not bringing her a new maid. At the start of the next challenge, she will appear in order to punish you. Select “lessen the load” and she will compel you to lose your clothing.

TG Lewis:

- Integration rating: 5
- Unlock: Lose challenge 1 to akarion.
- Combo forms: dalmatian, koi, prince, dragondress

Dragondress:

- Integration rating: 2
- Unlock: Lose challenge 1 to akarion, and talk to Magnificence. She will offer you the Dragondress in exchange for a chess piece.
- Combo forms: spy, TG

Spy Lewis:

- Integration rating: 4
- Unlock: Lose challenge 1 to akarion, and go to the courtyard.
- Combo forms: Dragondress

Maid Lewis:

- Integration rating: 4
- Unlock: Lose to Tessa in Challenge 2. There are high and low power variants depending on if you are male or female prior to the change.

Princess Lewis:

- Integration rating: 3
- Unlock: Unlocked through the “Elami’s perfect princess” Event.
- Combo forms: Trophy

Trophy Princess Lewis:

- Integration rating: 1
- Unlock: while in princess form, go to Magnificence and “Discuss Courtship”. During the discussion, select “help me” in order to initiate the transformation.
- Combo forms: princess

Dalmatian Lewis:

- Integration rating: 1
- Unlock (3-6): Successfully romance Rhianna (small talk 1 -> answer “What part are you meant to play” in “discuss Richter” -> flirt -> Romantic advance, answer “Yes”). Then go to Rhianna and ask to “Join the poodalists”. The transformation as a whole costs 6 influence. If Rhianna has any influence, she will give you 3, otherwise Lewis will have to pay the full 6.
- Combo forms: TG

Koi Lewis:

- Integration rating: 1
- Unlock: Talk with Reese as much as possible (Reese wont talk to spy lewis). When interacting with him, make sure to act as submissive towards him as possible. When you reach his “Hypnosis lesson” let him put you under. If you have been submissive enough,

and are marked, and Reese has more than 6 influence, he will transform you. Note that while you are under, he will steal all of your influence. (forcefully TGing Reese counts as non-submissive)

- Combo forms: TG

Shortstack maid Lewis:

- Integration rating: 1
- Unlock: Turn into a maid by losing challenge 2 to Tessa. Then defy her orders by not bringing her a new maid. At the start of the next challenge, she will appear in order to punish you. Select “look up to Tessa” and she will compel you to lose your clothing.

Prince Lewis:

- Integration rating: 1
- Unlock: stay male, and defeat Gethra in challenge 2. Lose Challenge 3.
- Combo forms: TG

MILF Lewis:

- Integration rating: 1
- Unlock: Talk with Elami until “Discuss motherhood” appears. In this discussion, answer “Not everyone is meant to be a mother” while you are marked, and Elami has more than 3 influence. If you answer “Motherhood is the crowning achievement of a woman’s life” in this discussion, the option “ask to experience motherhood” will appear in Elami’s standard talk menu when she has more than 3 influence, which lets you trigger the transformation at other times.
- Combo forms: Princess

BE Lewis 1-3 (bad end):

- Unlock: this TF is obtained through the “Rhianna’s Revenge (Bad ending)” event.

TG Prince Lewis:

- Integration rating: 1
- Unlock: obtain prince Lewis, then TG Gethra in order to achieve this tf.

Twinned Magnificence (bad end):

- Unlock: Talk with Magnificence until the “discuss beauty” option appears. In this discussion, the “not everyone is as vain as you...” option will appear if Magnificence has 9 or more influence, and you are marked. Selecting that option will start the twinning bad end.
- Combo forms: Maid

Version 0.12: Trophy Update (now public!)



Form checklist:

Trophy Lewis:

- Integration rating: 1
- Unlock: if you lose challenge 1 and are TGd in its aftermath, go to Magnificence and share her small talk 1. During this conversation, accept her proposal and wear the dragondress. Remain unchanged through to challenge 3. In challenge 3 sabotage Akarion, and become marked. At that point, Magnificence should have 9 influence, enough to start this transformation directly after the challenge.

- Combo forms: princess

Trophy Odenval:

- Integration rating: 2
- Unlock (9): player driven as trophy lewis. If you don't have enough influence, find it through the "Finding Felcandra" events!

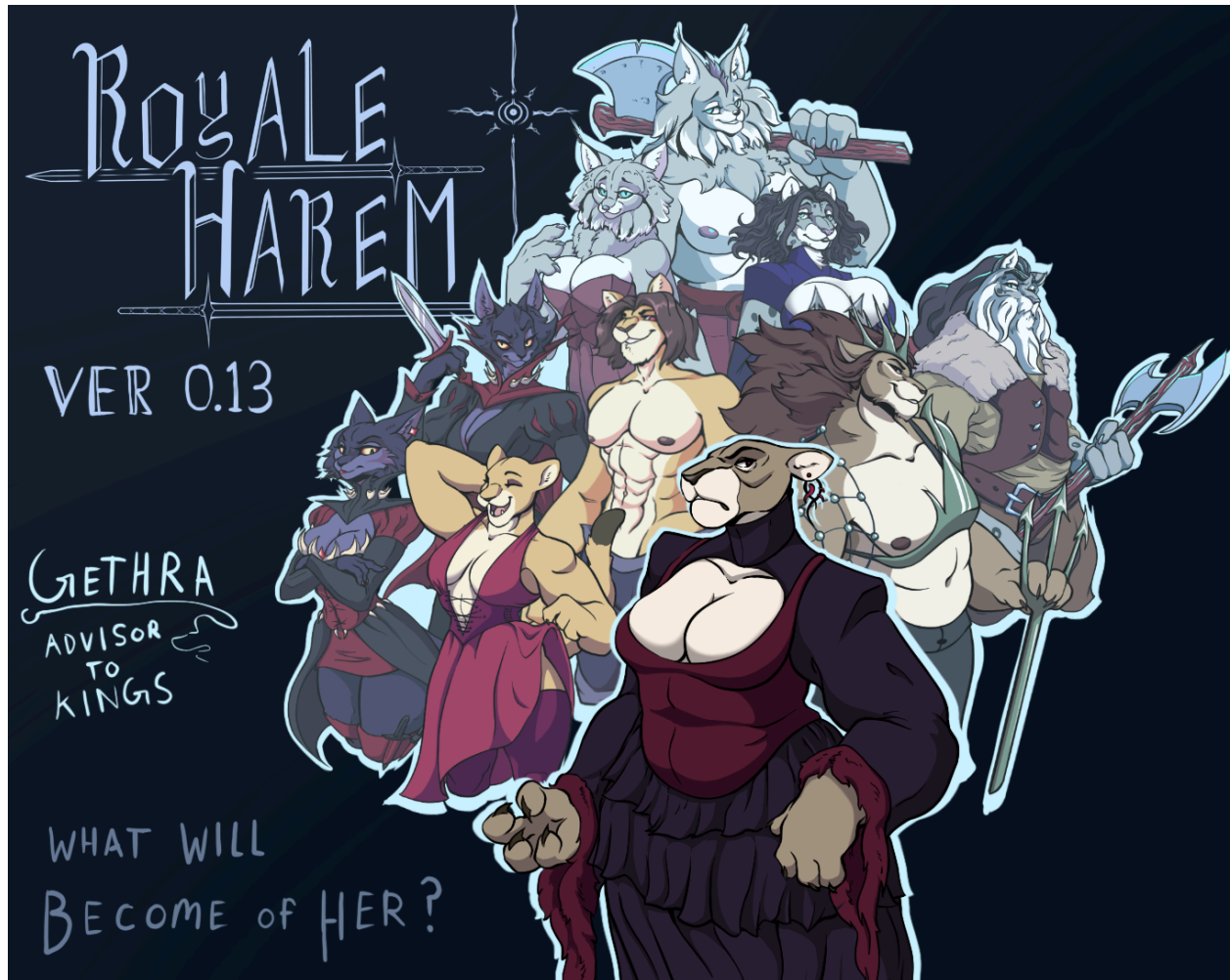
Trophy Akarion:

- Integration rating: 3
- Unlock: Force Akarion to wear the dragondress in the "Akari and the dragon's dress" event. Then, get to the 3rd challenge without akarion being changed again (turn down elami's proposition to turn akarion into a princess). Sabotage matthias to make sure magnificence gets enough influence in challenge 3. Then, head to the banquet hall to witness the scene! This tf will occur if the conditions are met, regardless of if the player witnesses them.

Events:

- Commanding Orphicer (Trophy Odenval X Rhianna):
 - After transforming odenval into a trophy, go to the courtyard to trigger this event.
 - Rhianna can be spurred into sharing a short sex scene with Odenval for 2 influence. (this is currently unavailable to those without the cheat version)
- Amie's kissing practice (content warning: lcest, sibling observing a former sibling masturbating):
 - After witnessing Akarions trophy transformation, go to the lion's den to trigger this event.
- Hotstuff (Small talk AB1): (Content warning: Incest, former siblings flirting)
 - Speak with akarion after his trophy transformation

Version 0.13: Gethra Harem update (now public!)



Form checklist:

Harem Gethra (Alleycat & Exiled Royal)

- Integration Rating: 3
- Unlock (7-15): Player driven TF. While Gethra is marked, you are prompted to choose her form, gender, and whether or not you age-regress (AR) her. During the form choices you can choose alleycat or exiled royal as well as any other forms she has. You can enforce mental changes with more influence if desired, however if AR'd before and MC'd already, she'll instantly accept. Gethra can be pushed to two different personalities, those being the form specific, or her young and energetic personality (not exclusive to AR) through your choices. Can naturally achieve a new backstory through maxing out acceptance.
- Combo forms: both harem forms have artwork for all combinations of AR and TG.

AR TG Gethra (combo form)

- Unlock: achieve both Gethra TG and Gethra AR in the same run

Other features:

- Harem acceptance hang out!: Once per mingle phase, the wait button will have hearts on it. If you press it, all members of your harem will spend time together and boost everyone's acceptance score.

Version 0.14: Court Swap update



Form checklist:

Draco-dom lewis (rattlesnake)

- Integration rating: 2
- Unlock 0-4: over the course of the game, talk with Reese repeatedly. Each time, make sure you respond dominantly whenever he brings up hypnosis (refuse to be hypnotized,

ask if he can teach you hypnosis, ask to hypnotize him, etc). If done correctly, a new option will appear in Rees's talk menu when you are marked called "command Reese to transform you". Using this option while you and Reese have a combined total of 4 influence sparks the transformation.

- Combo forms: TG

Wyvern Rhianna:

- Integration: 3
- Unlock: While in any dragon court swapped form (draco-dom, or koi), the "Plot to bring rhianna into your court" option will appear in Reese's talk menu. Selecting that option while Rhianna is marked, and while you and Reese have enough influence (4 if koi, total of 4 between the two of you if draco-dom) triggers a scene where Reese and Lewis hypnotize and transform her.
 - Special path for TG alt!: if Lewis is in his Koi form and Reese has more than 5 Influence, Reese will add a TG transformation on top of the Wyvern transformation. Ensure he has enough by helping him win challenge 3 through hypnosis. Otherwise, you can get the TG combo form by following the "Richter's gift" event prior to the scene.
- Combo forms: TG, BE, Hyper BE

Lioness Rhianna:

- Integration: 3
- Unlock:
 - Method 1, Akarion's master plan: face, but lose, to akarion in ch1. Ensure that both Lewis and Rhianna lose ch2 by challenging Marazet and losing. Become a princess in mingle 2 by visiting the lion's den. This will prompt akarion to BE Rhianna in mingle 2 whether witnessed by the player or not. Ensure that Rhianna loses, and Akarion wins in ch3. Visit the parapet to watch the transformation. Akarion will transform rhianna during mingle phase 3 regardless of if the player witnesses the event.
 - Method 2, Princess Akari's reward: if akarion is transformed into a princess, use his "small talk 2" dialogue option, where he expresses his crush on Rhianna. At any time rhianna is marked (and the player has 7 influence), return to Akarion and select the "offer Rhianna's hand" option. This triggers a scene where in return for akarion shaving her mane, Lewis promises to transform Rhianna into her ideal partner. Upon shaving, Lewis will find Rhianna, and do just that.
- Combo forms: BE, Hyper BE

New combo forms:

- Added Maid rhianna's BE and hyper combo forms
- Added princess rhianna's hyper combo form
- Added love-at-first-sight cat rhianna's hyper combo form
- Added TG rhianna's BE and hyper combo forms

Other features:

- Updated rhianna's gallery to include toggle switches that cycle through her combo forms.
- Added in the Guard YCH guest appearance in the draco-dom flashbacks.

Version 0.15: Challenge 4

Challenge 4 has been added with 3 new YCH characters! Play through this challenge to compete for the largest influence rewards yet, and enjoy a few special illustrated scenes! (see the challenge section above for a full guide)

Mingle phase 4 has been opened, but is still **heavily experimental**. If you choose to go this far, bugs will be very frequent, and no new additional content or events have been added there yet. But, with the large amount of influence you'll have at this point, you might be able to start playing around with the form pairings of your dreams!

Version 0.16: QOL and misc update (Patreon release)



Added in artwork for TF sequences:

- Shortstack magnificence (by rhythmicbeast!)
- Elami nudist hypnosis Animated!! (by Doomrior!)

Overworld sprites:

- Lioness rhianna
- Wyvern rhianna

Gallery improvements: The gallery was due for a major overhaul, and so we've added a few buttons that toggle minor TFs on and off. This condenses the gallery, gives it an interactive element, and helps keep the forms easy to identify. This still isn't its final state, once we completely finish the game we will be able to set it up with all forms in mind with custom UI elements.

Additional events:

- (content warning: post mental change and bloodline transformation incestuous romance)
Added a romance scene between AR MC Gethra and Soldier Akarion. To get this, make sure both characters are in the right forms (any gender or harem variation will do) and head to the parapet!

Form checklist:

Hyena Tessa:

- Integration rating: 1
- Unlock:
 - This form is unlocked through an event. Make it to mingle phase 4 and go to the banquet hall. If Marazet is not a maid or a hermaphrodite, and Tessa is neither a spy nor a soldier, the scene will unfold. Tessa will be transformed regardless of if the player eavesdrops. The player can stop the transformation if they have spoken to either Tessa or Marazet twice.

Muscular Rhianna:

- Integration rating: 3
- Unlock: player driven. 4 influence while she's marked
- Combo forms: BE, and Hyper BE

Muscle-melon Rhianna:

- Integration rating: 3
- Unlock: visit the secluded courtyard after the third challenge to eavesdrop on a scene with Rhianna. If Rhianna is marked, and you have 2 influence, you can trigger this change.
- Combo forms: BE, and Hyper BE