

# The Genesis Order Walkthrough Part Two



(Updated to V.1.00)  
BY GREG87

**It will be updated with each release.**

**Welcome to my walk-through of NLT Media's game, The Genesis Order.**

**This walkthrough will include every aspect of the game.**

**I hope people find this helpful and easy to follow.**

**Talk to the City's NPC for hints about side quests.**

**Each update will be labeled and listed as what is available in that update. So, you shouldn't miss a thing. Example: V.02121 (6 Scenes, 2 Photos, 1 Extra)**

**The following Key Items Legend will be updated as the game goes on.**

**Key Items will be in a BOLD text throughout the walkthrough.**

**Photos will be labeled in Dark Red. Example: Photo (1st). Total 40**

**Contact information will be labeled in red text. Example: Receive Hannah's contact information.**

**Chest Keys and Chest locations will be labeled in Gold Text. Example Hannah's 1st Chest Key / Hannah's 1st Chest.**

**Kamasutra Pages are in Purple Text. They will be labeled with the number of pages for the girl and the overall Kamasutra page collected in the game within the ( ). Example: Hannah's 1st Kamasutra Page Hand Job (1st).**

**Total Number of Kamasutra pages available. 62**

**Lock Picks pick-up locations will be labeled in Blue Text. Example Lock Pick (1st). Total 4**

**Gargoyles locations will be labeled in Green Text. Example Gargoyle (1st). Total 8**

**Profiles will be labeled in Orange Text. Example Hannah's Profile. Total 13**

#### **Basic Booty Call Requirements**

**Hannah** - Porch Flowers and an Entry Rug.

**Erica** - Porch Plants, Wall Clock. (Plus, the above requirements.)

**Ella** - Potted Garden Flowers, Sofa Table. (Plus, the above requirements.)

**Carol** - Garden Bushes, Side Table (Plus above requirements)

**Lillian** - Tall Bushes, Entry Bushes, Coffee Table, Media Cabinet, Accent Chair, Sofa. (Plus, the above requirements.)

**Judy** - Basic Renovation, Large Rug. (Plus, the above requirements.)

**Nellie** - Brick walkway, Yards Trees, Wall Table, Curtains, Entertainment Center (Plus the above requirements.)

**Kimberly** - East Side Home Expansion, Kitchen Table, Refrigerator, Indoor Entry Plants, Window Fern. (Plus, the above requirements.)

**Melissa** - West Side Home Expansion, Room Plant, Trashcan, Standing Lamp. (Plus, the above requirements.)

**Andrea** - Yard Statues, Piano, (Plus the above requirements.)

**Chloe** – Arcade Machine, Dart Board, (Plus, the above requirements.)

**Heather** – Buy all remaining upgrades. (Plus, the above requirements.)

**The higher your intelligence is the more money you get when selling artifacts.**

### **Offering Plate**

Stone Figurine - Essence Of Medicine

Clay Statue - Essence Of Medicine

Clay Idol - Essence Of Medicine

Silver Statue - Essence Of Intelligence

Jade Figurine - Essence Of Intelligence

Silver Figurine - Essence Of Intelligence

Copper Idol - Essence Of Intelligence

### **Puzzle Solutions**

<https://www.youtube.com/@TDavyAfterDark>

**This is Part Two of the Hand Holder Guide and will cover V.86091 onward.**

**On with the guide.**

-----  
-----

**V.86091**

**(1 Scene, 1 KS Page, 1 Extra, 1 Pinup)**

At the start of this update head over to the apartments, you see Erica talking to Jonathan.

After Erica leaves, Jonathan will give you the **Casula Forest Map**.



Now head over to Rays' Farm and you will chat with Carol and Erica.

Erica will leave and head north to the river behind the farm. Head north and meet Erica at the River.

Jump in the river and head South first. You find a **Stone**.



Head North, back to Erica. You will find another **Stone**.





Now click to go North, up the river.


Once you are up North, you and Erica will check the map. Erica will give you a **Rebreather**, so you can swim through the underwater cave.

Once you are on the other side of the cave, Erica will head south. Before you leave this area, pick up the third **Stone**.



Now head South to meet with Erica.

Once here lay the three stones you have to cross the gap.



You and Erica will head South and enter a cave.

Erica will activate a trap, trapping you and her in the cave. There is a lot of treasure to be picked up.

Once you pick up everything it is time to solve a puzzle.



There are Xs and Os on the Casula Forest Map

Starting from the left, the switches need to be:

Down, Up, Down, Down, Up

Once down you and Erica will find a new Treasure.

### **Bonus Scene 2**

A way out will now be opened. Follow Erica to the East.

Carol will show up and show you the way out. From here you and Erica will go to the Warehouse where you sell the treasure to Jonathan for a good amount of money.

Now make your way back to the cave.



Outside the cave entrance, you will see a rat that runs off into the forest. Follow it and you will find **Hannah's 4<sup>th</sup> Chest Key**.



Once you have the key, go inside the cave where you will find and open **Hannah's 4<sup>th</sup> Chest**, and **Receive Hannah's 4<sup>th</sup> Kamasutra Page Anal (42nd)**.

At the XXX Shop, you can buy the next porn clip (\$5,000) of a familiar Redhead from ToN.

Next, you will need to solve the next set of puzzles in Limbo. The solutions can be seen on TDavy's YouTube channel at the link below.

<https://www.youtube.com/@TDavyAfterDark>

Once you have solved the puzzles you be able to pick up four more Angel Feathers.





You can use these Feathers to make Arianna's pinup in the Angelcraft section.

You can now also buy the last house upgrade at The Shop, and your home will now have an Attic area (for later updates).

## **End of V.86091**

**(1 Scene, 1 KS Page, 1 Extra, 1 Pinup)**

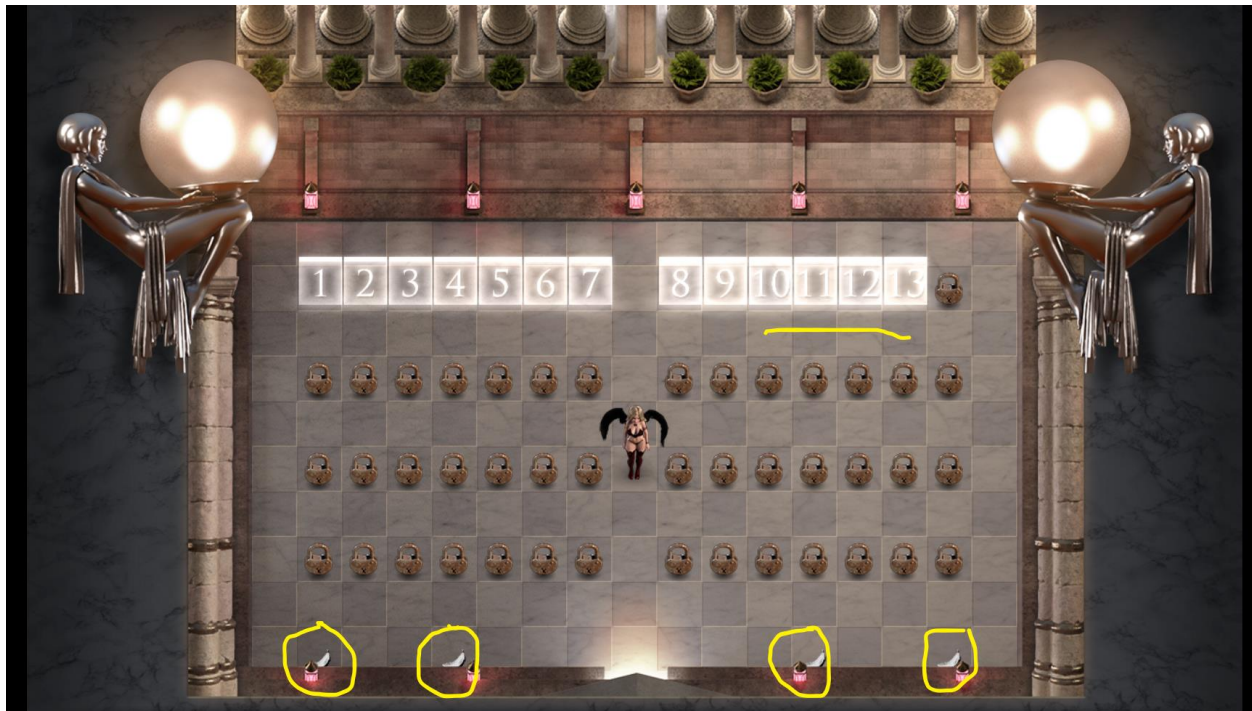
---

## **V.87092**

**(1 Scene, 1 KS Page, 1 Extra, 1 Pinup)**

You can start this update by going to the XXX Shop and buying the next porn clip (\$6,000)

Next, you can complete the next four puzzles in limbo to get four more Angel Feathers.



If you need help the solutions can be seen on TDavy's YouTube channel at the link below.

<https://www.youtube.com/@TDavyAfterDark..>

You can use these feathers to craft another Arianna's Lewd Pinup.

Now head over to Rays' Farm and talk to Hannah, she is up in her room.


Follow Hannah to the XXX Porn shop, where she is talking to Tasha.

Head back to Rays's Farm and talk to Hannah and Alia again.

Now, head North of Rays's Farm, and into the cave, you will find the **Scroll for the Bow and Arrow**.



Now, head into the Forest, walk around till you find a **Stick** and a **Flint Rock**. They are no set location for these two items they will both be blue sparkles, but you should find them easily. Once you have those items, go over to Erica's Apartment where you will find the **Hemp Cord**.



Now, head to Wilkes Mansion where you will find the **Crow Feather**.






You will now be able to AngelCraft the **Bow and Arrow**.


Head back to Rays' Farm and into the barn, you will give Hannah the Bow and Arrow.

Head to Eve Cathedral, go behind it and Hannah will come running out of the forest.

After Hannah climbs up the cliff, head west.



The first thing you can do here is find **Heather's 4<sup>th</sup> Chest Key**, which can be used to open **Heather's Chest** and **Receive Heather's 4<sup>th</sup> Kamasutra Page Pussy Worship (43rd)**.



Now time for a short puzzle.

Step 1: Move the rock two spaces above the bird.

Step 2: Click the bird so he moves up and runs into the rock.

Step 3: Move the rock until it is just below the boulder, now click the bird so runs into the rock again. (Should look like this.)





Final step: Click on the rock so you climb up and push the boulder onto the bird, killing it.

Once it is smashed, pick up the **Dead Bird**.

Now head back to Hannah and Alia.

### **Bonus Scene 3**

Afterwards, you all plus Hannah's new pet will head back to the Farm.

## **End of V.87092**

**(1 Scene, 1 KS Page, 1 Extra, 1 Pinup)**

---

## **V.88101**

**(1 Scene, 1 KS Page, 1 Extra.)**



At the start of this update head to the Condos and speak with Melissa. She is upstairs in her condo.

You will head to the station with her. At the shooting range, the game is simple. Hit 3 targets without missing. You must hit the 3 targets without missing, if you miss you will have to start over again.

Once you hit the three targets, you and Melissa will move to the boxing ring.

To pass this challenge, you must avoid Melissa's attacks for 30 seconds. To do this, simply click the opposite direction in which Melissa is coming from.

For example, if she is coming from the left, click to the right to back up and avoid her attack.

You have 3 hearts, so you can take some punches but if you lose your 3 hearts, you must start again.

After the shooting and boxing challenge is won, you and Melissa will have to head to the changing room.

#### **Bonus Scene 4**

After the scene, David will catch you and Melissa and break something in the men's changing room, revealing **Nellie's 4<sup>th</sup> Chest Key**.



Now head back to Melissa's Condo and up to her bedroom where you find and open **Nellie's 4<sup>th</sup> Chest** and **Receive Nellie's 4<sup>th</sup> Kamasutra Page Pussy Taste (44th)**.



Head to The XXX Shop where you can buy another Pron Clip (\$7,000).

There are also four new puzzles for you to play in Limbo. (There are no rewards for them currently.)

### **Puzzle Solutions**

<https://www.youtube.com/@TDavyAfterDark>

## **End of V.88101**

**(1 Scene, 1 KS Page, 1 Extra.)**

---

---

## V.89103

### (1 Scene, 1 KS Page, 2 Extra.)

At the start of this update go to the Wilkes Masion, head down to the rift room, and talk to Arianna.

You and Arianna see someone enter the portal and go to Hell. You will follow the person who turns out to be Ella.

You and Ella will talk then some demons will enter. In order to escape you have to defeat the demons. To do this, the first thing that you need to do is move Ella to the right until she is standing under the item.



Once you have Ella here, move to the far-right wall and then click down. The big demon should run at you and then turn up toward Ella, she will move and the demon should run into the wall knocking himself out.



You and Ella will escape this room, only to be trapped again by more demons who are blocking the portal back to Earth. In order to reach the portal, click the bell to the right, the demons should all move toward the bell. Ella will escape through the portal, then you click toward the portal and escape back to Earth.



You and Ella will be back on Earth. Arianna will talk to Ella about stealing items from Hell.

### **Bonus Scene 5**

You will pick up the **Oracle**.

You can use the Oracle to travel back and forth between Earth and Hell now.

You can now go to The XXX Shop where you can buy two new porn clips. One for \$1,500 and the other for \$8,000.

Now use the Oracle to travel to Hell.

After you travel to Hell, you can find **Kimberly's 4<sup>th</sup> chest key**.



Now go North, you will see a small arrow on the ground, follow the arrow and you find and open **Kimberly's 4<sup>th</sup> Chest** and **Receive Kimberly's 4<sup>th</sup> Kamasutra Page Dirty Girl (45th)**.





There are also four new puzzles for you to play in Limbo. (There are no rewards for them currently.)

### **Puzzle Solutions**

<https://www.youtube.com/@TDavyAfterDark>

## **End of V.89103**

**(1 Scene, 1 KS Page, 2 Extra.)**

---

---

## **V.90111**

**(1 Scene, 1 KS Page, 1 Extra, 24 Multivitamin Bottles)**

At the start of this update head to Heather's Home. Find Heather in the kitchen and talk to her.

Follow Heather out to the garage, she will tell you that she is having car trouble.

After you talk to Heather, click on the car and try to start it.

After you attempt to start the car, you will check the glove box and find some **Coordinates**.

Now head into the forest to the area shown below. To the west of the puzzle from a previous update you find **KC's Briefcase**.




Leave the Forest and head back to Heather's Home to talk to Heather about the Briefcase.

After talking to Heather, leave her home and go to the main map. Once on the main map, you will call Nellie.

After the call to Nellie, head to the Condos, you will talk to Andrea as she walks out of her condo.

After talking to Andrea, head to her old house and talk to the office that is in charge of taking inventory of Andrea's items.



The office will give you a piece of paper with another clue on it.

Now leave Andrea's home and head to Rays' Farm and talk to Carol.

After talking to Carol, head back to Heather's home and talk to Heather once more.

Heather will tell the nickname that Krik once went by and you will open the briefcase, in the briefcase you will find an **ECU** and \$20,000.

You will replace the ECU in Heather's car then head inside to the kitchen.

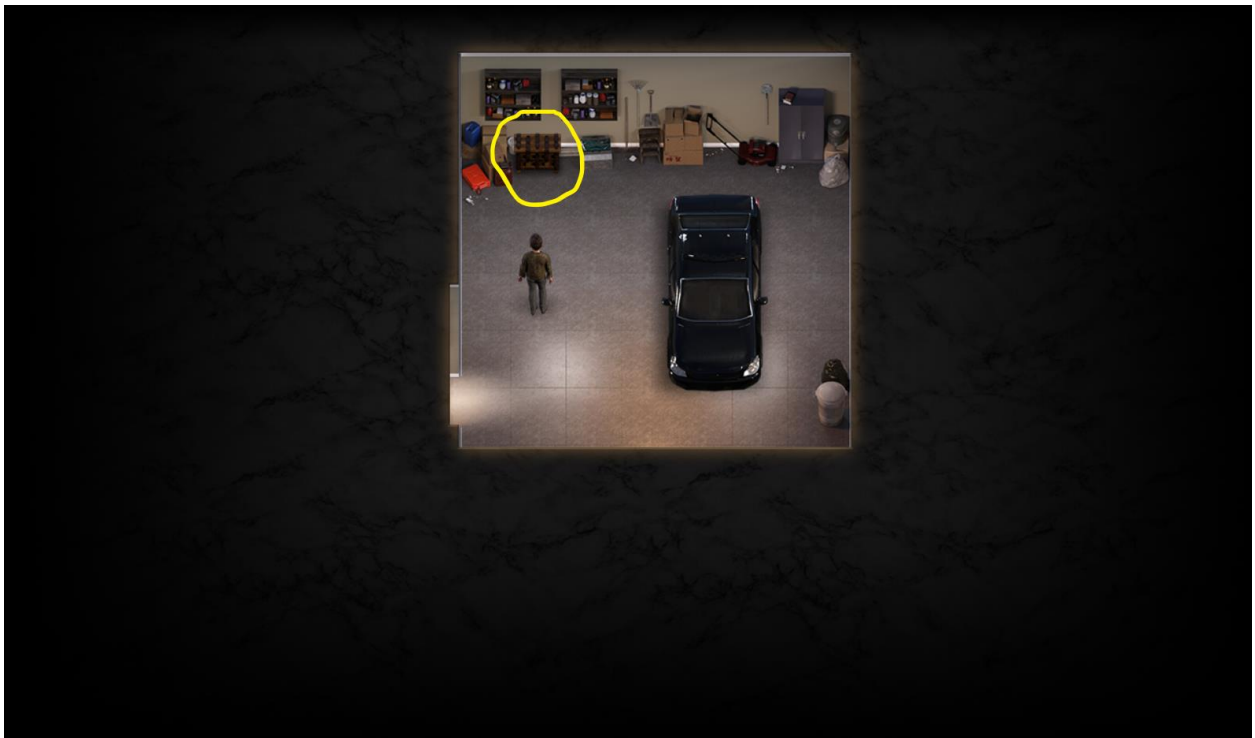
### **Bonus Scene 6**

Now head into Heather's backyard and click in the area shown below. (Might have to click around a bit) You will find **Chloe's 4<sup>th</sup> Chest Key**.





Inside Heather's Garage you will find and open **Chloe's 4<sup>th</sup> Chest** and **Receive Chloe's 4<sup>th</sup> Kamasutra Page Two Holes (46th)**.



At the XXX Shop, you can buy a **porn clip** of Katherine for \$9,000.

There are also four new puzzles for you to play in Limbo. (There are no rewards for them currently.)

### Puzzle Solutions

<https://www.youtube.com/@TDavyAfterDark>

The following are the 24 locations where you will find multivitamin bottles, for the ever-so-popular cum shot game, that you can use in the Booty Call area. Simply click on the bottle that will appear on the bed next to the girl on the booty call screen and cover the girls in cum.


Erica's Apartment on the 1st floor



Publics store (\$1,000)



Channel 4 Studio



Channel 4 Security Room





Brian's Bedroom



Brian's Bathroom



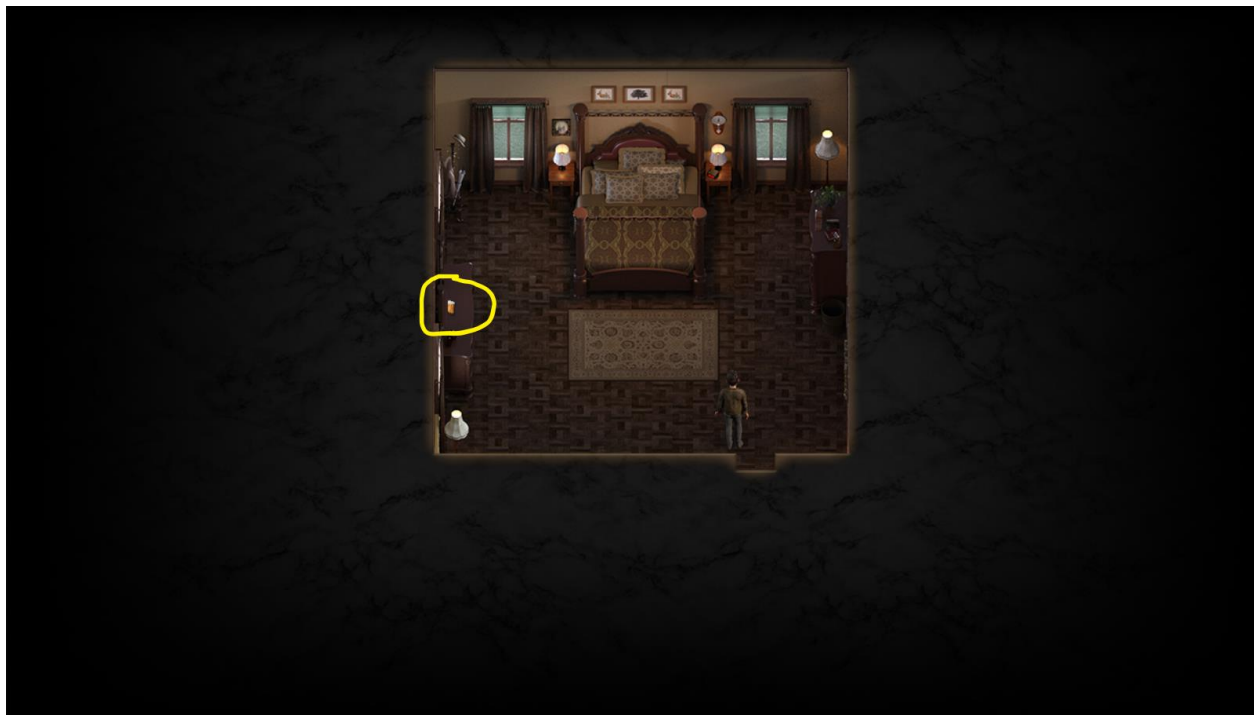
Melissa's Kitchen



Andrea's Apartment



Carol's Bedroom

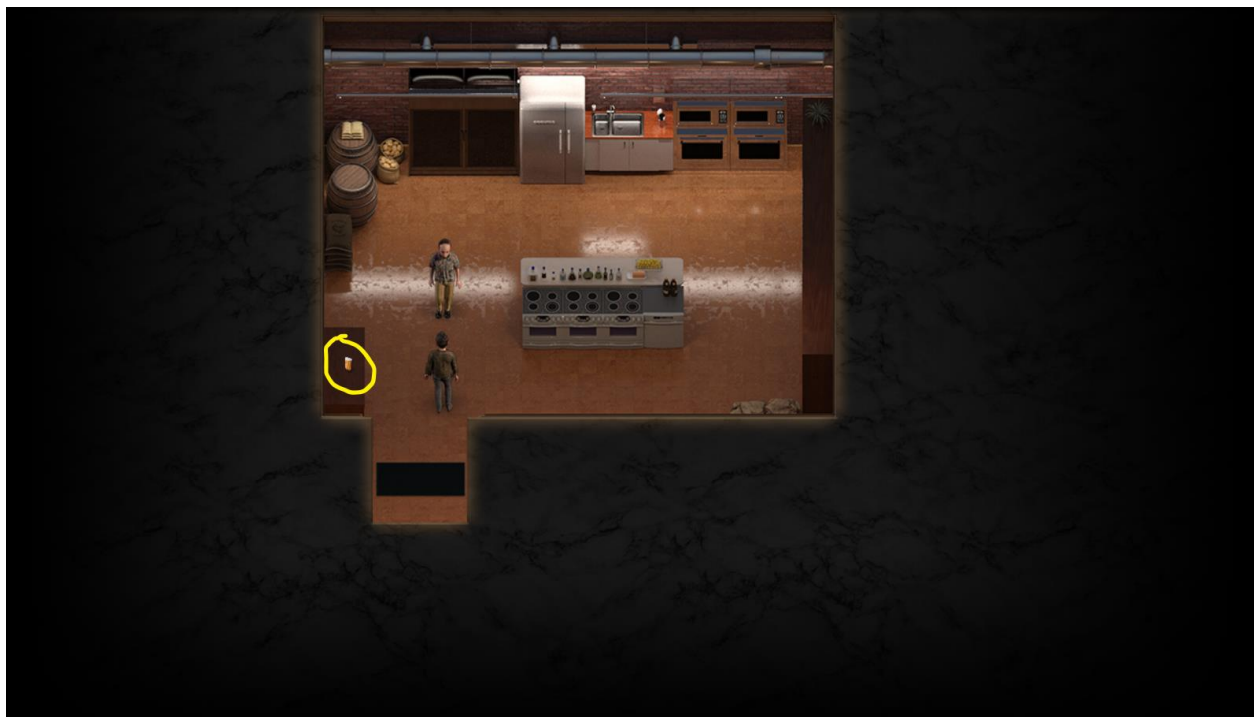




Hannah's Bedroom



Dicks Kitchen



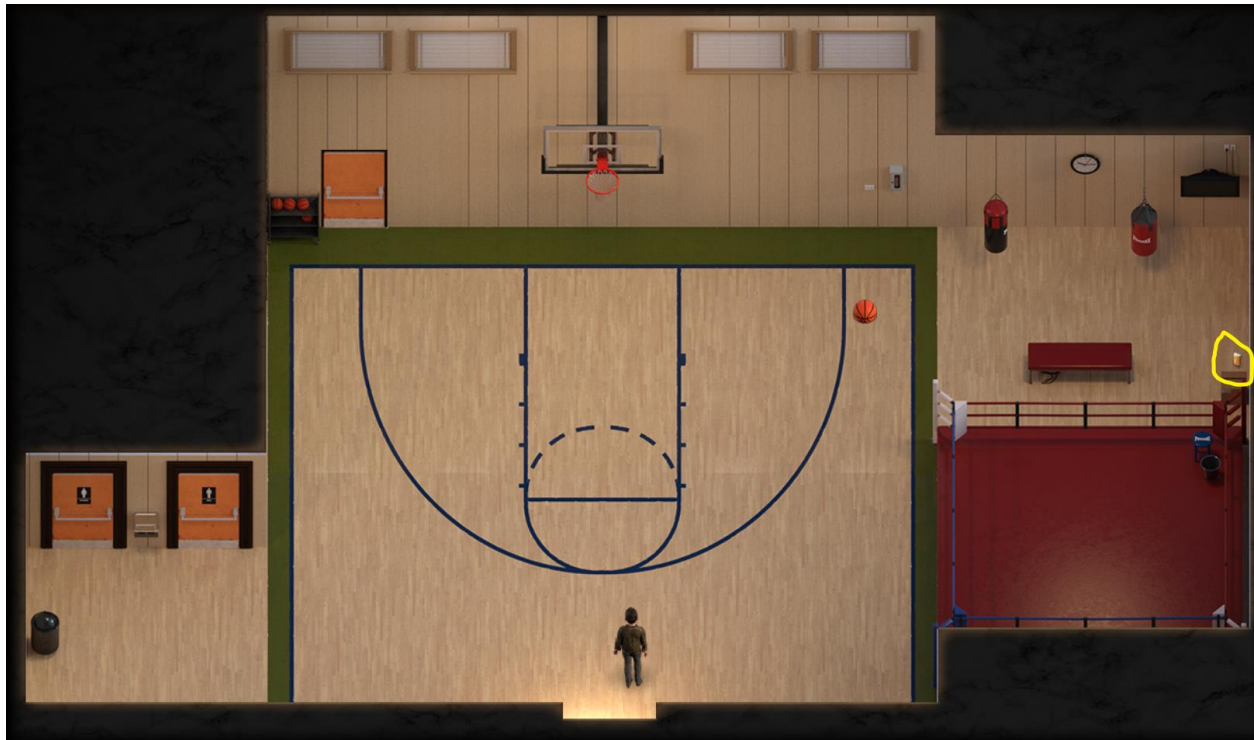
Chloe's Bedroom



Heather's Bathroom



Police Station Gym



Police Station Female Locker Room







Andrea's Office



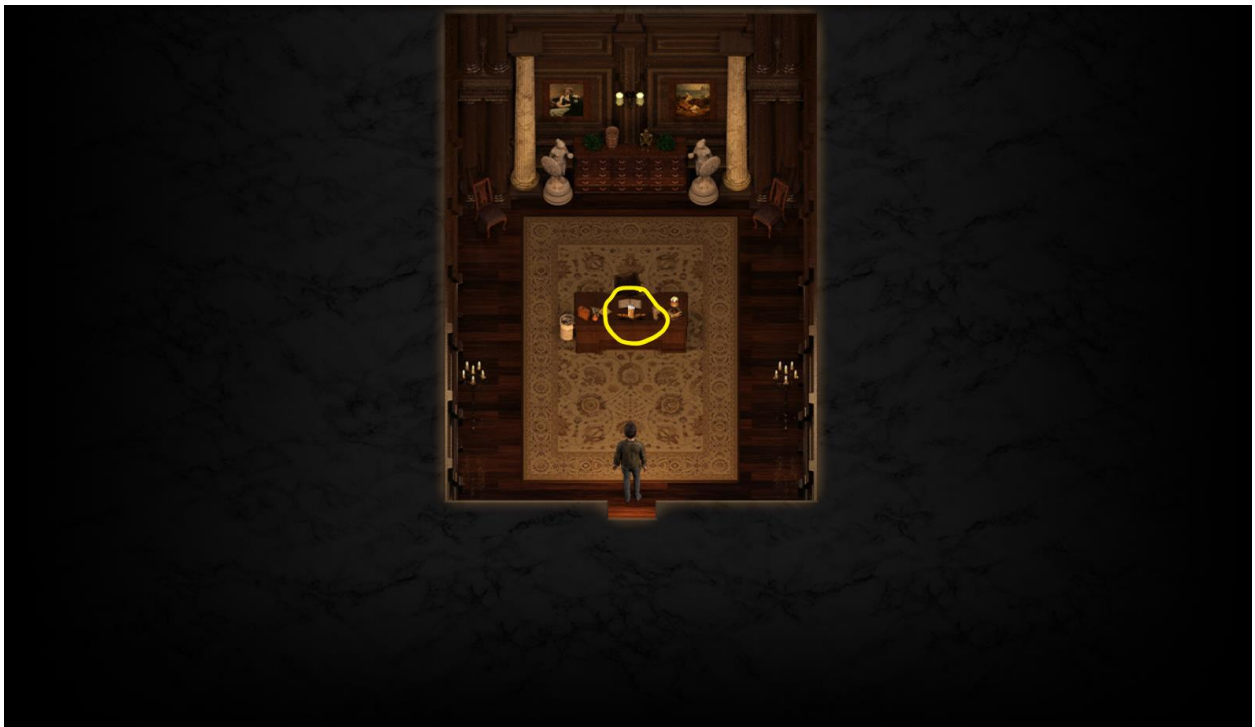
Andrea's Kitchen



Andrea's Bedroom




Charles' Office



Mansion Food Storage



Mansion Restroom 1





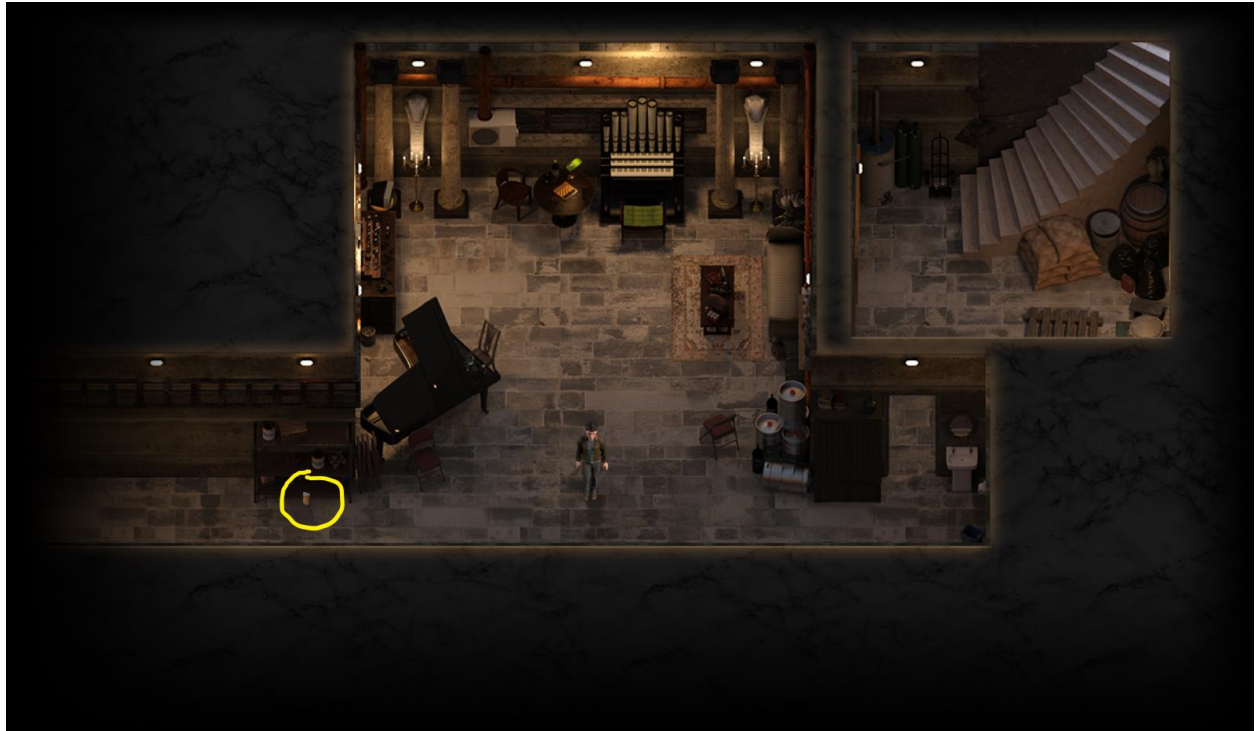
Mansion Restroom 2



Mansion Bunk Room



## Bunker Piano Room



## End of V.90111

**(1 Scene, 1 KS Page, 1 Extra, 24 Multivitamin Bottles)**

---

---

## V.91112

**(1 Scene, 1 KS Page, 1 Extra)**

At the start of this update head over to the Strip Center and into The XXX Shop.

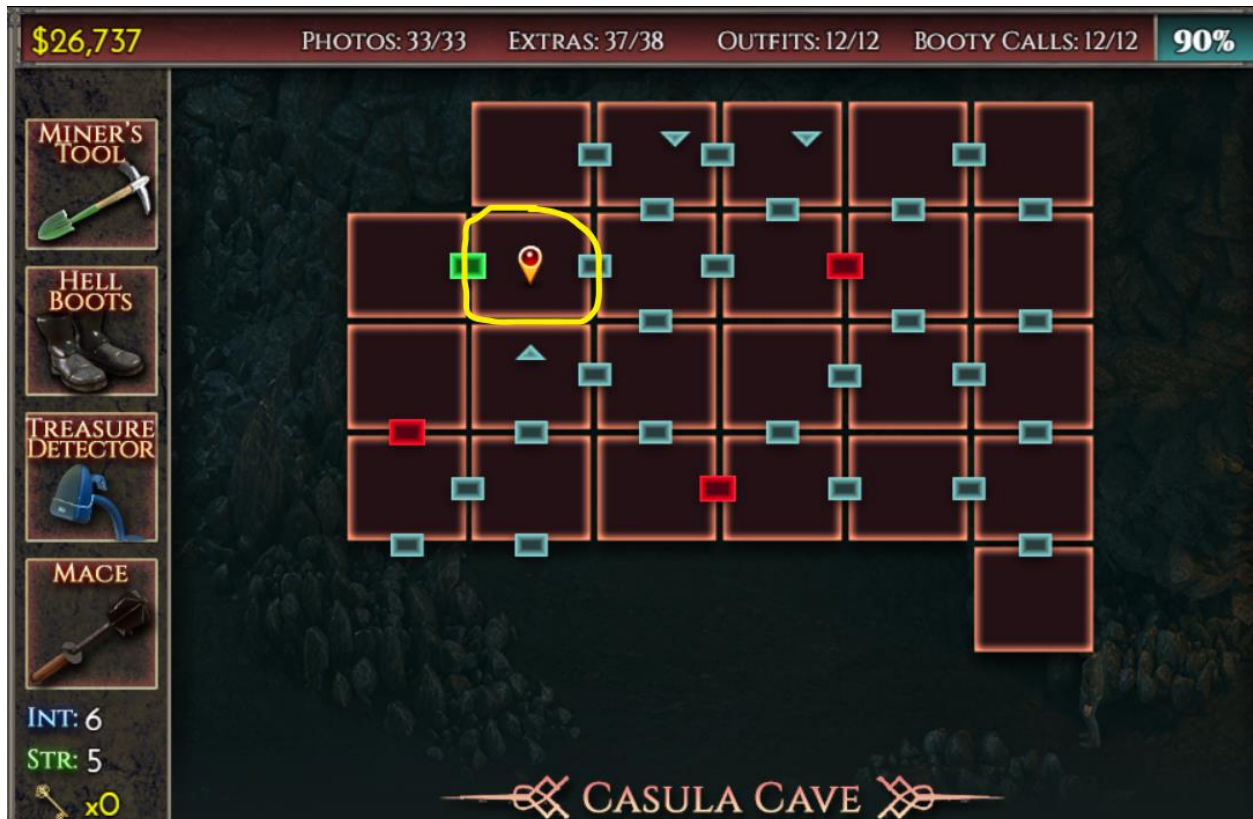
As you enter The XXX Shop, talk to Nellie. After talking to Nellie, you will notice that Tasha and Diana are talking.

Diana will give you a **Treasure Map**.

Then you will continue talking to Tasha.


After you finish talking to Tasha, you will pick up the **Soul Crystal**.

Now look at the treasure map and make your way to the section of the cave that is shown (shown below).



In this area simply move the TNT barrel into position so you can blow a path open.





Once in the new area and after talking with Henry, you simply just have to move the rock to one of the pressure plates and stand on the other one.



Once the area where the chest is located is opened, you and Henry will talk a bit more before you pick up **The Chest**.


Once you have the chest return to The XXX Shop.

At The XXX Shop, Lilith will tell you that Tasha and Nellie are in the back room.

### **Bonus Scene 7**

Afterward, Tasha will return and you and her will open the chest. Tasha will take her cut, leaving you with the rest.

Before leaving the backroom, you can find **Andrea's 4<sup>th</sup> Chest Key**.



Also, before leaving The XXX Shop you can buy another **porn clip** for \$10,000.

Now make your way back to the cave where you can find and open **Andrea's 4<sup>th</sup> Chest** and  
**Receive Andrea's 4<sup>th</sup> Kamasutra Page CreamPie Snack (47th).**





There are also four new puzzles for you to play in Limbo. (There are no rewards for them currently.)

### **Puzzle Solutions**

<https://www.youtube.com/@TDavyAfterDark>

## **End of V.91112**

**(1 Scene, 1 KS Page, 1 Extra)**

---

---

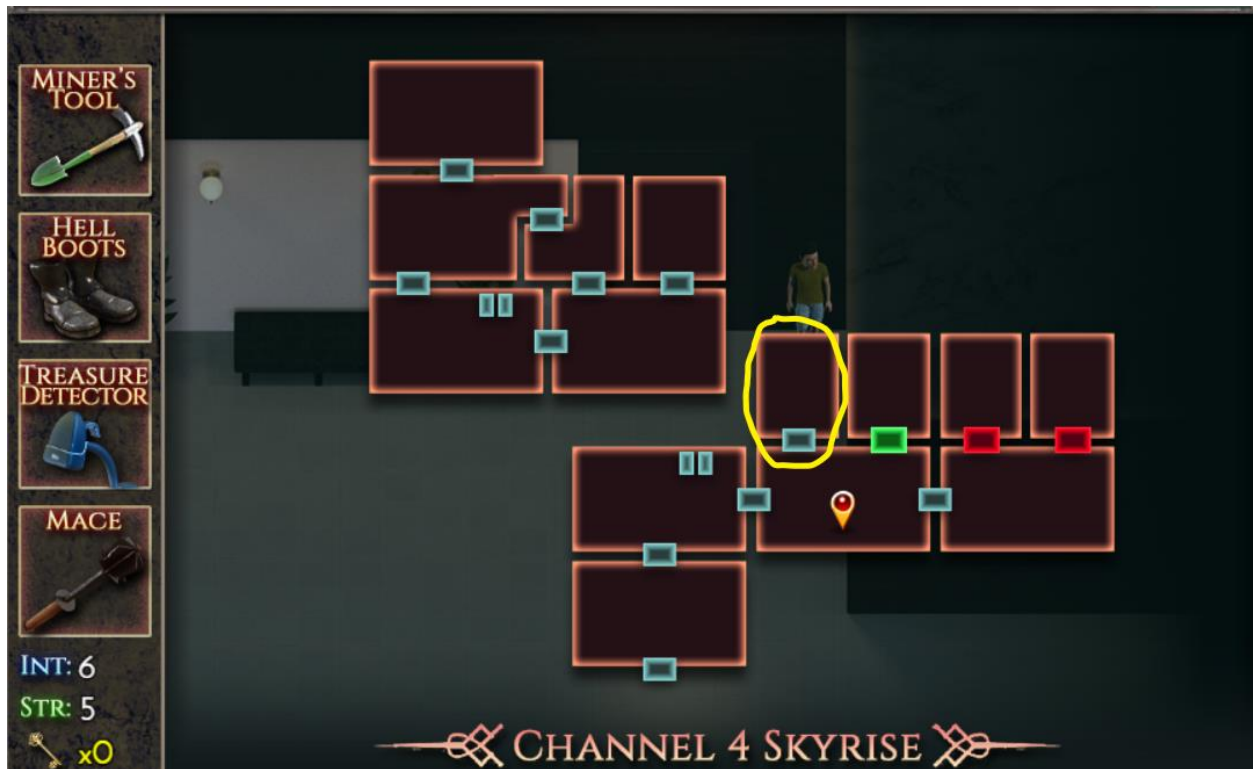
## **V.92121**

**(1 Scene, 1 KS Page, 1 Extra)**




At the start of this update head to the Channel 4 building and talk to Kimberly on the second floor, in her dressing room.

Now you have to go find Simon, he is in the security room on the first floor of the Channel 4 Building.



You will exit the security room; Simon is in the storage room next door.


You will have to help Simon up from under the boxes, simply move the little boxes out of the way until you can reach Simon. Also, take notice of the Chest Key in the upper left corner. (More on that a bit later).




After you pull Simon from under the boxes, you and he will return to the studio.

### Bonus Scene 8

After the scene, head back to the security room. You will see some footprints leading into the wall on the left side of the room. Walk into the wall, make your way up and over to the upper right corner of the room, you will see a bit of **Melissa's 4<sup>th</sup> Chest Key**.



Once you have the Chest Key, make your way back to the storage room where you find and open **Melissa's 4<sup>th</sup> Chest** and **Receive Melissa's 4<sup>th</sup> Kamasutra Page The Cowgirl (48th)**.



Now head to The XXX Shop where you can buy another **porn clip** (\$10,000).

There are also four new puzzles for you to play in Limbo. (There are no rewards for them currently.)

### **Puzzle Solutions**

<https://www.youtube.com/@TDavyAfterDark>



## End of V.92121

(1 Scene, 1 KS Page, 1 Extra)

---

## V.93122

(1 Scene, 2 KS Page, 1 Extra, 1 Pinup)


At the start of this update, head to Rays' Farm and talk to Carol, she is in the Farmhouse.

You and Carol with head to the Police Station to talk to the Judge.

After talking to the Judge, you have to find another suitable location for the “Government Housing Project”.

Leave the Police Station, you will see a cop standing outside with a green marker above him.

Talk to him, he will say that he is looking for two USB drives.



Head back inside the Police Station and to the second floor. First go the left, you will find one of the USB drives at a desk.



Once you have the first drive, head to the right on the other side of the second floor. You will find the other USB drive by a chair.





Once you have Both USB drives, return to the cop outside of the Police Station. Give the drives to him and he will give you **Hannah's and Ella's 5<sup>th</sup> Chest Keys**.

After you have the Chest Keys, head to the Forest. Go to where the plus sign-looking puzzle is and then head to the right. You will find the new suitable location for the "Government Housing Project".



Once here, your first step is to clean up the area. Put out the fires, cut down all the trees and hack up all the weeds and bushes. Once you clear out the area and make it to the lake you will take a photo to show the Judge.





You will also find and open **Ella's 5<sup>th</sup> Chest** and **Receive Ella's 5<sup>th</sup> Kamasutra Page Strapped (49th)**.



Once you have done all that, return to the Police Station to the courtroom and show the Judge the photo.

### **Bonus Scene 9**

After the scene, there will be a talking scene with Booby and the Judge. You will be outside the courtroom when you gain control again.

Now head back to the Judge's office where you will find and open **Hannah's 5<sup>th</sup> Chest** and **Receive Hannah's 5<sup>th</sup> Kamasutra Page Triple Penetration (50th)**.



Don't forget to head to The XXX Shop and buy another **Porn Clip** (\$10,000).



There are also four new puzzles that you can do in Limbo. There is also a new Arianna Pinup you can craft using Angel Feathers, which are earned by completing the puzzles.

All puzzle solutions can be found on TDavy's YouTube Channel.

### **Puzzle Solutions**

<https://www.youtube.com/@TDavyAfterDark>

## **End of V.93122**

**(1 Scene, 2 KS Page, 1 Extra, 1 Pinup)**

---

---

## **V.94011**

**(1 Scene, 2 KS Page, 1 Extra,)**

At the start of this update start by going to Eve Cathedral and talking to Judy, she is in her room.

You need to help Judy pack by finding her Hairbrush and Watering Pot.

First, head upstairs to find her **Hairbrush**.





Next, head to the Library in Eve Cathedral to find her **Watering Pot**.




Once you have the two items return to Judy's room.

Once at Judy's new apartment, you will see that she has a rat and you are task with catching it as Judy head off to work at Dick's.

Before you catch the Rat, you find both **Chloe's and Erica's 5<sup>th</sup> Chest Keys**. The keys are in the two holes that the rat is going between. You can go into the hole and get the key while the rat is in the other hole. See the photo below for the locations of the holes.



Once you have both chest keys, you need to trap the rat to catch it. In order to do this, you will need to move Judy's suitcase to block one of the holes.



Once you have one of the holes blocked, simply click on the hole that the rat is currently in and he will try to run to the other hole that is blocked.

But for you to catch the rat, you will need to have an Empty Box that you buy at The Shop (\$100).



Once the rat is in the open simply click on him and catch him, you now have a **Rat in a Box**.

Before you leave Judy's Apartment, head upstairs and you will find and open **Chloe's 5<sup>th</sup> Chest** and **Receive Chloe's 5<sup>th</sup> Kamasutra Page Gaping Fun (51st)**.





Leave Judy's Apartment but before you leave the apartments area, head next door to the left into Erica's apartment and go upstairs into her bedroom to find and open **Erica's 5<sup>th</sup> Chest** and **Receive Erica's 5<sup>th</sup> Kamasutra Page Frogger (52nd)**.



Now leave the apartments and head to Rays' Farm to pick some **Corn** real fast.



Once you have the Corn, head over to Dick's, and see how Judy is doing at her new Job.

Judy is having a hard time at her new job and needs some help. In the kitchen, you will find a series of Scrolls for different food options.



In order to help Judy you need to make and deliver the following food to the following people.

The Cop – Make him a Corn Dog.

Larry – Make him a Hamburger.

Simon – Make him the Artificial Ham.

All the needed items can be in the kitchen plus a few special items that you should have on you at this time.

Once all the customers are happy with their orders, you and Judy will have some time before the dinner rush starts.

### **Bonus Scene 10**

Do not forget to stop by The XXX Shop and buy the new porn clip (\$13,000).

There are also four new puzzles for you to play in Limbo. (There are no rewards for them currently.)

### **Puzzle Solutions**

<https://www.youtube.com/@TDavyAfterDark>

## **End of V.94011**

**(1 Scene, 2 KS Page, 1 Extra)**


---

---

## **V.95012**

**(1 Scene, 2 KS Page, 1 Extra)**


At the start of this update, you want to head over to the Police Station and up to the second floor, you will see a cat, approach the cat.





The cat will run into a meeting room, then into the air vent.

Leave the meeting room your currently in and into the next door to the right.




In this meeting room you will find a **Office Key**, and **Carol's 5<sup>th</sup> Chest Key** located under the chair that at the head of the table.



Leave the meeting and head to the left and into the office that is on the far side of the room.



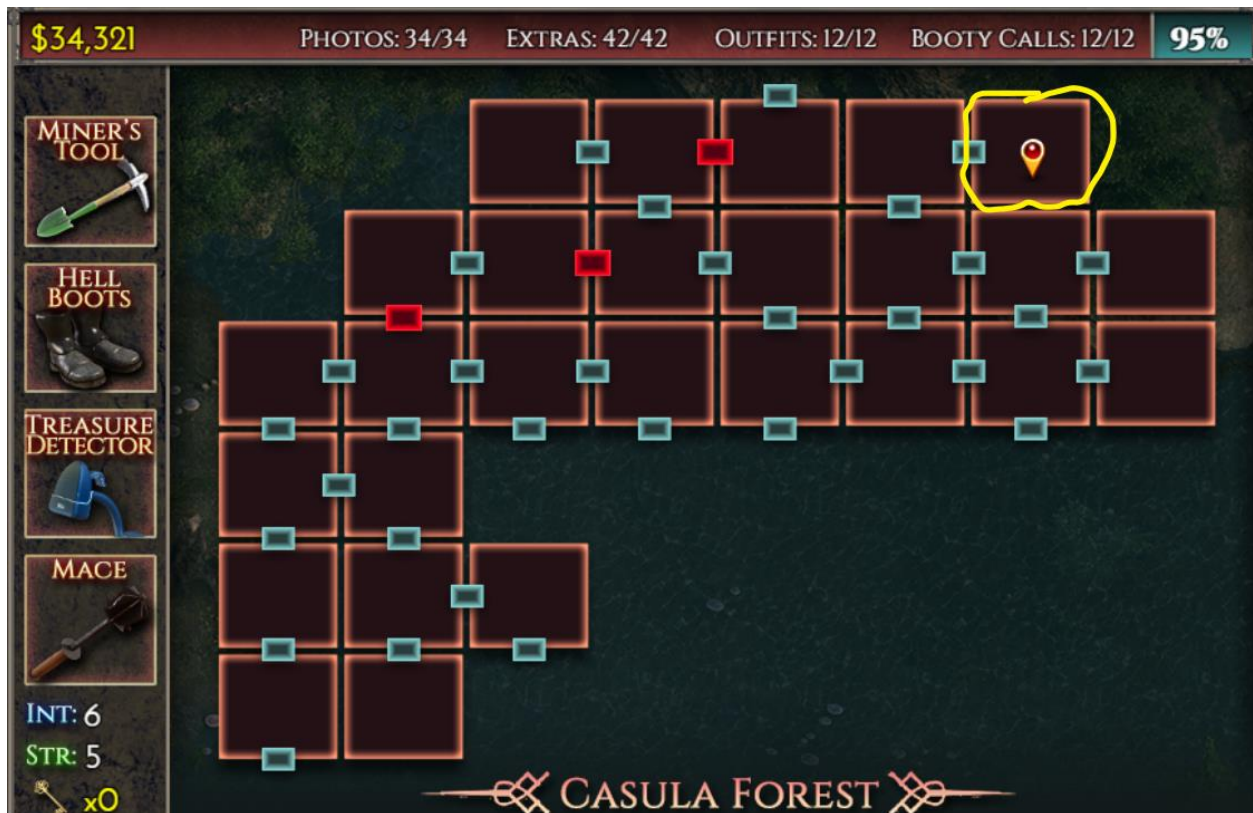
In this office you will first find and open **Carol's 5<sup>th</sup> Chest** and **Receive Carol's 5<sup>th</sup> Kamasutra Milking (53rd)**. Next, you will want to click on the green icon. You will hear the cat in the air vent but need to find something that will get the car to come out of the vent.



Leave the Police Station and head to the Forest.



You will want to head to the area from a couple of updates ago where you had to find the lake view area for the Judge. In this area, you will find **Mint Leaves**.





Once you have them head back to the Police Station but on your way back to the Police Station, swing by The Shop and buy an **Empty Box** (\$100).

Back at the Police Station click the green icon again and this time place a Mint leaf down, and the cat will come out of the air vent.

When the cat is out of the vent, click on the cat and you capture it. You now have a **Cat in a Box**.

Leave the office and head to the right, you will be stopped by the cop from before.

After talking to the cop, you will bring the cat back to your place. The cat will start to make a mess of your place. Soon, Chloe will stop by.

You and Chloe take the cat over to Heather's Home. Fluffy runs away once he is in the backyard.

Leave Heather's Home and head over to the Warehouse.

You see Fluffy up on the roof of the Warehouse.

To get him down safely you have to place a mint leaf down in the right spot, the wrong spot, and Fluffy will die.

Place the Mint Leaf on top of the pallet to get him down safely. **Cat in the Box**.



Head back to Heather's Home and return Fluffy to Chloe, she is in the backyard.

You, Chloe and Fluffy all head inside and to Chloe's Room where Fluffy runs away again, this time to Heather's bathroom. You and Chloe are locked in the bathroom, but you call Carol for help.

### **Bonus Scene 11**

After the scene, you will be outside Heather's home, head back inside, and to Chloe's bathroom on the second floor. In the bathroom, in the wall, you find **Heather's 5<sup>th</sup> Chest Key**.



Now head to Heather's bathroom in her room where you will find and open **Heather's 5<sup>th</sup> Chest** and **Receive Heather's 5<sup>th</sup> Kamasutra Hanging in There (54th)**.



Don't forget to swing by The XXX Shop where you can buy the next Porn Clip (\$13,000).

There are also four new puzzles for you to play in Limbo. (There are no rewards for them currently.)

### **Puzzle Solutions**

<https://www.youtube.com/@TDavyAfterDark>

## **End of V.95012**

**(1 Scene, 2 KS Page, 1 Extra)**

---

---

## **V.96021**

**(1 Scene, 2 KS Page, 1 Extra)**



At the start of this update, you want to start by going to the Strip Center and into The XXX Shop.

You can buy the Porn Clip (\$14,000).

After you buy the Porn Clip, talk to Lillian, she wants your help in finding something.

Lillian will give you the **Hell Shovel**, it will help you in your search.


Now use the Oracle to transport yourself to Hell.

Once in Hell, you want to head to the main alter room.



One here you will meet an old friend.

After talking to Evie, dig up and find the **Hell Key**.



Once you have The Hell Key, head back to Earth using the portal.



Once back on Earth, head to The XXX Shop and talk to Lillian and give her The Hell Key.



Lillian will leave, you will need to follow her. Head to Eve Cathedral and enter the cave by using the tunnel entrance in Judy's room.

Once down in the cave blow up the TNT barrel and head East.



You will find a **Locker Room Key**.





Once you pick the locker room key, take a short detour to the Gym and into the locker room.


You can use the locker room key to find **Nellie's 5<sup>th</sup> Chest Key**.



Once you have the Chest Key, head back down into the caves, you can now find and open

**Nellie's 5<sup>th</sup> Chest** and **Receive Nellie's 5<sup>th</sup> Kamasutra Good Doggy (55th)**.

Now put out the fires and head North.



You will find Lillian.

### **Bonus Scene 12**

Lillian will transport you and her out of the room. After Lillian leaves you can head North and back into the room you were just in. You can push the rock out of the way, and you will find **Judy's 5<sup>th</sup> Chest Key**, and you can find and open **Judy's 5<sup>th</sup> Chest** and **Receive Judy's 5<sup>th</sup> Kamasutra Giant Penetration (56th)**.



There are also four new puzzles for you to play in Limbo.

### **Puzzle Solutions**

<https://www.youtube.com/@TDavyAfterDark>

### **End of V.96021**

**(1 Scene, 2 KS Page, 1 Extra)**

---

---

**V.97022**

**(1 Scene, 2 KS Page, 1 Extra)**

At the start of this update, you can start by going to The XXX Shop and buying the new porn clip (\$14,000).

Now you can head over to the Police Station, head up to the second floor. You will see a guy in a gray T-shirt on the right side. If you talk to him, he will sell you **Melissa's 5<sup>th</sup> Chest Key** for \$20,000. Or you can wait till later in the update when you playing as Arianna and get the Key for free.

After that, if you walk into the wall in the lower left corner you can find and open **Melissa's 5<sup>th</sup> Chest** and **Receive Melissa's 5<sup>th</sup> Kamasutra Bad's Girl Punishment (57th)**.



Once you have done that, head to the right, you hear someone scream.



Talk to the new commissioner, he lost his wallet.



Now head to the gym in the Police Station, you will see Diana and the missing wallet.

Diana will give you the **Wallet**, a **Key Card**, and a **Burner Phone**.

Head back to the second floor and give the commissioner his wallet back.

Talk to Diana again in the gym. You and Diana will head to your house and talk to Arianna.

Once you are back at the Police Station head inside and up to the commissioner's office. Talk to officers outside his office. You will give the Oracle to be placed in his office.

Now head back to the parking lot and talk to Diana.

You will wait a little while without hearing from Arianna, head back inside the Police Station, and up to the commissioner's office to see what is taking Arianna so long.

Arianna has the laptop and has teleported away with it.

You will be outside the commissioner's office now. Before heading to your house to see if Arianna is there, head back into the commissioner's office.

Inside the right wall, you can find **Andrea's 5<sup>th</sup> Chest Key**. Once you have the chest key, you can find and open **Andrea's 5<sup>th</sup> Chest** and **Receive Andrea's 5<sup>th</sup> Kamasutra 2 Hole One Pole (58th)**.



Head outside of the Police Station to meet up with Dianna, you both will head back to your house to see if Arianna is there with the laptop.

You are now playing as Arianna and need to sneak back into the commissioner's office to put the laptop back.

You start in the parking lot of the Police Station.

Step one – Simply walk into the Police Station.

Step two – Step just to the left of the front desk, you should teleport to the right stairs case.



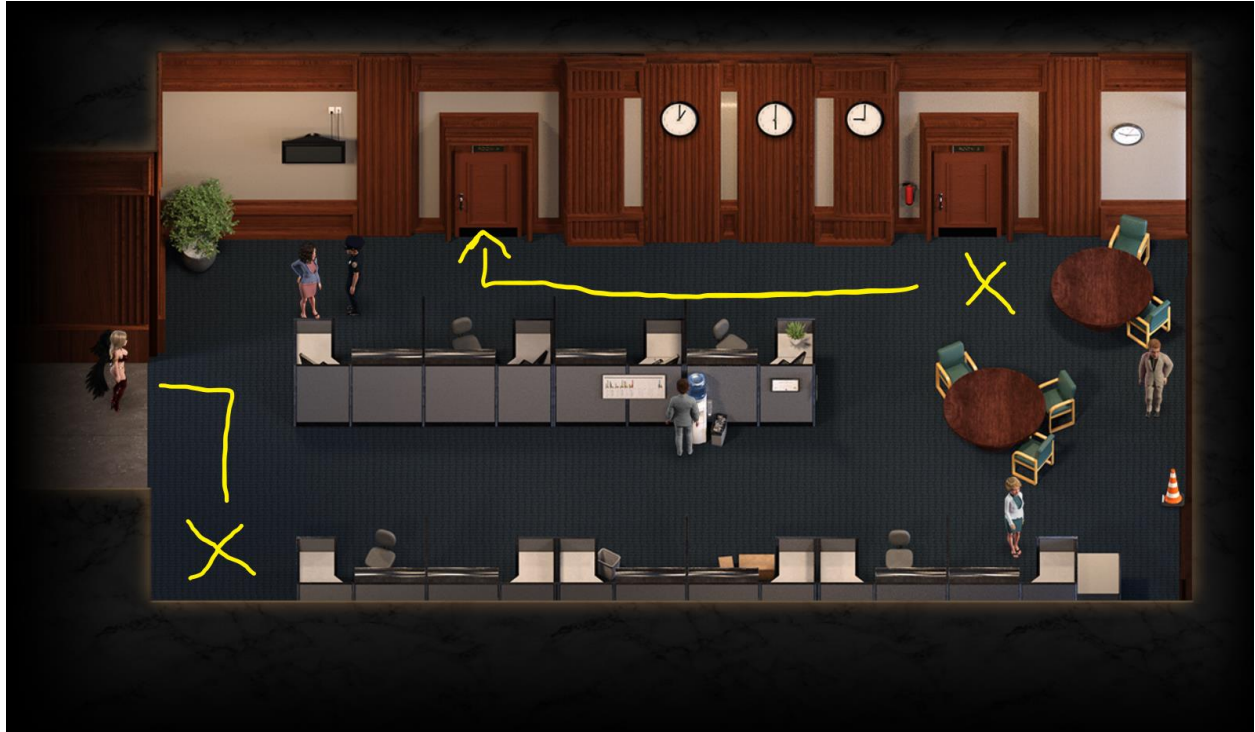
Step three – Walk up the stairs case and walk to right, without being seen by the office that is walking around.





Step four – Step into the lower left corner, you should teleport over by the table in the upper right corner.

Step five – Walk straight to the left and into the office.



You will place the laptop on the desk and then teleport back to the MC's house.

### **Bonus Scene 13**

There are also new puzzles for you to play in Limbo.

### **Puzzle Solutions**

<https://www.youtube.com/@TDavyAfterDark>

### **End of V.97022**

**(1 Scene, 2 KS Page, 1 Extra)**

---

---

## V.98031

### (1 Scene, 2 KS Page, 1 Extra)

At the start of this update head to your home and talk to Arianna.

Arianna will head off to Hell, use the oracle to follow her.

Once you're in Hell, you can dig up and find **Lillian's 5<sup>th</sup> Chest Key**.



From here head South, you will see a arrow made from crumble holes that you dig up a bunch a treasure. Where the arrow is pointing you can find and open **Lillian's 5<sup>th</sup> Chest** and **Receive Lillian's 5<sup>th</sup> Kamasutra 2 The Turn Tables (59th)**.





From here head to the West, you will see Arianna head to the North. Before you follow her you can find **Kimberly's 5<sup>th</sup> Chest Key**.





Continue heading to the North to find Arianna. A familiar face will show up to help Arianna learn more about being a demon.

Time to play a sexy minigame to help Arianna learn more about being a demon and pleasing others.

First talk to Evie. **Bonus scene 14.1**

Next talk to the Demon with horns. **Bonus Scene 14.2**

Now talk to the Blue Demon **Bonus Scene 14.3**

Lastly talk to the Demon with Wings. **Bonus Scene 14.4**

After you have helped Arianna learn more about being a demon and pleasing others, you and Arianna will return to your home.

Now return to Hell real quick where you can find and open **Kimberly's 5<sup>th</sup> Chest** and **Receive Kimberly's 5<sup>th</sup> Kamasutra 2 Upside Down (60th)**.



You can head over to The XXX Porn Shop and buy another porn clip (\$14,000).

There are also new puzzles for you to play in Limbo.

### **Puzzle Solutions**

<https://www.youtube.com/@TDavyAfterDark>

## **End of V.98031**

**(1 Scene, 2 KS Page, 1 Extra)**

---

---

## **V.99034**

**(1 Scene, 1 KS Page, 1 Extra)**

The first thing you should take note of for this update is:

You will notice you will have cash as a refund for XXX clips you have bought so far, as NLT has reduced the price for all of them for the completed game. Any remaining videos in the final update will be purchasable at the new reduced cost.

This refund of money should get you over if not close to the required \$125,000 needed to buy Andrea's Home.

Once you have \$125,000 head over to Andrea's Home and click on the **For Sale Sign** in the yard.



Once you click on the For Sale Sign in the yard Heather will show as she is the in charge of selling the house.

You and Heather will head over to see the judge and make the sale of the house official.

Time Jump of four months will occur.

You will enter the mansion where Erica and Judy will join you.

You will only be able to help Judy (Erica will be the in the next update).

So, head to the kitchen where you will find Judy.

You will need to find cornbread and a dessert.

Head over to Rays' Farm and talk to Carol, she will have the **Cornbread** for you.

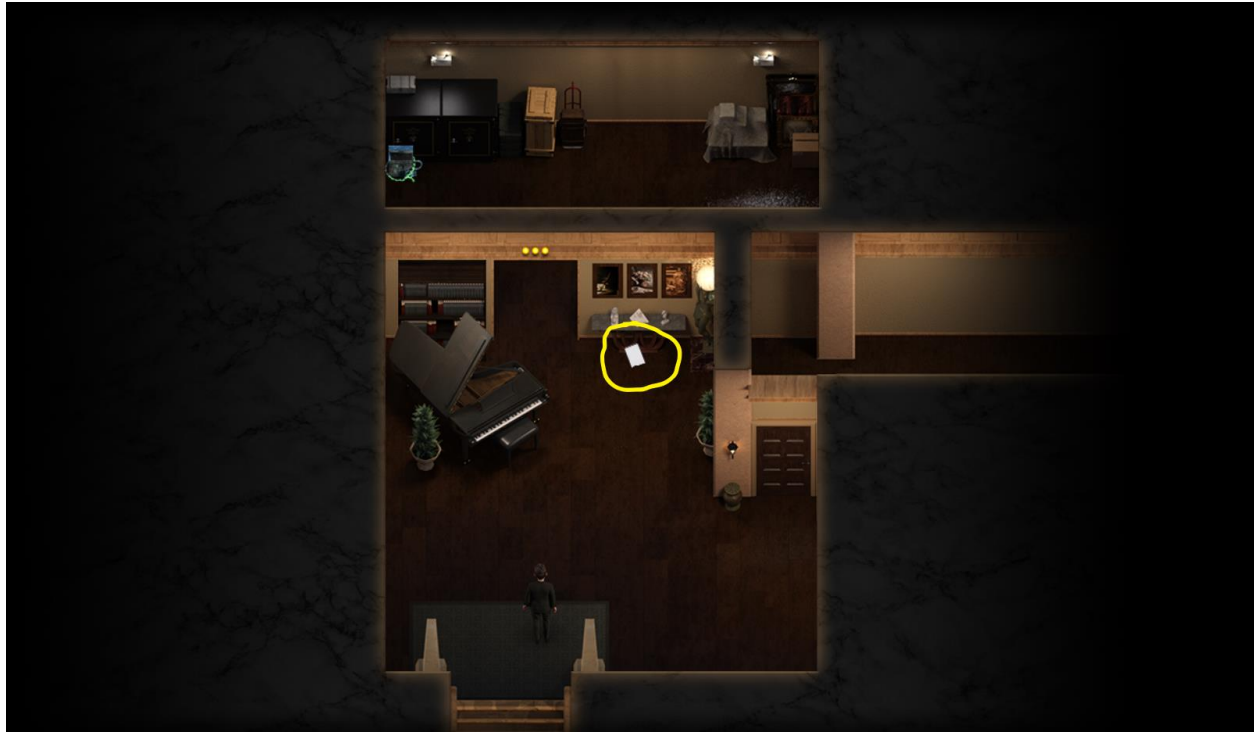
Next, head over to the Apartments. Enter the first apartment on the left. You will see that Chloe and Hannah moved in together.

Talk to Hannah, she will have the **Dessert** for you.

Once you have both items, head back to the kitchen in your mansion and give the items to Judy.



Next, you will need to find a recipe for Judy. The **Recipe** can be found near the hidden that you opened early in the game in the mansion.



Once you have it, return to the kitchen once again and talk to Judy.

**Bonus Scene 15** (Judy may or may be pregnant in this scene. Depending on the choice you made with her in a pervious scene.)

At The XXX Shop, you can buy the next Porn Clip (\$4,000)

Next, use the Oracle and travel to Hell.

In Hell, you can find Two **Demon Fossils**, located:

Here



And here



Once you have the Demon Fossils. Enter AngelCraft, you will need to compete more puzzles to earn Angel Feathers.

Three Angel Feathers and one Demon Fossil are needed to craft **Arianna 1<sup>st</sup> Kamasutra Page On Top (61st)**. Once you have crafted her Kamasutra page you will gain the ability to call Arianna from your phone to use the page.

#### **Puzzle Solutions**

<https://www.youtube.com/@TDavyAfterDark>

## **End of V.99034**

**(1 Scene, 1 KS Page, 1 Extra)**

---

---

## **V.1.00**

**(1 Scene, 1 KS Page, 1 Extra)**

At the start of this update, you can start by heading over to the Strip Center and to The XXX Shop where you can buy another **Porn Clip** (\$4,200).

You can also use Angelcraft to craft **Arianna 2nd Kamasutra Page On Bottom (62nd)**. Three Angel Feathers and one Demon Fossil are needed.

#### **Puzzle Solutions**

<https://www.youtube.com/@TDavyAfterDark>

Now head over to Andrea's Home and into the bedroom where Erica is.

After talking to Erica, you will need to find some items in order to craft a lotion for her.



The **Basic Container** (\$100) can be brought from The Shop.

The **Aloe Plant** can be found in the forest behind the Rays' Farm.



The **Casula Flower** can be found in the forest behind the Rays' Farm as well by the river where you placed the three stones a while back.



The **Casula Moss** can be found in the caves beneath Eve Cathedral.



Once you have the items you can Angelcraft the **Massage Lotion**.

Once you have the Massage Lotion head back to Andrea's Home and back to Erica in the bedroom.

**Bonus Scene 16** (Erica may or may be pregnant in this scene. Depending on the choice you made with her in a pervious scene.)

After the scene, you can head to the foyer of the house, Brain should appear.

**(If he doesn't your percentage is probably not high enough, in that look back in this walkthrough to find any missing Kamasutra pages, Photos, Porn Clip, or any other thing you are missing that affects the overall percentage of the game.)**

Others will start showing up for the dinner party as well.

People will continue to show up, and you will go around chatting with everyone.

Once everyone has arrived you and everyone will have dinner in the dining room. After dinner people will remain in the mansion so you can talk to them.

**End of V.1.00**

**(1 Scene, 1 KS Page, 1 Extra)**

**End of Game.**

---

---