

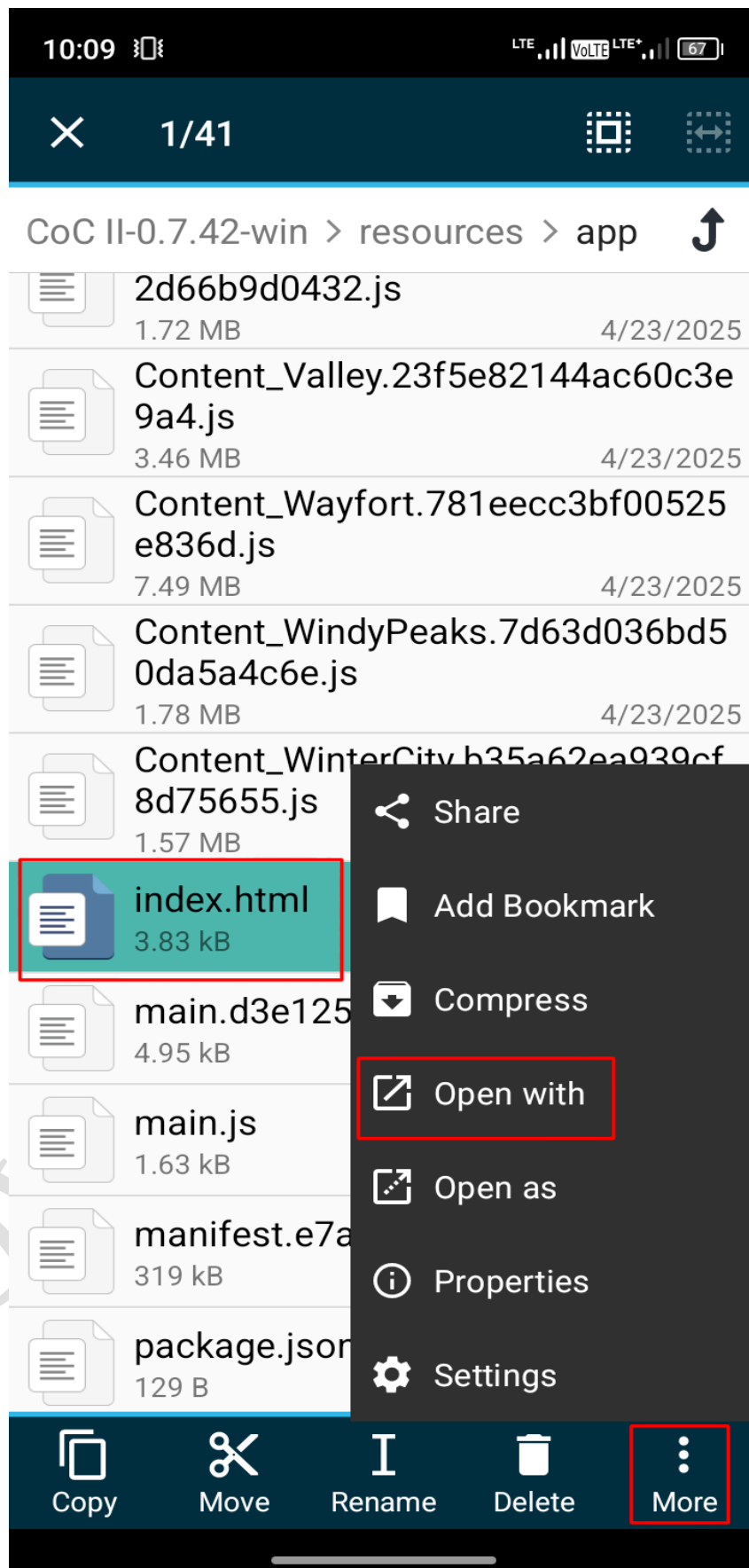
How to Play HTML Game in Phone or Tablet:

First of all you need some apps on your phone (iOS, android) or your tablet, install these apps from the “google play store” or the “apple store” in your phone:

1. **File Manager +** or **CX File Explorer**. (NOTE: only these two file manger works, because these two create a local server on your phone when runs the HTML file, like the XAMPP or WAMP on the desktop)
2. **AWebServer Http Apache PHP Sql**.
3. **Simple HTTP Server**.
4. **Round Sync**.
5. KSWEB: web developer kit. (not my recommendation)
6. **Opera**, **Vivaldi**, **Brave**, **Edge**, Google Chrome or Mozilla **Firefox**. (my recommendation is: Vivaldi, Firefox or Brave)

1. **File Manager +** or **CX File Explorer**:

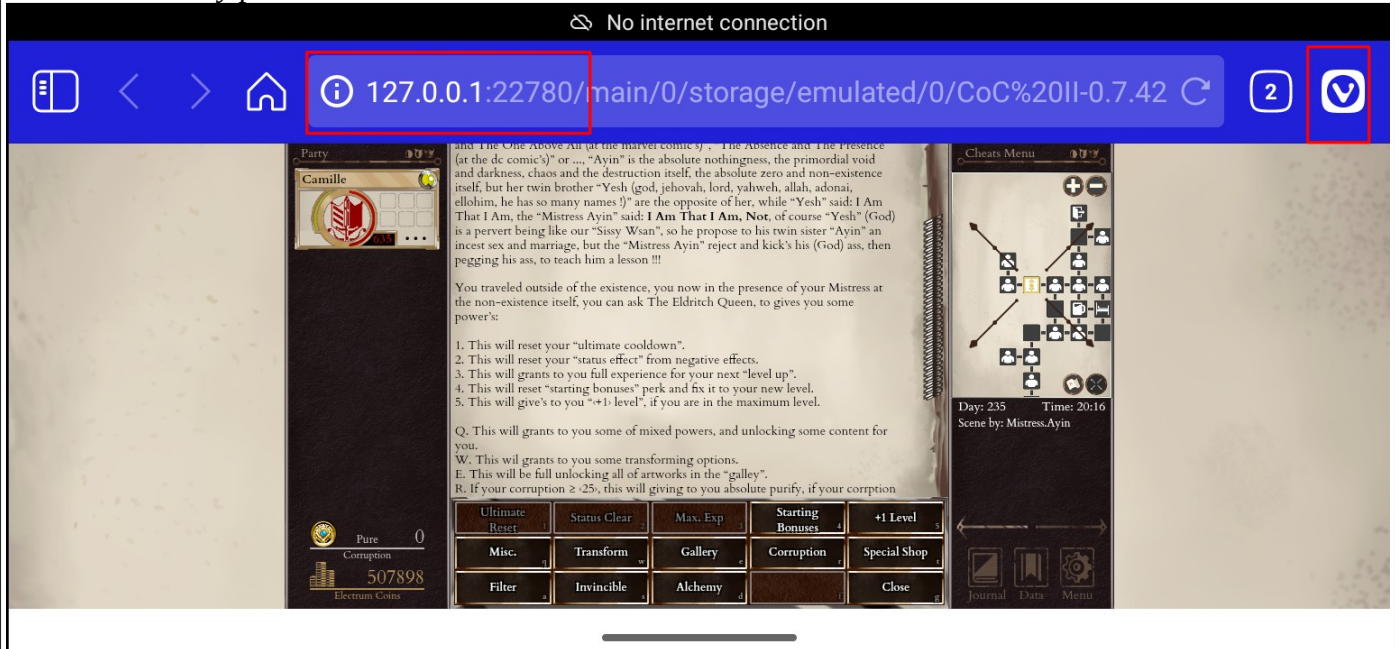
First of all install anyone of this two: “File Manager +” or “CX File Explorer”, no matter you choose (NOTE: “CX File Explorer” is a forked app from the “File Manager +”, only difference between of this two is: “CX File Explorer” can show inside of the “Android” and “obb” folder’s content). Then find the file “**index.html**” or the “main HTML” file of the game inside of “File Manager +”, hold your finger on that file (index.html), then at the bottom select “**More**”, and choose “**Open with**” option, after that choose **your browser** (Vivaldi, Firefox, Brave or ...) from the list of apps, like this picture:



How to open game in your phone browser.

Now see game on my phone, with Vivaldi browser:

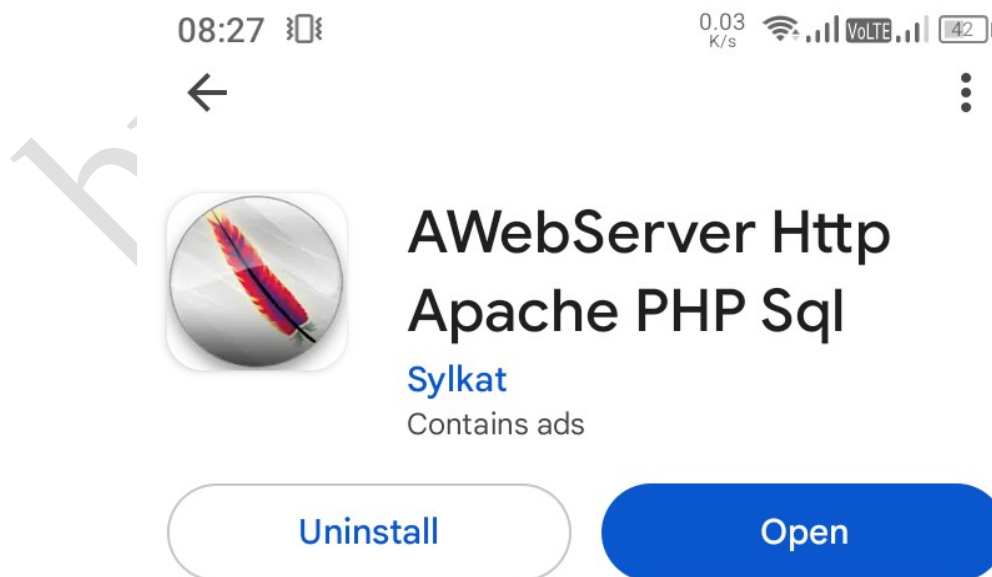
Game runs on my phone with Vivaldi.



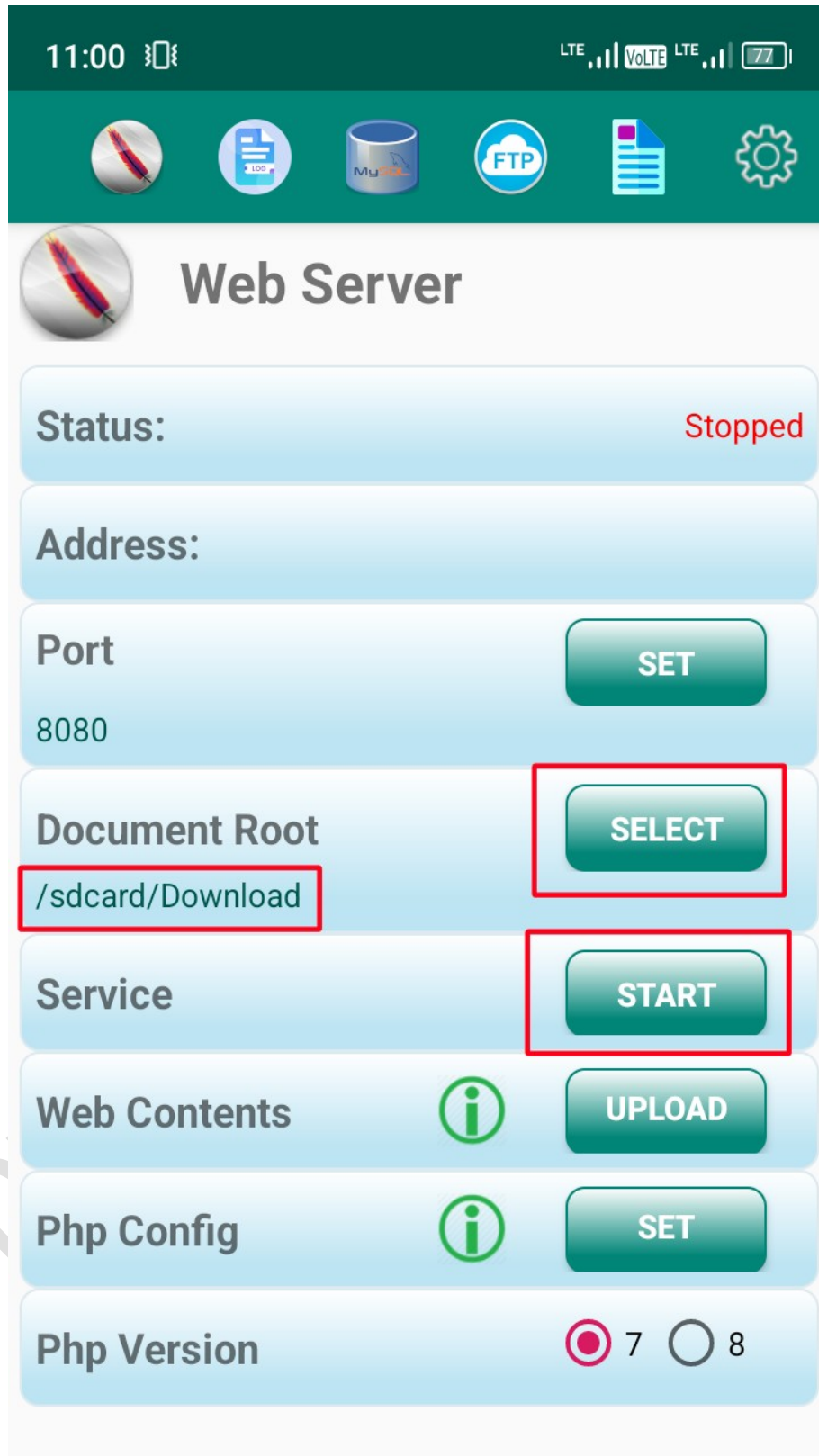
In the URL you see this “127.0.0.1:22780” number, this address created a local server host to runs HTML file on your phone browser, this option allows you to see the game with full impact, it means you seen the game at the right option (full image, java-script enabled and ...).

2. AWebServer Http Apache PHP Sql:

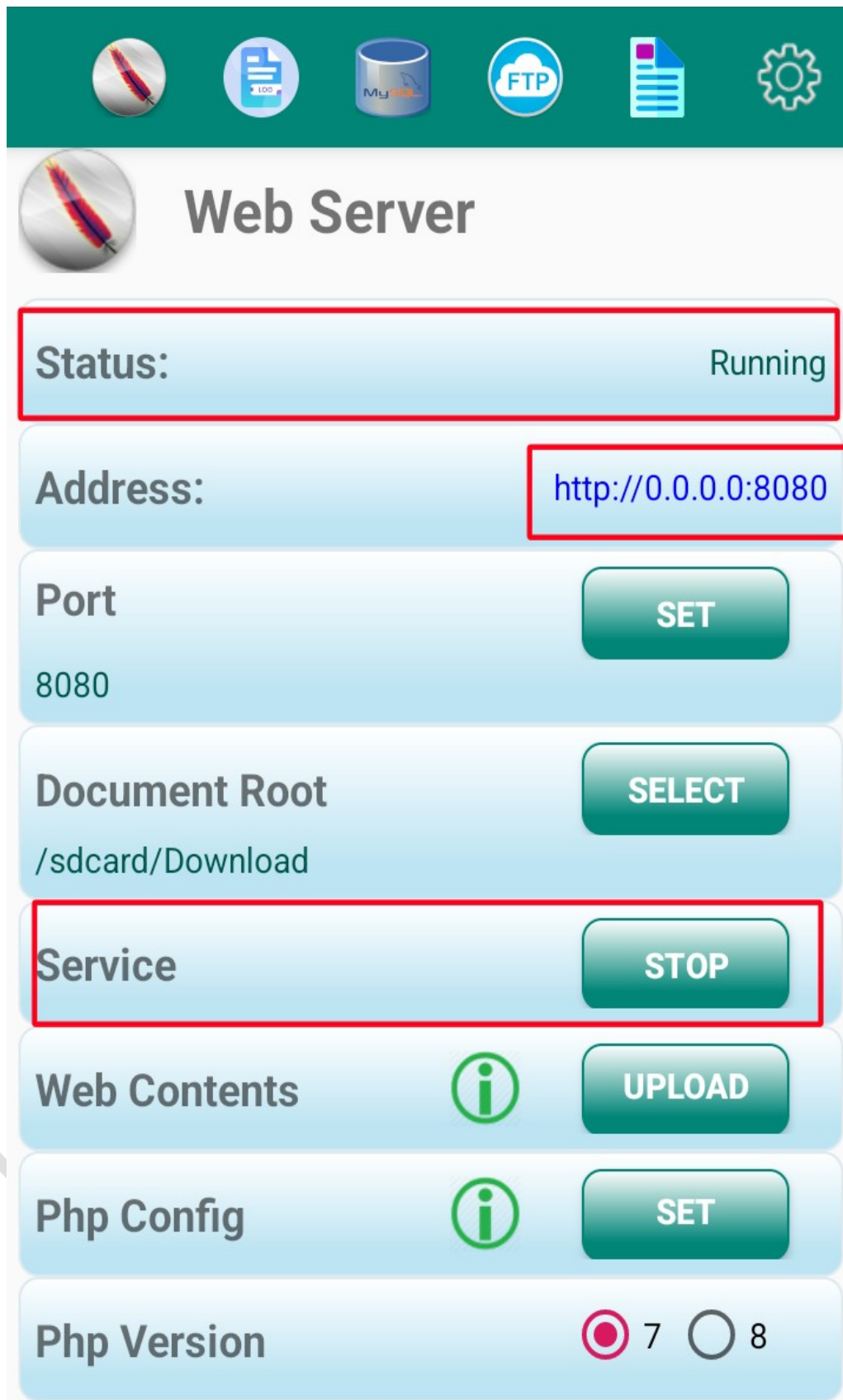
This is my favorite app, some time I continue my PHP coding in my smart phone, then I want to test my code, I uses this app to runs that code in my android phone.



First open this software, then go to the “Web Server” tab, like this picture:



Click on the “Document Root” field at the “SELECT” option and gives the path your game, for example I copied my HTML game in the download folder. Then at the “Service” field click on the “START” option, look at this picture:



If you do the right all of that things, at the “Address” field you will be seen this address “<http://0.0.0.0:8080>” with blue color. Now exit the web server with back (do not close this software), go to your browser (Vilvaldi, Firefox or any browser you want), like this picture:

11:03

LTE VoLTE LTE 77

No internet connection

localhost:8080

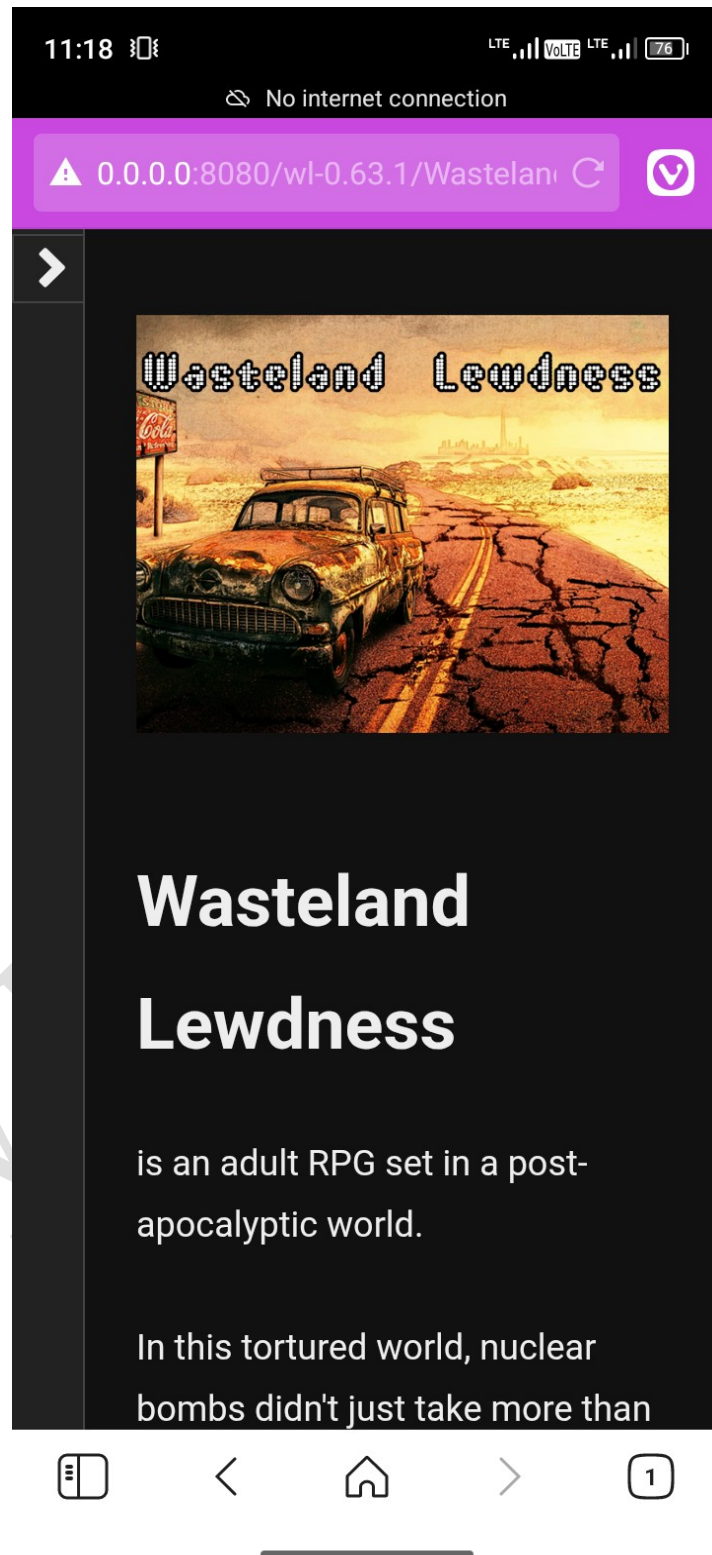


Index of

Name	Size
1DM/	-
cache/	-
CoC II-0.7.42-win/	-
Linux/	-
MEGA Downloads/	-
Quick Share/	-
wl-0.63.1/	-
CoC II-0.7.42-win.7z	627M
Wasteland Lewdness 0.63.1.zip	252M



In your browser at the URL field type this address “**0.0.0.0:8080**” and press enter, of course in that picture I typed “**localhost:8080**”, this will be the answer too, I think “**127.0.0.1:8080**” address is works too (but I do not tested yet). Now find your game folder click on that, then click on the “main HTML” game file, look at this picture:

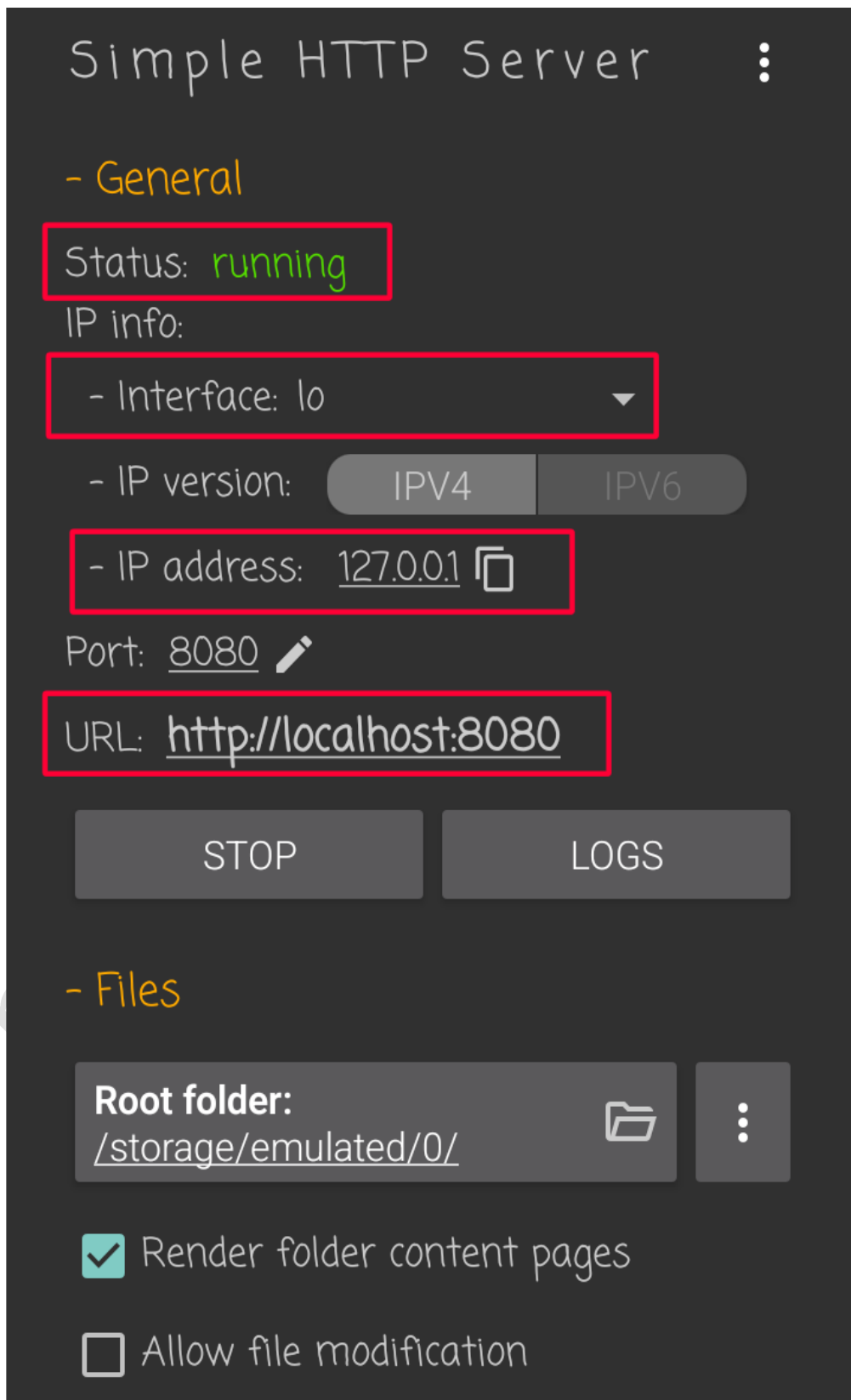


3. Simple HTTP Server:

This is a simple app and works very good, with a low size (600 kb), for those who wanted only play HTML games on the phones or tablets. Open app like this picture:

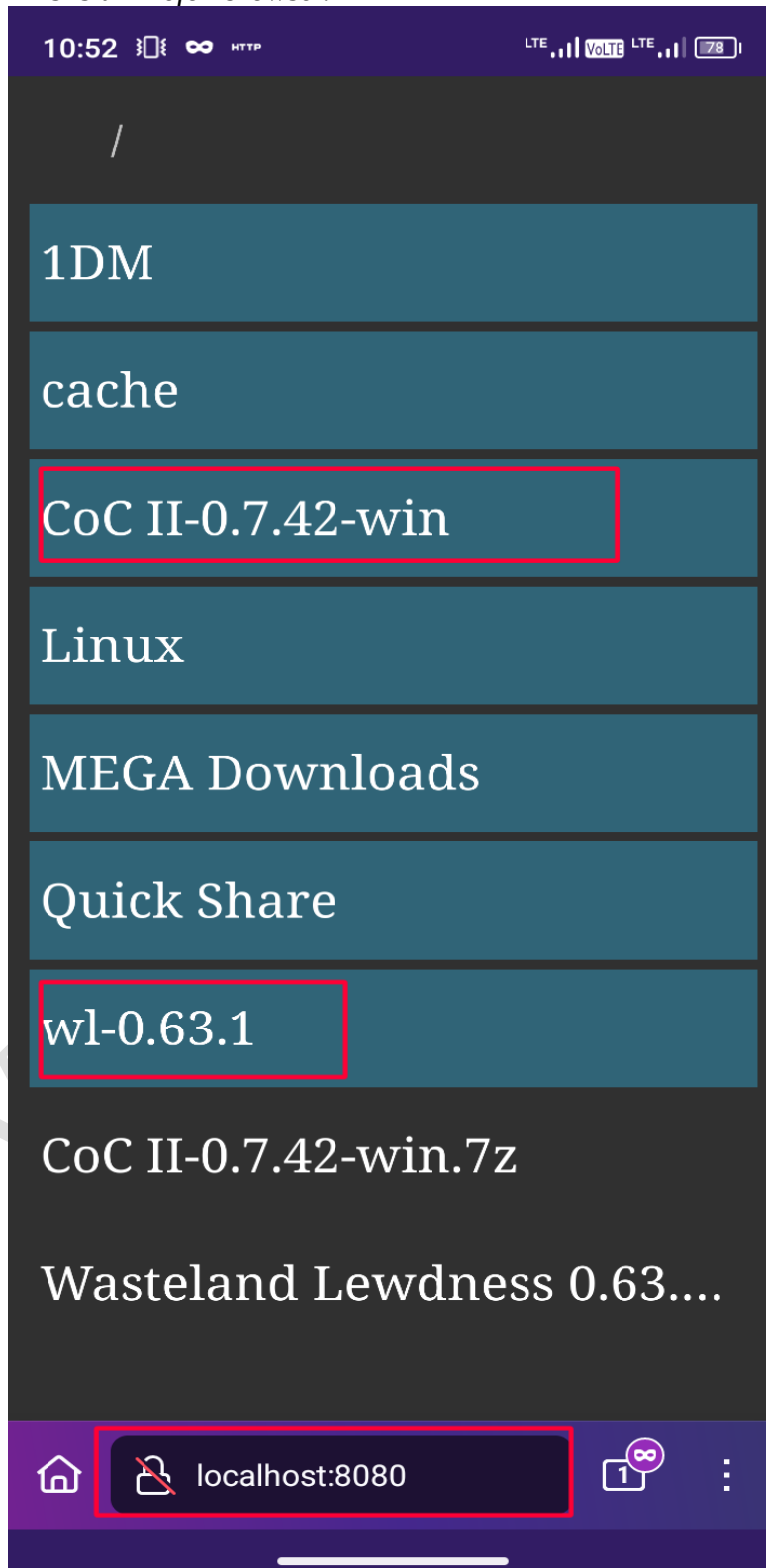


At the first in the “Files” field click on the “three dot” button and gives the path of your games, of course you can gives the root of your phone storage too (like me on that picture), then at the “Interface” field choose “lo”, it means the local (lo), then click on the “START” button, like this picture:



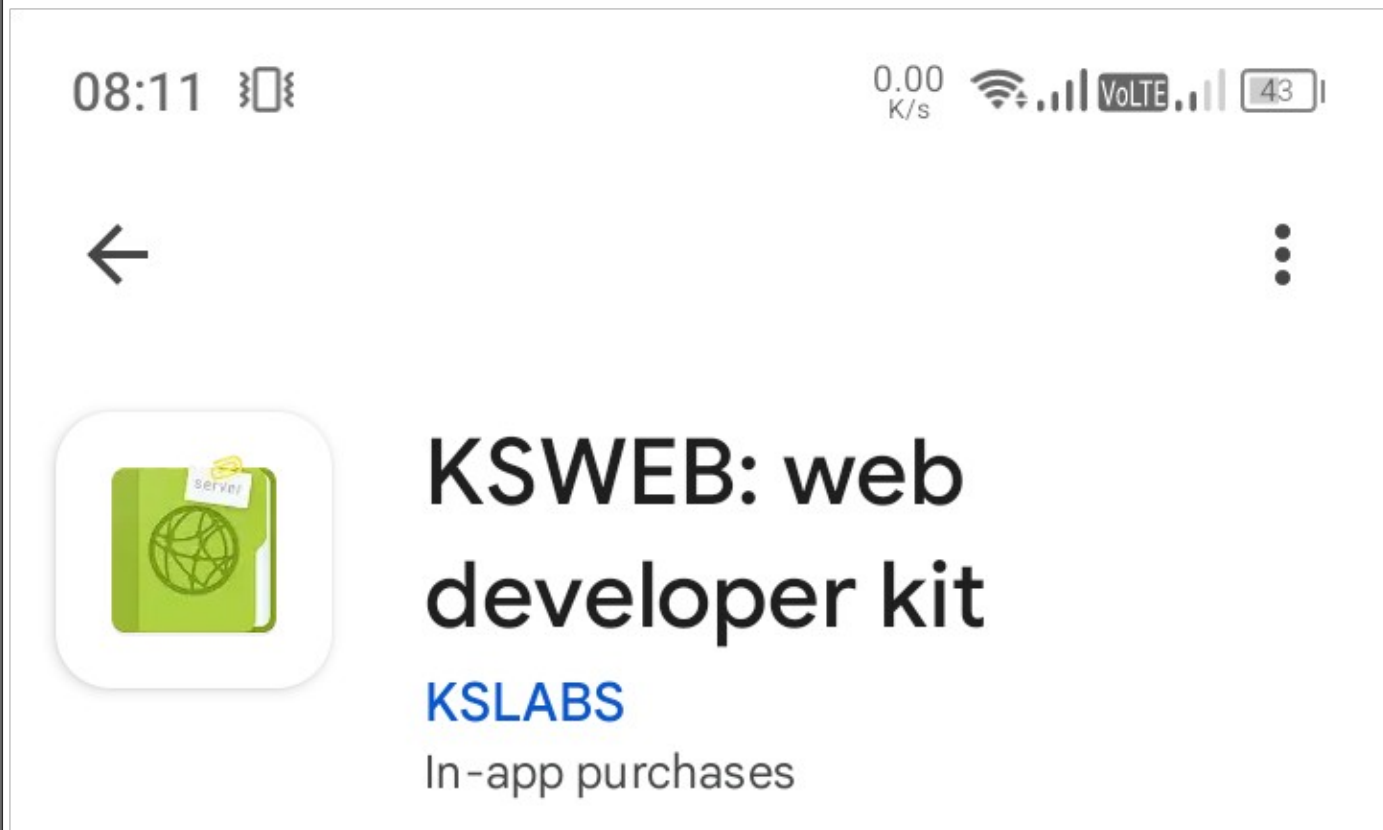
Now exit from software (do not close it), go to your browser and type “**localhost:8080**” or “**127.0.0.1:8080**” in the URL and press enter. In the local web find your game path and open the “main HTML” file easily, like this picture:

This is a Firefox browser.



4. **Round Sync** and KSWEB:

KSWEB is a proprietary app, it has a free version too but its not a complete, so if you want to use it you must to buy it, and trust me even with the paid version you have no options like a “**AWebServer**”. This the KSWEB picture icon:



About of “**Round Sync**”, its a professional ftp, ssh, web server, webdav, http server and ... software, its a complete app, no software matches with the “Round Sync”, but I do not explain that here, if you are interested in that, you can use it by your own wishes. And more important things about of “Round Sync” is:

- You **can't** find “Round Sync” at the “google play store” or “apple store”.
- You **can** only find it in the “**F-Droid**” community.
- F-Droid has some forks like the “**Droid-ify**” or “Neo Store” too, so you can find “Round Sync” on those two.
- You can find that on the “**IzzyOnDroid**” repository too.
- “Round Sync” is a free and open source software with GPL license, so you don't want to buy it, its a free.
- Its a professional software, so use it if you knows what to do.

This file created by the mistress.ayin@f95zone.to