

A Mirror's Curse Walkthrough

Updated for 0.29



amaty

Welcome to the official walkthrough for *A Mirror's Curse*, an interactive transgender transformation game created in Twine using the SugarCube format. In this game, you step into the shoes of Ethan Yoon, an ordinary high school student whose life takes a magical turn after a fateful encounter with the enigmatic Madame Serena. With every decision you make, Ethan's journey will evolve. Your choices will shape not only his body but also his relationships, skills, and future.

The walkthrough is designed to guide you through the game, offering insights into key events, important choices, and the various routes you can explore. Whether you're looking to unlock a specific ending, get all the transformations, or simply need a nudge in the right direction, this guide has you covered.

The walkthrough contains spoilers for the story, choices, and outcomes. While every effort is made to avoid unnecessary spoilers, it's impossible to reveal certain plot details. Consider using this guide sparingly if you prefer to explore independently and have the most authentic experience.

Table of Contents

- [Feminine Looks Guide](#)
- [Day-by-Day Walkthrough](#)
 - [Week 1](#)
 - [Week 2](#)
 - [Week 3](#)
- [Appendice](#)
 - [Characters](#)
- More to come

Feminine Looks Guide

| Addition to \$feminineLooks by transformation | | | | | | | | | | | | | | | |
|---|------|----------|------|------|----------|------|--------|-------|-------|------|------|----------|--------|------|------|
| Eyes | Hair | Forehead | Nose | Lips | Jawlines | Arms | Breast | Hands | Waist | Hips | Butt | Genitals | Thighs | Legs | Feet |
| 3 | 1 | 5 | 5 | 1 | 3 | 3 | 5 | 1 | 3 | 5 | 3 | 0 | 3 | 3 | 1 |
| 5 | 10 | | | 1 | 3 | | 5 | | 3 | 5 | 3 | 0 | 3 | 3 | |
| 5 | 10 | | | | 5 | | 5 | | | 5 | 5 | 0 | | | |
| | | | | | | | ? | | | | | | | | |
| | | | | | | | ? | | | | | | | | |
| | | | | | | | ? | | | | | | | | |

Transformation available from week 1

Transformation available at 2nd week (or 6th day with Aurora if your \$feminineLooks is 30 or more)

Available at the same time as other upper body transformations, but it also requires a \$feminineLooks value of 30 or higher.

6th day of the 2nd week

Not unlocked yet

Day-by-Day Walkthrough

Week 1

Although there aren't that many things that are difficult to get in week 1, one problem I've found people consistently running into is how to get **upper body transformation early**. You can actually get control over your upper body on day 6 if you handle things well.

What you need to know is that there is a hidden variable for how feminine you look called \$feminineLooks. Each transformation you choose affects this value. For example, the hair, eyes, forehead, and nose transformations affect this value by a lot. Meanwhile, the lips, arms, and hands barely do.

If you go to Aurora on Day 6 and have a \$feminineLooks value that's at least 30, she'll give you control over your upper body a day earlier than you can usually get it. Basically, transform at every transformation point and get long hair, a feminine forehead, and a feminine nose. This should make it so you can get control early.

You also need a \$feminineLooks value over 40 by day 11 in week 2 in order to access the **cheerleading route**. Just keep that in mind.

Day 1

Day 1 of A Mirror's Curse is mostly meant to establish your stats and get the story off the ground.

TRANSFORMATION POINT

placeholder graphic lol

There is a mandatory **transformation point** where you'll go from small eyes to medium eyes. This is impossible to avoid, so don't worry.

Day 2

TRANSFORMATION POINT

placeholder graphic lol

This is the second mandatory **transformation point** in the game. Again, this is impossible to avoid. This is the first time you'll get to choose a body part to transform.

Day 3

The club choice on day 3 is a major one. Although the clubs actually don't affect the game as much as you may expect, it still affects what you do every Wednesday. The clubs are mostly there to add replay value and be a way to spend more time with the RO you're interested in.

TRANSFORMATION POINT

placeholder graphic lol

If you use your sister's shampoo at the end of day 3, you will reach a **transformation point!**

Day 4

You will get to visit the mall on day 4. Some options are honestly rather useless, but some offer a lot of perks.

Tech Gadgetz - Help the lady and you will get 50 USD.

StepUp Footwear - A stat boost depending on what shoe you choose.

Games for Life - A bump to femininity or masculinity.

Page Turners - A bump to your academics or athleticism.

Mystic Emporium - Buy a trinket that will come in handy later.

Paws & Whiskers - A cute scene.

Cuddle Creations - An opportunity to buy a cute panda plushie.

I would recommend Tech Gadgetz, StepUp Footwear, and Mystic Emporium as that is technically the most optimal route. However, feel free to replace StepUp Footwear with Cuddle Creations if you want the panda plushie.

TRANSFORMATION POINT

placeholder graphic lol

If you try on skinny jeans at the mall, you will get a **transformation point**.

TRANSFORMATION POINT

placeholder graphic lol

The same applies if you pierce your ears, as you will get a **transformation point**.

Day 5

I'm afraid to say you will have to sing Skibidi Toilet at the karaoke if you're aiming for optimal stats. It will boost your popularity by 5.

Day 6

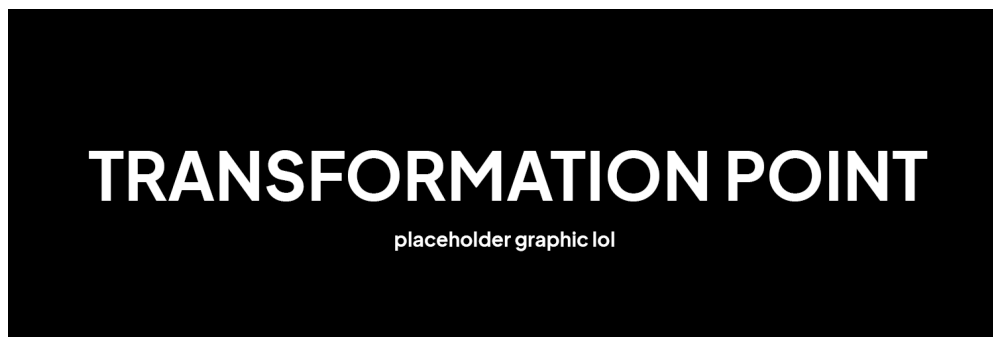
Day 6 goes in a lot of different directions. You'll get to pick three out of five activities to do.

Go explore the town - You can go to the bookstore, park, arcade, or art studio. I highly recommend checking out the art studio if you're doing a trans route.
Go call Samantha and Luke - You'll go grab a quick bite to eat and also check out a music store.

Go to the gym – You get to meet either Jordan or Jessica and improve your relationship with them. You can also try out yoga!

Stay at home – You get to spend time with your mom, dad, or sister if you stay at home. It's a chance to bond.

Go and try to find Aurora – This will unlock **upper body transformations** early and unlock a few special scenes. You'll also get to learn some lore about the magic and Aurora's backstory.



If you relate to Mia in *The Princess Diaries*, you will unlock a **transformation point**. This is the first opportunity for you to change a part of your upper body if you went to Aurora.

Day 7

If you tell Lily the truth on day 7, she can teach you how to **tie your hair**. If you have **short hair**, Lily will give you some hairpins. If you have **medium or long hair**, Lily will teach you how to tie your hair and give you a choice between 4 hair ties.

TRANSFORMATION POINT

placeholder graphic lol

If you decide to take a bubble bath, you will unlock a **transformation point**. This is the first point where you can have boobs! This will lead to an event where you can either choose to bind or let your boobs be free.

TRANSFORMATION POINT

placeholder graphic lol

Shaving is not only an opportunity to get rid of that pesky leg and pubic hair but also leads to a **transformation point**.

At the end of the day, you will get **Madame Serena's Evaluation**, where she will reflect on the choices you've made throughout the intro week.

Week 2

Day 8

Jessica will talk to you about **rumors** if you have a feminineLooks value over 20. If you don't accept her help, the rumor mill will go crazy and your popularity will tank.

TRANSFORMATION POINT

placeholder graphic lol

If you change in a restroom stall, there will be a **transformation point**.

If you have boobs, you will get an extra scene from Coach Blake today. If you decided to bind, you will get a binder. If you decide not to bind, you will get a sports bra.

TRANSFORMATION POINT

placeholder graphic lol

If you play Critter Crossing, you'll get a **transformation point**.

You also have chances to tell Jessica and Vincent about the true nature behind your transformations.

Day 9

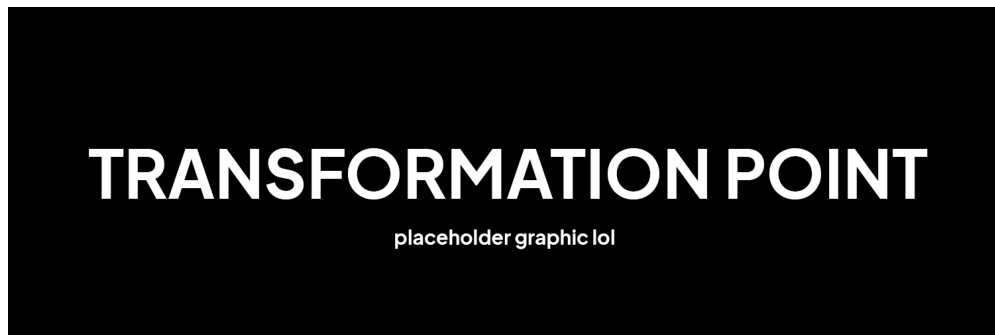
While day 9 is a short one, you will get the opportunity to improve your relationships with Jordan and your dad.

Day 10

Day 10 is a very long day but has no transformation points or anything that might require guidance.

Day 11

Day 11 is an exciting one. You will need a feminineLooks value of at least 40 in order to access most of the content today. Jessica will ask you to take a look at the cheerleaders, and you should definitely agree.



If you agree to try out Samantha's lotion at lunch, it'll unlock a **transformation point**.

As a cheerleader, you should go for all the risky ones to increase your cheerleading stats optimally.

Day 12

Day 12 is split into two depending on whether you are a cheerleader or a spectator. As of 0.17, only the cheerleading variant has been completed.

TRANSFORMATION POINT

placeholder graphic lol

If you put on basic or full makeup, you'll get a **transformation point**.

Depending on what you tell Coach Moore, the cheerleading route will be different. It doesn't have much of an impact now, but will if you decide to go down the route.

To flirt with Jessica and be successful, you will need to have a trans stat over 10 and have makeup on.

If you pick dare in truth or dare when you hang out at Jessica's place after the game, you will get an exclusive floral dress that's not available anywhere else.

If you're a spectator, the content that's there is really straightforward. If you sit in the back, you'll get to watch the game with Vincent. If you sit in the front, you'll get to watch the game with Aurora.

Day 13

Day 13 is mostly linear and gives you a chance to explore magic.

TRANSFORMATION POINT

placeholder graphic lol

There is a mandatory **transformation point** where you can choose to transform a part of your lower body.

Day 14

Day 14 is also mostly linear and has no transformation point.

Week 3

Day 15

You **should** wear the pajamas to school, otherwise you'll get a hit to your popularity stat.

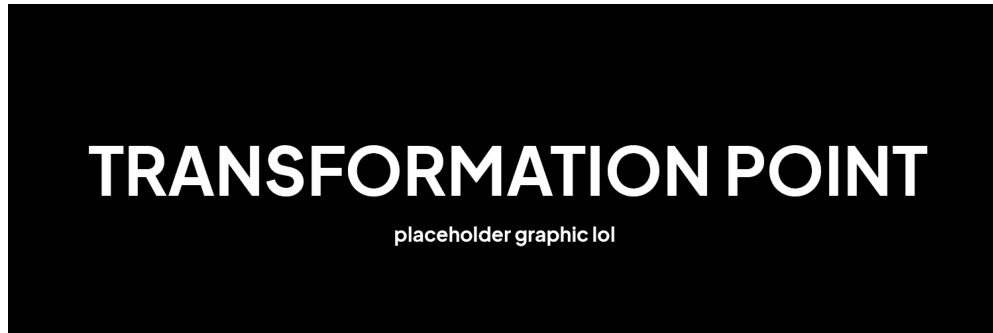
The person you choose for the romance question will give you a small relationship stat and romance stat boost!

Don't say *Romeo and Juliet* is overdramatic or stupid unless you want to hurt your relationship with Jordan.

Lily will be waiting for you on your front porch if your relationship with her is at least 35.

Day 16

Again, you **should** participate in Bring Anything but a Backpack Day, otherwise you'll get a hit to your popularity stat.



There is a **transformation point** if you choose to shave.

Day 17

Once again, do participate in Jersey Day!

If you're in the Fashion Club, you will need a romance stat of at least 10 for Jessica to flirt with you.

If you're in the Occult Club, you can get a bump to your mystical stamina stat if you help Aurora.

At cheer practice, only choose to throw yourself into it and try to impress Jessica if your athleticism stat is at least 60. Otherwise, playing it safe is better.

Reminding Jessica she has a team is the safe option. Teasing her hurts your relationship with her. Opening up about your own fears is effective only if your social stat is at least 60. Putting your hands on hers only works with a trans stat of at least 15.

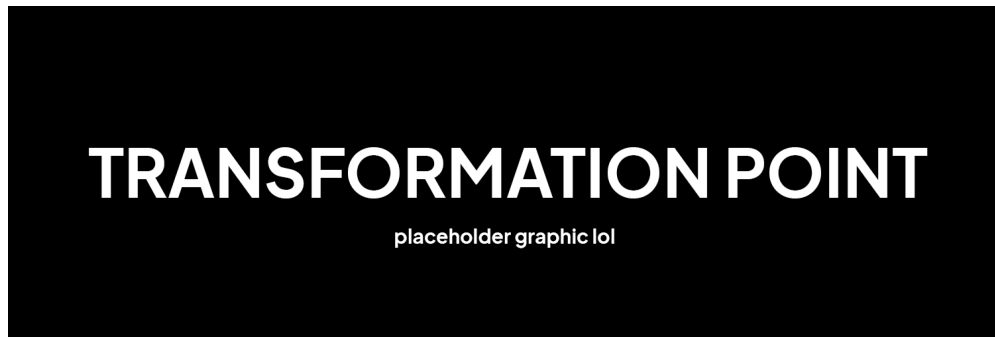
I recommend taking the job. You will get a lot more content and money for Day 18 if you do.

Day 18

If you don't participate in Desk Pet day, your popularity will nosedive.

As of 0.24, you can only go shopping with Mom.

At Cuddle Creations, if you ask your Mom what plushie she wants, you can buy her one! If you go with Lily too, you can get her a red panda plushie.



There is a **transformation point** if you pose in the mirror.

If you go with Lily, you should probably tell her you're still friends, unless you want a major relationship hit.

If you go with Samantha, you will get two chances to flirt with her and raise your romance stat.

If you go with Jessica, you will get a chance to flirt with her and raise your romance stat. Your transgender stat must be at least 15 and your acceptance stat must be at least 20 for her to respond positively.

Texting Jordan will result in a short interaction if you have less than 30 relationship points with him.

Texting Vincent will also result in a short interaction if you have less than 20 relationship points with him.

Day 19

Not participating in Bestie Twinning Day will hurt your popularity.

Jessica won't want to match with you if your relationship stat with her is less than 30. Jordan won't even respond if your relationship stat with him is less than 30.

Choosing that you feel disappointed that you can't wear your new feminine clothes to school will boost your acceptance by 5. If you say you're relieved, on the other hand, your resistance will go up by 5.

Jessica will bring you a heart sticker if your romance stat with her is above 9. Otherwise, she'll bring a star sticker.

If you didn't join the cheer squad, saying you don't think the game will go well will hurt your relationship with Jessica.

If you did join the cheer squad, saying you like cheerleading will boost your acceptance by 5.

If you are part of the cheer squad, you can tell Luke and Samantha your true identity if you didn't tell them on Day 12. Otherwise, you can just tease one of them.

If you decide to put on makeup, you can flirt with Jessica. If your trans stat is at least 14 and your acceptance stat is at least 20, she'll respond positively. Otherwise, your relationship with her will get hurt.

You can focus on squad bond, presence, precision, or stamina to raise the corresponding cheer stat by 5.

The parking lot entrance will have Ashley and Aurora. The school entrance will have Mia and Vincent. The main entrance will have Tori and Samantha.

If you decide to go with Jessica and Luke, you will witness Luke destroy a display. If you genuinely flirt with him, your romance stat with him will increase. If you decide to go with the cheer squad, your squad bond stat will increase by 10. If you decide to go with Jordan, your relationship stat with him will rise.

Being nice to Lily will help your relationship with her!

The spectator route has very few major choices. You can mostly choose what you want. Asking Vincent the question about magic will boost your relationship with him, while asking Aurora the question about science will boost your relationship with her. Whoever you go with in halftime will help your relationship stat with them. At home, your transgender stat will be affected by whether you say you liked the suit or not.

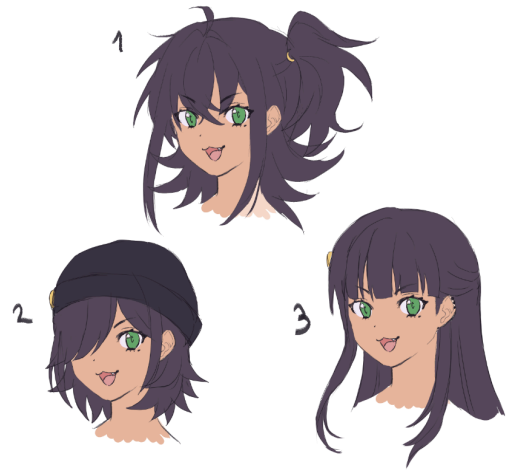
Appendice

Characters


Luke



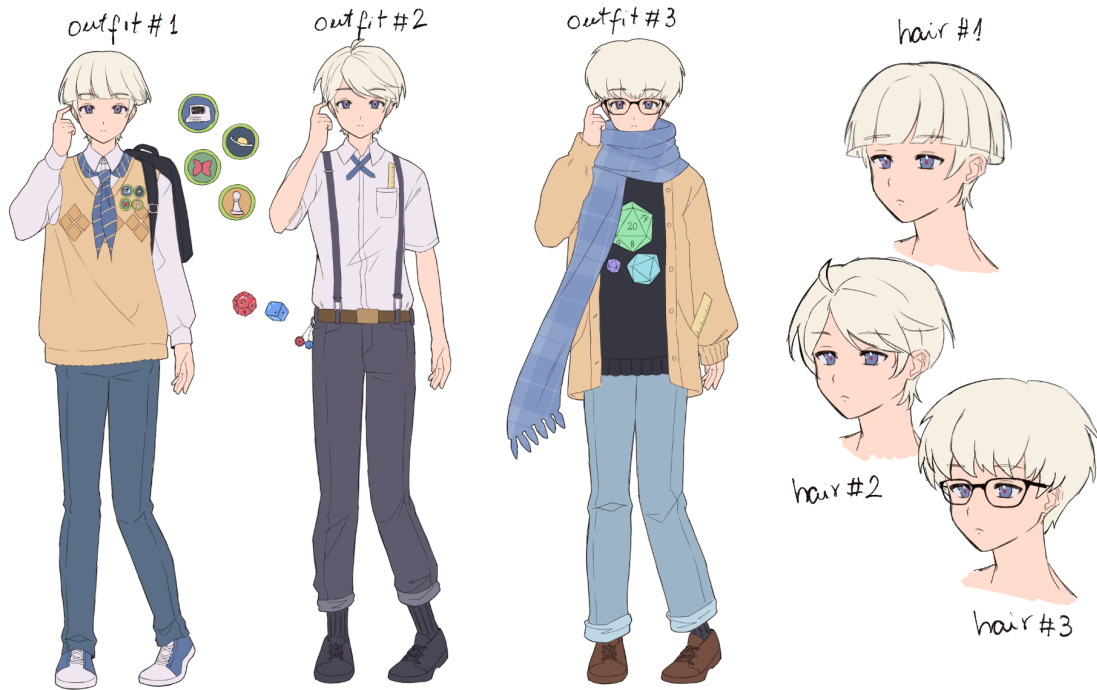
Samantha Rivera



Jessica Sanders



Vincent



Aurora Rowan



Jordan Brooks

