

Walkthrough:

Select the type of game you want, then just interact with the characters to progress. No need to do anything out of the ordinary.

Mom: Her entire path is within the house itself. No need to move far away from it.

- Start here: Find in the living room near the computer.



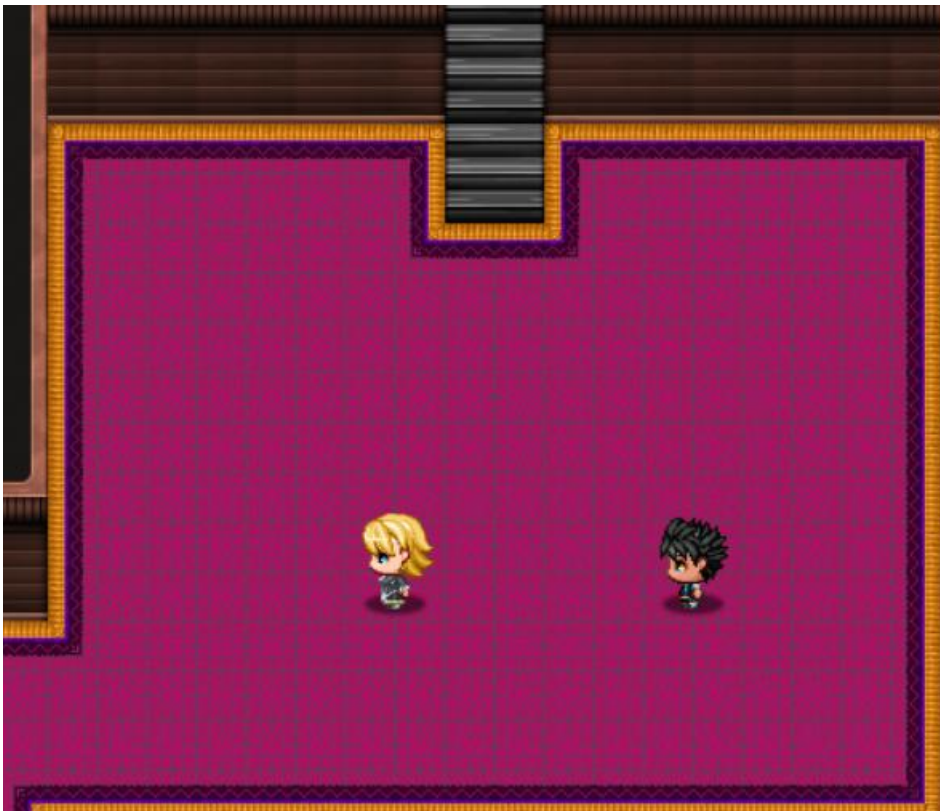
- Second part: Kitchen.



- Third part: Garden.



-
- Fourth part: Right in front of the staircase.



-
- Fifth part: Right before the Kitchen.



-
- Sixth part:



-
- Seventh part:



-
- 8th part:



-
- Ninth part:



-
- tenth part: Just go to your right after the last scene and go upstairs.

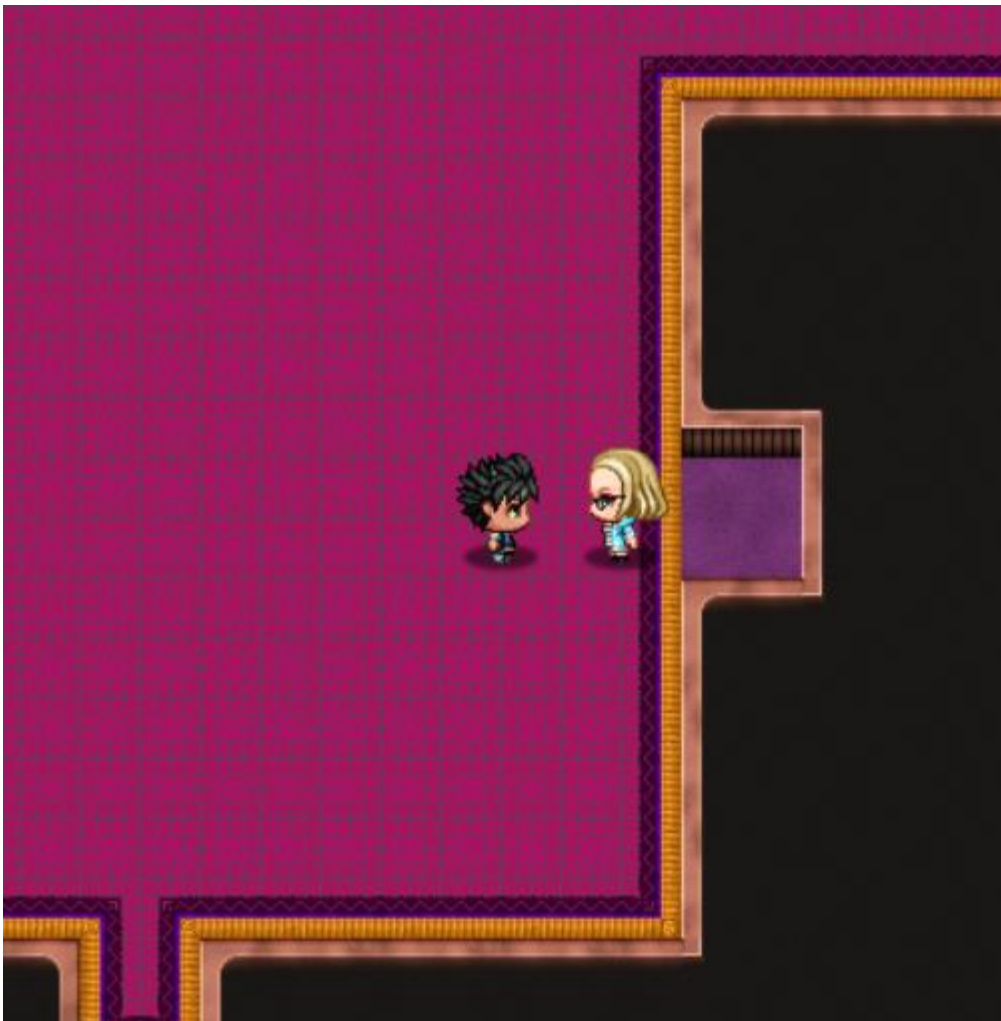


-

Her breeding sessions can be done in her room. Just keep cumming inside until its done. Once you are transported back into the house, go back up stairs and talk to her. To progress the story, just sleep in Joey's room. Joey can drink her milk after sleeping 20 times.

Jossie: Her entire story can be found within the house itself. No need to go to other maps. Just find her and talk to her to progress.


- Go to the kitchen and talk to her. Once this is done go outside to the house entrance and talk to her.
- Third part:



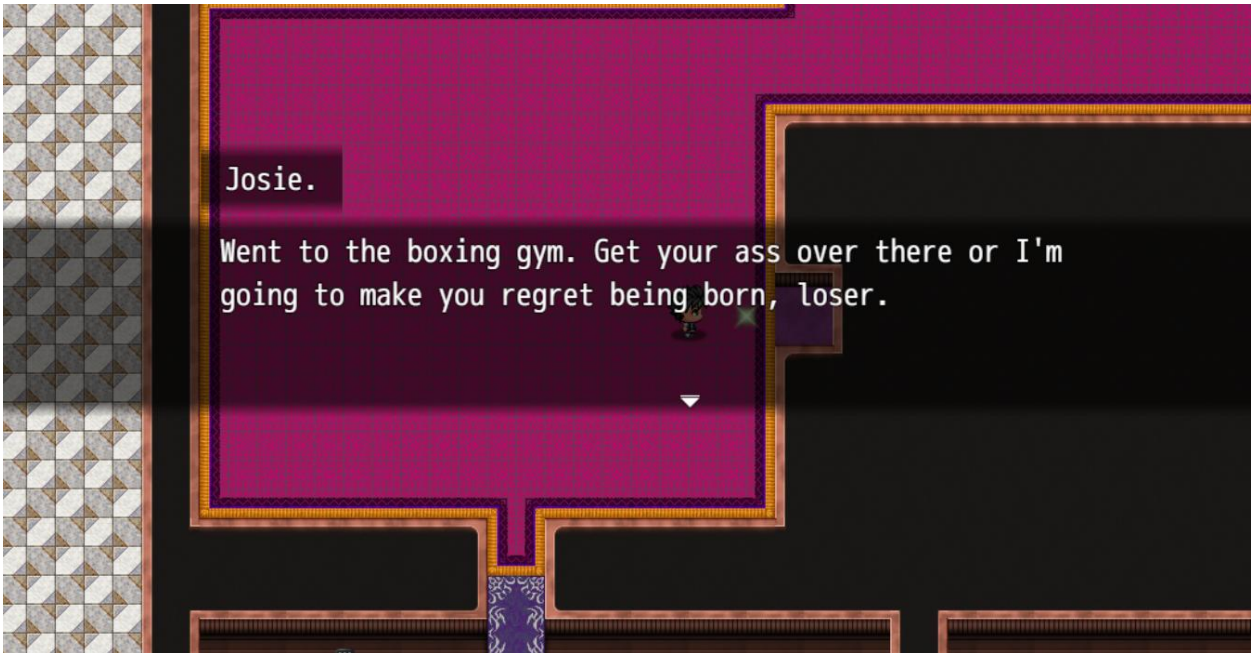
-
- Fourth Part:



-
- Fifth part:



-
- Sixth Part: Just click on the star again. Pretty easy.



-
- Seventh part: This is right in front of the house.

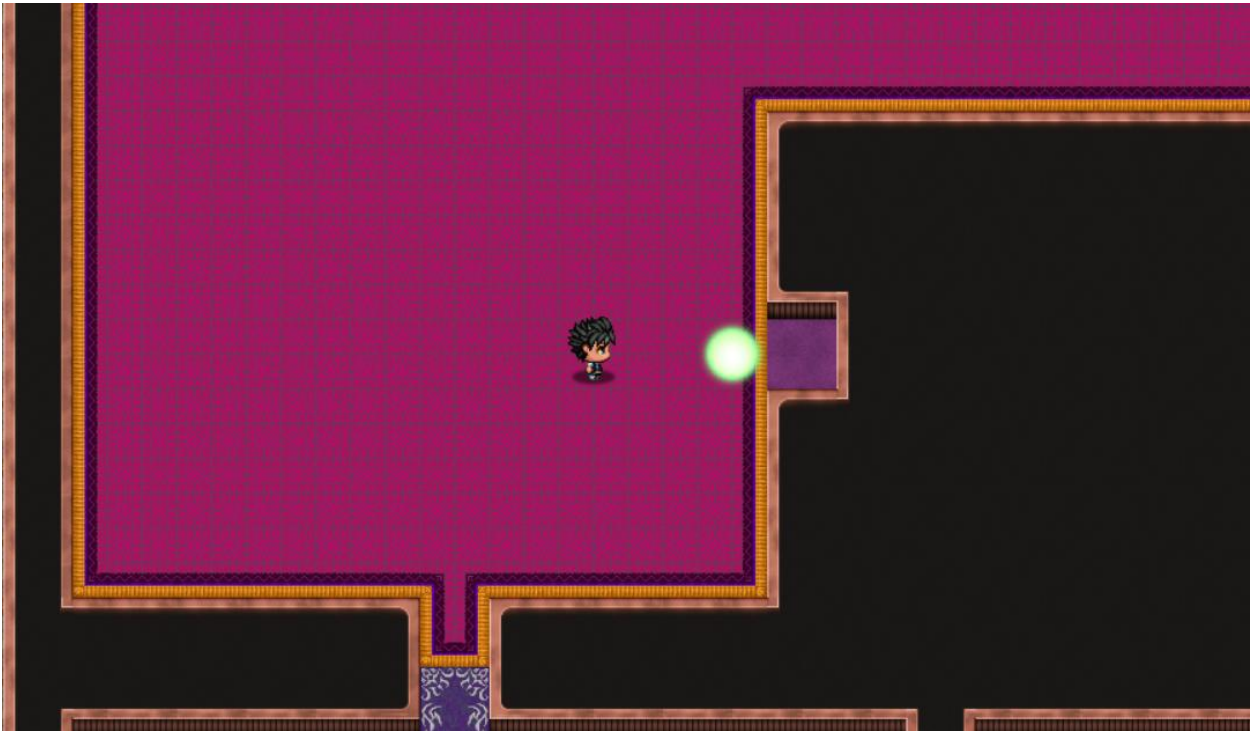


-
- Eight Part: Go to the garden:



-

- 9th part:



- 10th part:



Jossie's pregnancy is a little different. If you want to hook up, give her a call by going to the items menu and picking the Smart Phone. To progress her pregnancy, go to the garden and exercise, this option should only appear once Jossie confirms she is pregnant.

Jossie's pregnancy is also shorter than the other girls due to the commissioner having a thing for her. It only takes 18 progressions and she will milk Joey on the 16.

Brenda:

- To start her path, go to her home in the apartment tower. Last map to the right.



- Second part:



-
- Third part:



-
- Fourth Part: Go back inside the apartment and talk to Brenda.



- Fifth Part: Just talk to Brenda outside the apartment building.


To progress pregnancy: As per desire of the commissioner, you start seeing changes in her after the first 8 times you progress her pregnancy.





Phil: Focus on teens.

- Rhonda (Joey's gf):



-
- Second part:



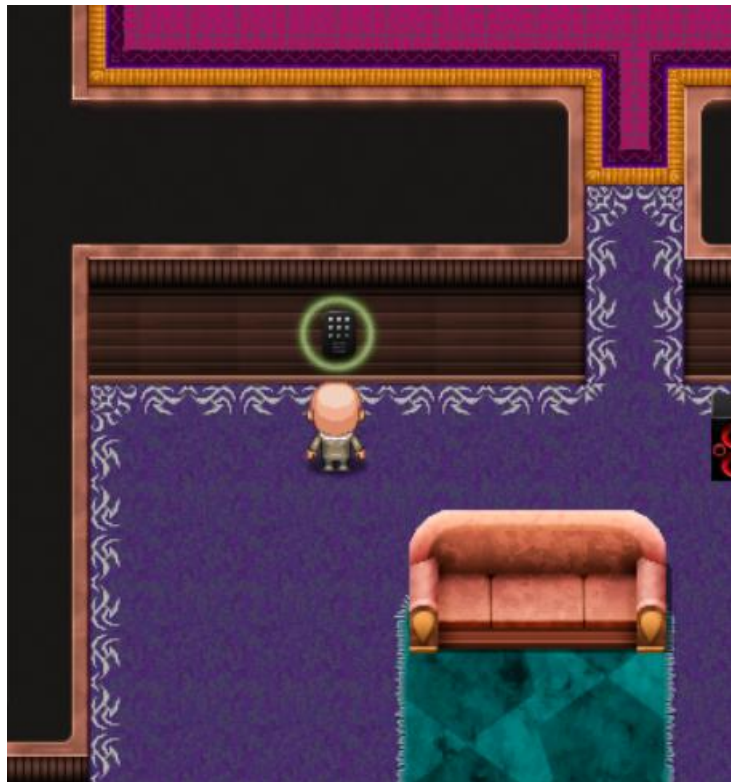
-
- third part:



-
- Fourth part:



-
- Fifth part: Check the phone, then go to the apartment tower and Rhonda's house.



o

- Final Part:



-
- For Breedings, go to Rhonda's house. Remember to check on her in between sleeps to see her pregnancy progression.

Lilith: Talk to her, then go to her apartment.



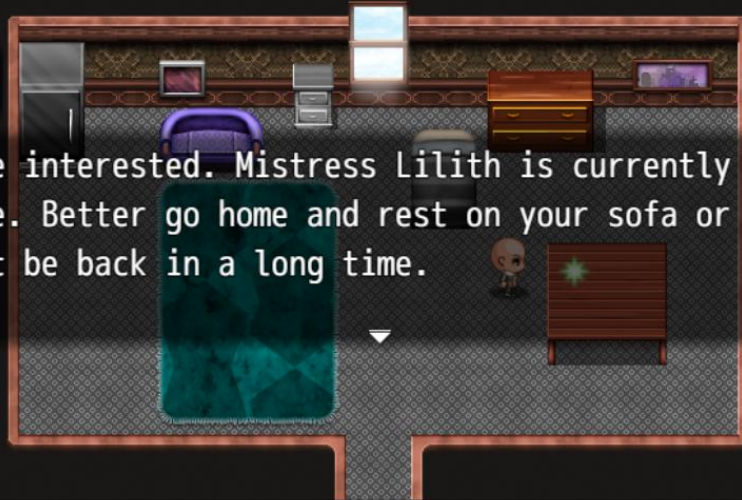




-
- Once the scene is done, go home and sleep in a sofa near the computer.

Letter.

To anyone interested. Mistress Lilith is currently not available. Better go home and rest on your sofa or something she won't be back in a long time.



-
- Afterwards go here:



-
- Go outside:



-
- Go to the bathroom:

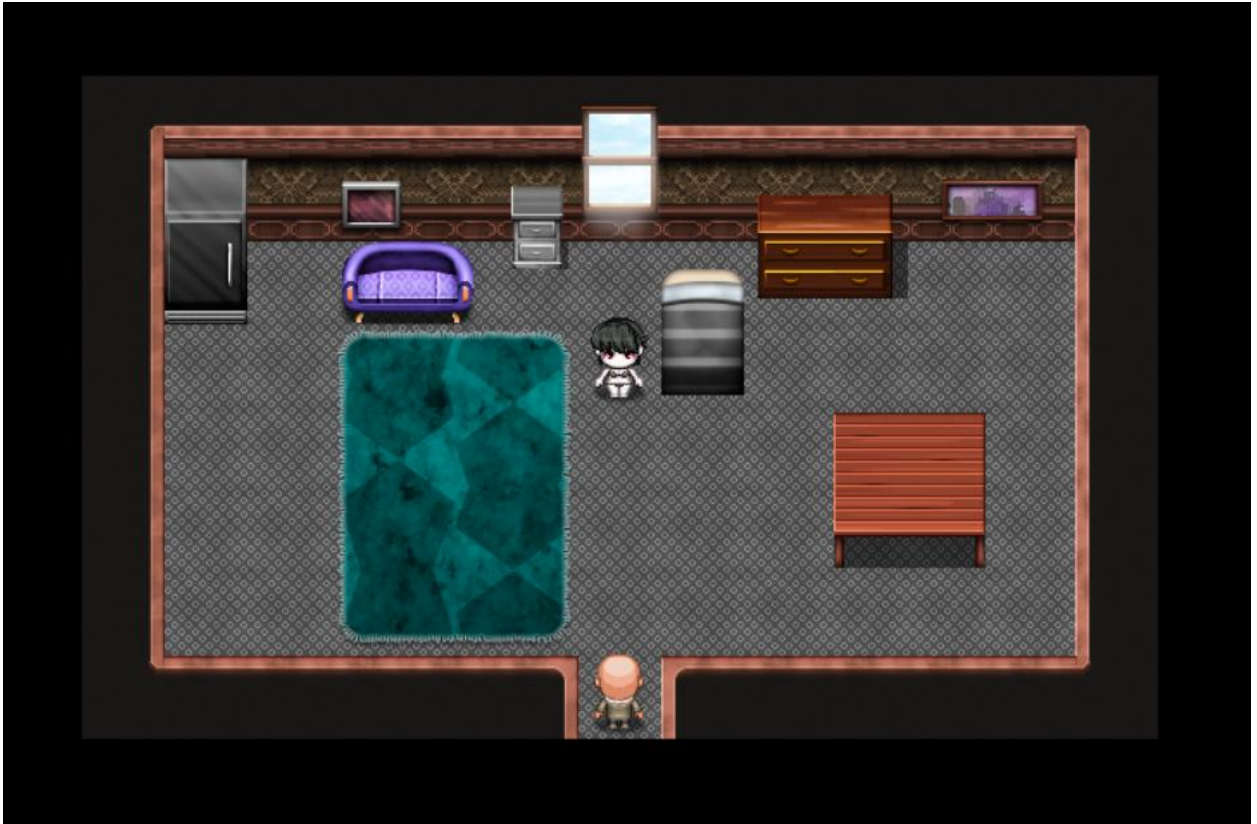




- Go outside and meet Lilith by the fence:

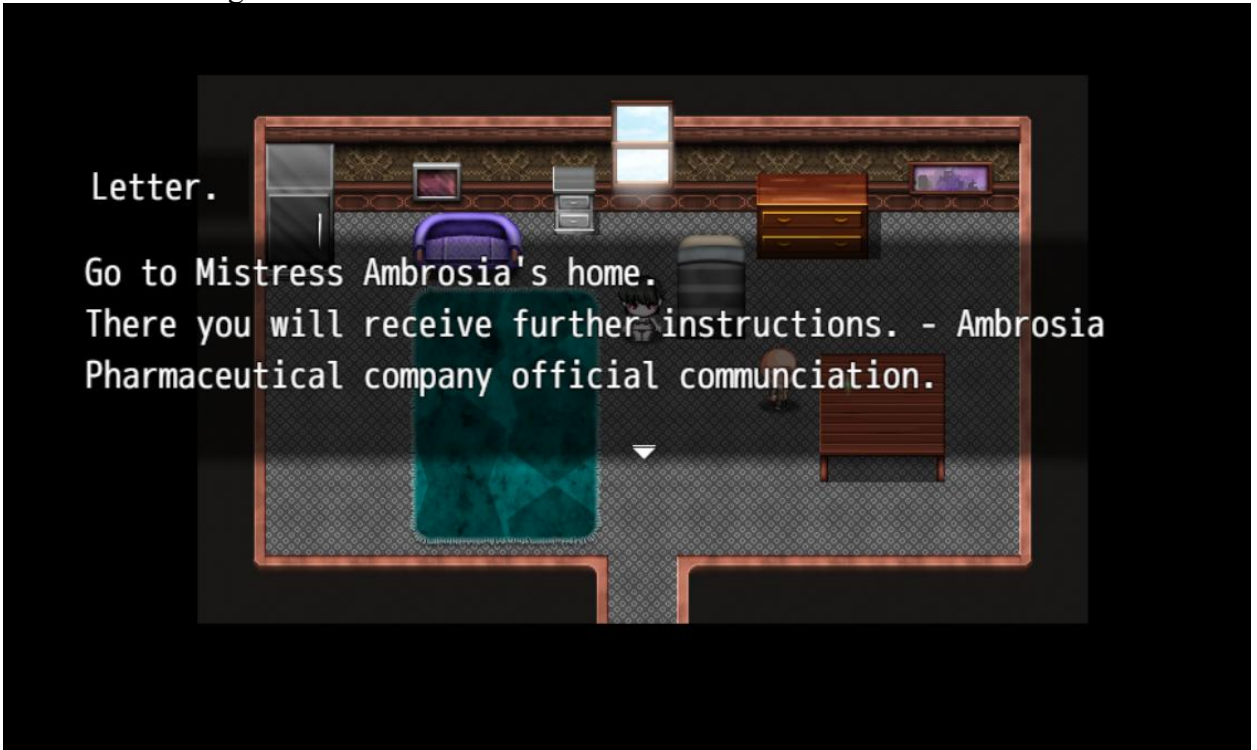






-

- Talk with Lilith again:



-

- Choose one or the other, both lead to the same result, only difference is what will be shown.



- For Breedings, take the cab:



Valery:

