



UNOFFICIAL PLAYER'S GUIDE

VERSION 1.7

By Angus Bez

*With thanks to **Kara Zor-El** & **redknight00** for their assistance creating the original FAQ (which was the cornerstone of this document) plus all their input with this guide; **H4Z0RD123** for his initial Emily Date Walkthrough; and **Walkius** for writing such a brilliant game – and also adding the gym date with Lily especially for me (Gingers make me run faster too!)*



The main game screen will change a little depending on where you are. Above is an example screenshot when you're inside the school. When at home stepping into the terrace or pool area brings up another icon for you to move around the downtown and residential areas.

- 1 **SAVE/LOAD GAME** – Takes you to another menu for loading/saving games, a simple help screen (*please* read it!), returning to the main game menu or quit the game.
- 2 **JOURNAL** – The top tab, “Stats/Skills”, will list your progress in various skills, your reputation level with the various groups and the amount of money you have remaining. “Inventory” lists the items you have bought which are available to you (and also lists the remaining money). On the “Family/Others” and “School” tabs you will see a list of characters in the game on the left hand page – click on any icon to call up what you know about that person along with their Relationship and Lust levels with you. From version 0.9 an “Inventory” tab was added to see what you are carrying. The “Groups” tab shows the members of each group, your reputation within that group and lists any bonus events available through your association with the group. Finally, the “Photos studio” shows your progress through the Photo Sessions (see related event description later) and is just a duplicate of the book for your access whenever you want to check your progress.
- 3 **NOTEBOOK** – This collects all the events contained in the game. There is a list of topics on tabs down the side including: Home, School, Others and Routes, all of which, when clicked, will show a set of icons representing relevant events. If you have started the event there will be a picture icon representation, if not it’ll be grey with a question mark. Clicking these icons will give you an event title and a hint to what you should be doing next.
- 4 **PHONE** – There are four “apps” on your phone. The address book is used to send a text to a friend – at the moment only Ako, Alice, Christy, Lily, Iris/Mayo and Mimi are activated and you will need to progress through the relevant events to be able to make use of it. Next is the SMS app which you click whenever you receive a message (indicated on your phone in the game screen). Finally on that top line there is the party app which is for arranging Bowling events or Spa dates when available. You also have a calendar which shows you the current game date and lists several appointments (and occasionally a teaser for updates).
- 5 **MAP** – This only appears when you’re in school and you can click it to see a map of the building with icons showing you where everyone is. Useful for finding your way around and discovering where that person you need to speak to is. From version 1.0 there will also be a mortarboard icon during the day to show which room you need to be in for your next lesson unless you’ve worked your way through that current content.
- 6 **DAY/TIME** – Pretty much speaks for itself: Tells you the current day of the week and time.
- 7 **DOORWAY** – Enter or exit rooms, these usually only appear while you’re moving around the school building.
- 8 **SPEECH BUBBLE** – These will only appear when someone has something to say to you. There is no small talk in this game so if you see a speech bubble then click on it.
- 9 **MOVEMENT** – If there are other directions to move you’ll see this.

There are also a number of other icons that will appear throughout the game, they are pretty much explanative and will be talked about in the event walkthroughs.

All the characters stick to the same routine – if you see someone in the east corridor at 09:00 on Monday then they’ll be there next week at the same time and for all the times you need to talk with someone there is usually at least a couple of options during the week. Whenever you’re in this position with anyone just check the school map at every opportunity and, if you can find them, go where they are to see if there’s a speech bubble... it’s a habit worth getting into anyway

just to see if something else has triggered... If you miss an opportunity (or date) with someone don't worry, just go back at the same time a week later (or, in some cases, the same time next day) and it'll happen.

Your days pretty much start at 06:00 when you wake up and end around 00:00 when there's the opportunity to sleep (go to your room and click on the bed icon). There doesn't appear to be any detrimental effect if you stay up as late as possible studying online courses but your laptop and "wait" egg timer icons disappear at 03:00 limiting any further actions.

School (Monday to Friday, 09:00–16:00)

Monday to Friday you'll spend time at school where you can begin interacting with people to trigger more of those events. Once 09:00 comes around your wait icon (the hour glass) will turn into a bus icon, clicking this will whisk you off to the bus stop where, earlier in the game, there are some important dialogues with Alice. Once you're further into the game the dialogues dry up and become the much more tedious "Nothing to say". Click on the dialogue options to progress and eventually you'll arrive at school for 09:00.

Once you've begun the game and gone through the introductions you'll be able to move around the school at 09:00 before going to class. A mortarboard icon will appear on the map to let you know where today's morning lesson will be but the timetable is as follows: Monday: English, Tuesday: Gym (variable locations), Wednesday: Math, Thursday: Biology and Friday: Computing. You need to go upstairs from the east corridor to Class D for English and Math, and those lower two icon rooms with a computer and flask on the icon for Biology and Computing (I'll let you work out which is which). Gym classes move around so you'll have to look at the map for those (or wander around from the gym to the pool to the baseball field...).

Attending each lesson will increase your skill in that topic (although occasionally you will be presented with a test you need to pass to actually gain the point) and will unlock other options throughout the game. Because of the tests, and sometimes other choices that need to be made, it is a good idea to save the game just before beginning the actual lesson so you can return to try out other options. Incidentally, you will also need to have a high enough skill level in certain topics when it comes down to helping Alice with her homework when you begin that event. Once you've completed all the included lessons there won't be anything left to do other than clicking that "Skip to 12" icon.

At 12:00 you go to the cafeteria (or in some cases the yard) to have lunch which will continue the storyline with whichever related group or individual you choose (at first this will be Alice's group but over time you will get introductions and invitations for others). Check the notebook and look at all the event icons to see which groups you need to be spending some quality time with.

After lunch it will be 13:00 (remember to check the map to see where everyone is) and you can make your choice by going to whatever extra lesson is available. At first you won't have unlocked anything so it'll mean clicking on the "skip to 16" icon but as you progress more of the rooms will be open to you: Photo Studio (except Tuesday), Pool (Thursday and Friday), Gym (Monday), Dance Studio (Tuesday and Friday) and Field (Monday). Prior to version 1.0 you could study in the Library to increase your intelligence, now all you need it for is a meeting place for people from time to time! You will need to keep attending those classes to further the storyline and unlock more interactions...

After the final class it will be 16:00, sometimes another good chance to look around for people before going outside to get the bus home.

Weekends

Saturday and Sunday can tend to turn into a grind (lessons at school occupy a good three hour chunk of time but at weekends you're going to have to step through them one by one), especially earlier in the game when you don't have too many events running and things to occupy yourself. During the day breakfast is at 09:00 and evening meal at 20:00 as always. Take this opportunity to use the time by going to your room and studying online to raise any skills (Massage, etc) you need. As the game progresses you can fill the other hours with going on dates, working in the bar or going to the dojo downtown (see event walkthroughs for more information).

Laptop

Access this by going to your room and clicking on the laptop icon in the bottom right corner of the game screen. There are a few icons on here for you to use – although some might not be usable until further in the game when you've triggered events. The four on the left are a folder (where photos will appear later in the game), **e** (your web browser for a couple of events when you need to search online), a shopping bag (for online shopping, with five stores to visit which will probably be empty until you discover what to buy) and a pile of books (to take one of three online lessons to increase your Stealth, Massage or Persuade skills – at a price!). Top right will be your spycam (for looking into the bedrooms when you've installed the cams) which needs to be triggered in a later event. You can close some of the programs by clicking on the in the top right of the in game laptop like you can in Windows – just be careful you don't click the wrong one and shut down your game if you're playing in a window!

The following pages are individual walkthroughs for each of the events in the current game – my version number of this document is the game version it covers. Don't consider the rest of this Player's Guide as a full walkthrough – please play and enjoy this game but if you're struggling with progressing through an event have a look at these mini-walkthroughs to find out where you may be going wrong...

Updates / additions to *Unofficial Player's Guide* since version 1.6

- Edited “Nerds Route” and added “Nerdy Girl” event,
- Updated Gym Lessons and added “Trouble In Paradise” event,
- Updated “Sweet Mother” event,
- Updated “Trouble In Hell” event,
- Updated “My Young Teachers” event,
- Updated “Teens Are So Cute” event,
- Edited a few minor typos and omissions, plus some more image changes...

If there are ever any future corrections or updates to this Guide you will find them [HERE](#).



ALICE'S GROUP ROUTE

Once you've lunched with Alice's group a few times a new option opens after your Spa date with Emily (see "Meet Emily" event on page 29).

When you talk with them at lunch they'll ask about your date and it'll be suggested they all meet up after school. At 16:00 go to the downtown map and you'll see Emily's icon next to the park push pin – click on the pin and there will be an "Alice's Group" icon to click to begin the Spa date again, this time with company.

Next day talk with the group at lunch (or any other lunchtime when they're all together) and you'll now have a regular Spa date which you can arrange for any day at 18:00 simply by clicking the phone's party app and selecting the specific icon.

When you've triggered the "Asian Lesbian" event (see page 6) you will eventually also get to organize sleepovers with the group (see table below for more details), which you can do every few days using the party app on your phone once you've bought alcohol.

There are twelve possible outcomes with the sleepover depending on the amount of drinks each girl is given and you can't pick the same girl twice in a row so a little thought needs to be put in to your selections. Once everyone has had the two drink minimum you can choose to end drinking or continue picking girls:

	Ako	Alice	Emily
Not drunk enough so everyone goes to bed (boring!)	2	2	2
Ako gets drunk and strips	3	2	2
Ako plays with Alice then rewards you with a blowjob	2	3	4
Ako plays with Alice and rewards you with sex	3	3	4
Nate has sex with Alice	4	3	4
Nate has sex with Emily	4	4	3
Nate has sex with Emily while Ako watches	2	4	3
Nate has sex with Emily with Ako's assistance	3	4	3
Nate has sex with Emily & Alice	4	3	3
Ako has sex with Alice while you have sex with Emily	2	3	3
All girls drunk in a foursome	3	3	3
Everyone is too drunk and pass out (also boring!)	4	4	4



ASIAN LESBIAN

For this event to trigger you first need to have been to the first Spa group session then on Tuesday at 16:00 in the West corridor you can talk with Ako where she will ask for help converting Alice into a lesbian.

As per Ako's instructions go talk to Alice in your room at 20:00 and ask her how she feels about Ako and lesbians. Go report back to Ako the first chance you get (try 09:00 on Thursday as you enter the school) where she'll suggest you organize a sleepover.

Go online and buy some booze for \$25 and wait until a lunchtime when the entire group is together (you need Emily present) – Ako will bring up the suggestion of a sleepover with everyone. During the evening meal Alice will ask for Maria's permission to have a sleepover on the Friday night.

Once organized it's *imperative* you don't give Maria a message at 21:00 on Friday if you're doing the "Back Pain" event or you'll miss the sleepover event completely. If you do as you're told then, at 22:00, the gang will arrive for their sleepover. The first one is out of your control but it explains how the alcohol levels will work for the next ones you can arrange (which *you* control!). Emily will pass out drunk (at 4 drinks), with Alice drunk (at 3 drinks) for Ako to play with. Once you've talked to the group at lunch time you'll be able to organise sleepovers every few days, once you buy some alcohol, by sending a party message on your phone (see Alice's Group Route on page 5 for more details on what combinations you can get).

When you chat with Ako at school at your next opportunity she will ask what you thought about the sleepover and tell you the next step in her diabolical scheme – she wants to be invited around to your home and for you to supply another bottle of booze.

Go home (and buy another bottle of booze on-line) then have a chat with Alice in the terrace at 18:00 where you suggest to Alice it might be nice to invite Ako round. At 21:00 Ako will appear – everything is going according to plan. Provided you have the bottle of booze Alice and Ako will retire upstairs and you get to spy on them. Things don't go too well so it might be the right thing to have a chat with Alice in the living room at 09:00 before catching the bus.

After another conversation with Ako you'll be given your next set of orders – organize a Spa date! Ako also now owes you a small debt (which can be claimed after your break dance sessions).

Click on your phone and use the party app to organize the Spa date for everyone then pop along downtown at 18:00. Ignore all options except "Stay with Emily (Spy on Alice & Ako)" and after the show you'll be allowed to invite Ako around anytime you want using the phone book app – use it to invite her around in the afternoon and she'll appear at 17:00 (or 16:00 at weekends). You will now get the added option of being able to invite her around in the evening so it's a good idea to send another message so she can come around at 21:00 – this time the little minx will bring her own booze!

Now, keep inviting Ako around for afternoon sessions by the pool to raise Alice's lust for her and on the third occasion she'll enlist Mimi's help where the girls end up topless, you naked and, eventually, Mimi is also stripped!

When Mimi runs off there are four choices to make here:

Ako should go [Follow her] – you spy on Ako as she gets kissed by Mimi. When you repeat the event and follow Ako a second time you will spy on her giving oral to Mimi (with further steps in future updates),

Ako should go [stay with Alice] – you, of course, have sex with Alice while you're alone,

Alice should go [Stay with Ako] – you get to claim your reward of a blowjob from Ako,

No one should go – boring, nothing happens. Don't bother with it.

You can invite Ako around in the afternoon again to repeat the above scenes and try out all the possible combinations if you so wish.

Now you're almost there! Click on your phone and use the party app to organize a Spa date for everyone then pop along downtown at 18:00, once again ignoring all options except "Stay with Emily (Spy on Alice & Ako)". Alice's lust for Ako will finally be high enough for her to take things to the next level!

To complete this part of the event simply invite Ako around for the evening and when they go upstairs you'll spy on them to see Ako will owe you a big favor (claim after the break dance session in the form of a blowjob!)

TO CONTINUE YOU HAVE TO UNLOCK AND ALMOST COMPLETE THE "RUNNING" EVENT – SEE PAGE 38. IF YOU HAVEN'T ALREADY DONE SO PLEASE GO AND GET AS FAR AS THE POINT WHERE YOU CAN SEND AN INVITE TO AKO...




Inviting Ako to go running using the address book on your phone means she'll turn up (with Alice) at 07:00 in the woods. The first run is just a simple one, a little bit of flirting going on but nothing major. When you invite Ako to go running a second time Alice and she will go behind a tree for a pee – and other things! Nate spies on them but eventually gets caught.

Find the opportunity to have a chat with Alice about what happened. Nate will say he's OK with their special relationship but would like to join in – you will need to send Ako a text message to arrange an evening visit so you can sort all this out. Once the conversation has been had Ako will know exactly what the situation is and all her future meetings with Alice will need to have Nate present!

Send Ako another text inviting her around in the evening and the three of you will have a threesome. This has completed the event but keep inviting Ako for some different activities.

NOTE: It *actually* says "event finished for now" so, hopefully, there will be more of this storyline to come in future updates.



BACK PAIN

One evening meal this event will begin when Maria will complain that she has back pain – this signifies the event has triggered but you have to remain patient. There will be quite a lot of waiting on this event with no real clue as to how far along you’ve become.

Eventually, during another meal, Maria will say she’s still having back pain. Alice will suggest you do it but Maria will say she wants a professional. Continue waiting for another meal to come around where Mimi will suggest a friend of hers. A week or two later, one Monday or Thursday at 19:00 Mimi will introduce you all to Martin who will begin massaging Maria in her room every Monday and Thursday at the same time. Make sure you’ve bought two spycams (see page 68 for more details) and installed them in both Maria and Mimi’s bedrooms (just buy them on-line, walk into the rooms and click the icon in the upper corner).

When they’re in her room go and watch the plot unfold on your laptop (do this before helping Alice with her homework, if you’re still doing that event, as that way you’ll be able to fit both in at once). After the second session ~~the snake~~ Martin begins to join you for evening meals.

After the meal he’ll join Mimi in her room so you’ll have to spy on them. Wait until 21:00 and you’ll now find him at the pool (making himself at home the dirty...) and you can get to have words with the SOB. At this point you will have triggered the next event “Eliminate The Competition” (see page 16). If you want to there are further scenes for you to watch up to the point where Martin starts having sex with Maria in her room and then Mimi in hers – if you want to avoid all that go and read the next event *now*, otherwise keep watching the scenes until you’re ready to proceed.

AT THIS POINT YOU CANNOT CONTINUE WITH “BACK PAIN” UNTIL YOU’VE COMPLETED “ELIMINATE THE COMPETITION”. GO READ THAT EVENT AND THEN COME BACK HERE TO CONTINUE...

Once you’ve got rid of Martin the next step is to replace him as Maria’s Masseur. For this you have to make sure your Massage skill is at least 6 and approach Maria at 21:00 in the living room to begin. For the moment there isn’t too much content here... keep returning at the same time to give Maria a massage (to remove her shirt you need to be level 8 Massage), when you get to the stage of unhooking Maria’s bra you’ll get caught by Mimi so the next time you’ll suggest going into Maria’s room for privacy (Persuade will need to be level 7).

Keep going to her room as often as possible but once you get to the point where you remove Maria’s bra you won’t be able to progress any further without finding someone to get advice from. This is where it’ll get a little complicated as it depends on what you did earlier to get rid of Martin!

If you are friends with Martin: You will have already received a text from Martin inviting you to go downtown for a drink anytime at 18:00 which will have been a subtle hint for you. Take this opportunity to go and chat with him and he'll give you some tips for increasing Maria's lust – go away and try giving her a massage again as this time you'll get to touch her breasts.

Return to Martin on another evening for more tips and then, when you give Maria her next massage you'll now be able to finger her. *This event won't progress any further until you complete the "Sweet Mother" event (see page 41) where you'll be able to take things to the next stage and give Maria oral sex.*

OR

If you elected to give the flashdrive to Vanessa: Well, how else do you find out information? Go look on your laptop in the bedroom and, on the internet, "Ask on forum how to massage a girl and to further". You'll read some tips for increasing Maria's lust – go away and try giving her a massage again as this time you'll get to touch her breasts.

Return to the laptop in the bedroom and on the internet "Ask on forum how to massage a girl and to further". When you give Maria her next massage you'll now be able to finger her. *This event won't progress any further until you complete the "Sweet Mother" event (see page 41) where you'll be able to take things to the next stage and give Maria oral sex.*

As a bonus there is some extra content with Vanessa on this route. You need to meet her at the downtown gym so you'll have to trigger the Populars route and begun visiting the gym (see page 38) where you will be able to talk with her when she trains on Mondays and Thursdays. The first time you speak to her on the treadmills you will simply remind her who you are and she'll invite you to train with her anytime you want.

Your first training session with Vanessa means you'll simply be running alongside her. The next time after your treadmill session she'll invite you to join her in the sauna where she'll tell you she used to train with Martin and will invite you to join her in the sauna again.

The next time you see Vanessa in the gym you won't be able to train with her but if you return to the gym on Tuesday or Friday and look in the sauna at 21:00 (she doesn't train those two days but does use the sauna) you'll be able to talk to her there and she'll invite you to take some photos for getting revenge on Martin. Go home and check out the photos on your laptop!

Return to the gym on Monday night at 20:00 and talk to Vanessa again as she's running on the treadmill. She takes you back to the locker room to tell you the photos worked and made Martin angry. You, of course, suggest taking some more photos!

Return on Thursday at 20:00 to find Vanessa at the gym where you can join her training again and, afterwards, she'll invite you back to the locker room to talk about the photos having lesser reactions from Martin. You suggest some other type of photos will have a better effect – a blowjob followed by sex! *You've now completed this extra, one off, event.*



BIG SISTER

Keep chatting with Mimi whenever you have the opportunity (the speech bubbles will appear when she has something to say). Eventually, when you've done enough to get to this point Nate will invite her to go for a drink where she'll talk and speculate about your possible girlfriends. This event has now triggered and you can finally begin your seduction of Mimi.

Go to the lounge at 22:00 to catch Mimi watching TV and have another talk with her. The first time won't amount to much but try going back another night. The second time you'll attempt a bit of light massage, which she'll like and invite you to visit her room at 20:00 or 21:00 (when she reads) for a proper massage.

The first massage you will only manage to remove her shorts. Return another night and her panties will come off and Nate gets to finger her. (At this point, if you have unlocked the Spa event, you will now be able to invite Mimi to join you but you'll first need to talk with Emily when she's has lunch alone on Tuesday or Friday. After Okaying it with Emily you can send a text to Mimi and invite her to the Spa at 18:00 anytime you want.)

Go to the Living Room at 22:00 to watch another movie with Mimi – how about trying out those special massages again. After Mimi's orgasm you get a promise that she'll return the favor if you join her in the shower when everyone's asleep! Now, when you go to the bathroom at 23:00 and walk in she'll be quite pleased to see you – so pleased, in fact, Mimi will give you a blowjob.

The special massages between 20:00 and 22:00 are now repeatable along with joining Mimi in the shower at 23:00. In addition, you will now be able to go to her room at 00:00 to have sex with her (click on the heart icon next to the door).

Congratulations, Mimi is now your sexfriend!

Find an opportunity to speak to Mimi – there are plenty of chances when she's by the pool in the afternoon – to talk about your relationship. She'll make it clear that you're not the only one and it must be kept a secret. Hope you're OK with that... The event has now been completed.



BLACK & WHITE

First you need to trigger the Cheerleader's route (see page 13). While going around getting to know the cheerleaders better this event will trigger as soon as you talk to Christy and Karly (Monday at 13:00 in the yard is a good place to catch them).

During your next lunch with the Cheerleaders you'll discover your new quest is to find the locker room key for Christy and Karly so they can continue their romantic trysts! As the event text says, you need to talk to Bill to find a way to get the key... this will mean waiting until the next day at 12:00 so you can speak to him at lunch in the cafeteria.

Bill will tell you to go and pay Jo the Janitor for the key – if you go straight after the conversation to the janitor's room (the door icon is the hallway) you can walk straight in and collect it free of charge (there's a star icon on the bottom left drawer of the bank of filing cabinets – just click on it). If you go to the janitor room when he *is* in (which is usually at 16:00) I'm afraid you have to choose to pay him \$150 for it or try later when he's not around (keep checking for opportunities of him not being in the room).

When you have the key approach Christy and Karly when they're in the yard together (Monday at 13:00) to give it to them. Now all you need to do is catch them when they're in the locker room! This happens every Tuesday at 16:00 after they've been in the pool – you don't need to use the pool yourself, just go there at 16:00 and there will be an icon to click – you can catch them there four times with increasing participation raising their relationship and lust values in the process.

After the last little get together you'll know that Christy needed to discuss something with Karly before continuing with your little liaison so go talk to the girls the next time you see them together in the yard (Monday at 13:00). Christy will explain they no longer want you to join them in the locker room but will give you her address so you can visit after school.

Your first time there will be a visit with just Christy but she'll invite you back after school another day to take photos of her with Karly. Go back to take those photos, which Christy promises to send you and will appear in the folder on your laptop when you return home.

After this you need to talk to them back at school (try Tuesday morning at 09:00 when you enter the building) and they'll thank you for the photos and invite you back to take some more! Once again, after the second photo session you need to talk with them back at school and now you'll discover you've got their trust and an invite back to Christy's home after school for one last photo session.

One more conversation with them at school and now your reward is you can go visit them after school anytime you want. Some days you'll find Christy alone but when both are there you get three options for you to try: "I want to watch you", "I want Karly" and "I want Christy". Enjoy!



BREAK DANCE

Once you've spent a little time with Alice's Group one day during lunch Ako will tell you she likes to go to the dance studio at 13:00 on Tuesdays and Fridays – inviting you along. This now triggers another event.

Once you've watched she'll invite you to dance with her the next time you go, as long as you have some shorts (which you should have if you've been doing yoga with Mimi!).

You can max out your Break dance skills to level 5 but keep going after that because, when Ako owes you a favor, you can get extra content. This will depend on your progress on the "Asian Lesbian" event (see page 6) – get her invited to your home and you can ask for a striptease or a blowjob (although at this point you'll only get a hand job). Once the "Asian Lesbian" event has been completed she owes you a bigger favor and you can get more of a strip tease or that blowjob you requested!

You have finished this event for now – more in future updates!



Ako and Nate Bust Some Moves



BUSTED

For this event you will have needed to complete the “First Time” route (see page 18) so you’re regularly having sex with Alice and **be at least sixty days into the game** [my thanks to *Walkius* and *Kara Zor-El* for passing on information about the time delay]. One morning, after having sex with Alice, Nate wakes to an empty bed. He goes downstairs to find her and they end up having sex on the sofa in the Living Room – only to be discovered by Mimi (busted!).

Find an opportunity to talk with Alice where Nate will suggest Mimi can’t have said anything to Maria so she probably wants something in return. Go speak to Mimi when there’s a chance and she’ll reveal her diabolical plan.

Wait until 22:00 and go report back to Alice in your room – as you’re in the middle of telling her the bad news Mimi will walk in saying you’re now going to be her sex slaves: she won’t tell Maria about your affair but wants to watch you having sex whenever she wants!

Now, at 22:00 in your room, there will be two hearts next to Alice – the usual one to have sex with her and another with the caption “Wait for Mimi”. Click on this new heart to begin going through the various scenes with Mimi watching... (the journal entry will stay at “Talk to Alice when she’s in bed” until you’ve gone through three nights of Mimi watching.)

First time Mimi will just get Alice to bend over without her shorts while Nate jerks off. Second time (or “level” as Mimi puts it!) Nate has to actually fuck Alice in front of her. The next level is a repeat of the last one but Nate has to put a finger in Alice’s ass.

Now, when you go running with Mimi on Saturday after breakfast she’ll invite Alice to join you. During the run Mimi will make Alice give Nate a blowjob – and take photos for her own private collection.

The event is complete for now, hopefully with more to come in future updates.



CHEERLEADERS ROUTE

Have a chat with the Cheerleaders during their practice in the Dance Studio on Thursday at 13:00 when they’ll invite you to eat with them anytime during lunch. After your first lunch you will now need to speak to all the individual cheerleaders to get to know them better – this is done by approaching them in pairs so keep an eye on your map to find times when Christy/Karly and Mayo/Iris are without the others (Monday at 13:00 is a good time to try as one sub-group is in the yard, the other in the Dance Studio!) – see “Black & White” (page 11) and “One, Two, Cheers” (page 35) for more details.

You’ve finished this event for now – more in future updates?



CLUBBER

Once you've progressed enough through the earlier Mimi related events a speech bubble will appear next to her (try in the evenings when you normally give her a "foot" massage) and Nate will enquire where she goes on Saturday nights. This opens up the "Clubber" event.

You first need to buy a dress for Mimi so pop along to your laptop computer and go online shopping in the clothes store where a nightclub dress will appear for \$80. Once you buy the required item go back to speak with Mimi – she'll immediately try it on (and even remove that damn hat in the process!) and reward Nate with an invite for Saturday at 21:00.

On your next Saturday go to Mimi's room at 21:00 and you'll see a glitter ball icon for you to click if you want Nate to go clubbing. First she'll take you to meet her friend – who turns out to be your boss and Lily's sister Abbigail (awkward!). The night is enjoyable and Mimi invites you to join her (and Abby) anytime you want.

When the next Saturday comes around once again go to Mimi's room at 21:00 and click on the glitter ball icon. There's another night out and the night club with Mimi and Abbigail – with Nate helping his boss home after she's had one too many.

On another visit to the nightclub Abbigail will become drunk again with a repeat of the previous night but she'll invite Nate to visit the nightclub with her during the week – this is an important step in the "Want Some Coffee?" event (see page 55). Now you'll find an option to "Organize a Nightclub" on your phone in the Party App, just send a message to Abbigail and then turn up at the nightclub around 22:00 or 23:00.

The next nightclub visit has some options with Mimi! After the night is over you get the choice of going home with Mimi (your only option at the moment). Read through the text until given two choices: "Go outside" or "end the evening" (Nate goes straight to bed. Don't do it!). After a session of Mimi and Nate kissing by the pool there are then another two options. Selecting the first option, "go in the pool" has some scenes of Mimi topless in the pool until she decides to call it a night and go for a shower – but Nate, of course, follows her. While in the bathroom you will again be given two options: "tear off her panties" (for sex in the bathroom) or "Stop and leave her frustrated" (after being left alone Mimi will storm into Nate's bedroom where they have sex in the bed beside a sleeping Alice). The second option, "Hug her", leads to some sex scenes by the pool. This night can be repeated every Saturday at 21:00 so you can try out all three sex scenes.

Fingers crossed in future updates there will be an option to go home with Abbigail but for the time being this event is complete.



DO I SEE DOUBLE?

Once you've triggered the Twin's group Route keep an eye out for your next opportunity to catch Ava and Mia when they're in the Library, have a look on Tuesday at 09:00 when you first arrive at school, and after the three of you spot Seth and Vicky having sex in the stacks the twins will get all embarrassed and disappear. Find them in school on Wednesday at 09:00 in Class B where they're talking to Lily about what happened with Seth and Vicky... after the chat they'll invite you to the park so you can talk more – without Lily.

Go to the park after school where they'll talk about their virginity and ask you to teach them about kissing... and other things. You'll be given their address so Nate can call round at 17:00. These sessions will go over a number of dates with you first teaching them kissing, then kissing in their underwear, teach boobs or hand job, teach fellatio, teach fingering, teach cunnilingus and finally, teach sex. Once all the lessons have been learned you have finished the event but can still go around to their house at 17:00 for sex. Once completed you'll also get to choose one of them for quick sex in the gym on Monday at 13:00 (but the other one won't be happy with you!)



The Twins Ava & Mia (or is it Mia & Ava?)



ELIMINATE THE COMPETITION

You need to follow the “Back Pain” event through to the point where Martin begins to join you for evening meals before this event triggers (see page 8).

The next time Martin comes around to massage Maria (either Monday or Thursday at 19:00 depending on how frequently you watched on the spycam) go to Maria’s bedroom. There will now be a Stealth icon to the right of the door – click it to enter the room. Look at Martin’s bag on the left hand side of the screen, about halfway up, and you’ll see a star shaped icon – click it to grab Martin’s flash drive!

The USB drive is encrypted so you’re going to need to hand it to Bill during lunch for his help. Let him have it overnight and speak to him again the next day at lunchtime where he’ll tell you what a scumbag Martin is (but we already knew that!). When you leave school at 16:00 you’ll be met by Ako who talks to you about Martin and says meet her and Bill downtown at 18:00.

When the time comes around (18:00) go to the map and click on the downtown push pin (Ako & Bill’s icons will be either side of it) to put your dastardly plan into action where the three of you follow Martin as he goes to meet Vanessa, his girlfriend.

You are now approaching the point of having one of two decisions to make: a) try to blackmail Martin or b) give the flash drive to Vanessa. Wait until Martin’s next visit and go speak to him at the pool – you’ll threaten to give the flash drive to Vanessa and he’ll counter offer to be your friend/wingman. If you don’t want to be his friend then take the second option and go downtown at 19:00 to give his flash drive to Vanessa. *This event is, essentially, finished now and you can go back to the “Back Pain” event whenever you wish.*

Once you’ve made your decision (either option will get rid of Martin for the time being) go and chat with both Maria and Mimi about him. After that first conversation with Mimi you can speak with her on another day at 17:00 in the terrace where she’ll take you on a one off shopping trip and your reward is a hand job in the changing room.

NOTE: We had been promised different outcomes linked to whichever decision you make and, unless there are any further developments to come, there really is only one choice to make. As Martin’s friend you will progress quicker with the “Sweet Mother” event (see page 41), *however*, you will also miss out on all the content featuring an encounter with Vanessa at the downtown gym after you’ve given her Martin’s flash drive (see page 9 for more details). I may well be biased but *as of the current version* it is *still* better to **not** be Martin’s friend – although I reserve the right to change my decision in the future!



FAMILY ROUTE

Eventually, during a meal, Maria will suggest you all don't spend enough family time together. It will be arranged that you spend the next Sunday together and the family time will begin automatically when you reach 13:00. First up is a trip to the country and, despite the girls squabbling a little, it turns into a nice family outing with the promise of doing it all again, this time a trip to the cinema next Saturday, which is arranged during the Monday morning breakfast. Nate and Alice will also be drafted into helping with the groceries on Wednesday after school – no getting out of it as Maria will be waiting the moment you return home! The shopping trip goes well other than Alice upsetting Nate a little bit as she talks about his own family.

On Saturday, at 13:00, Maria will appear and drag you all off to the cinema as pre-arranged.

You will now have two new options for your weekends at 13:00 with an icon in the top right hand corner to “Go see a movie” on Saturday or “Go to countryside” on Sunday. Unlike the first trip, on arriving at the cinema you get to choose between sitting next to Mimi or Alice (basically who you want sex with at the back of the cinema!). In the countryside you get the option to stay with everyone (with no extras), Maria (finger her), Mimi (for sex) or Alice (blowjob animation).

NOTE: On Thursday November 24 there's a slight variation to the usual evening meal – Maria brings out the turkey for Thanksgiving and then everyone takes a turn expressing what they're thankful for. This isn't really an event as such, just a one off, and nothing in particular happens but it's just a really cute touch Walkius included that I couldn't resist making a comment!



Alice, Nate, Maria & Mimi Return From The Cinema



FIRST TIME

On the second Wednesday morning you'll wake up with morning wood which Alice becomes fascinated with and examines! When you wake up she panics and runs out of the room. At 09:00, before school, have a chat with her in the living room about what happened to discover her self-confidence issues.

You'll need to have a one-to-one conversation with Maria after the evening meal and she'll suggest you do some research on the internet – which will open up the opportunity on your laptop.

Once you've done your research approach Alice at 22:00 when she's taking selfies on her phone and have a conversation with her. You'll suggest having a "kind of" date which she'll need to think about for a few days. Keep checking when she's alone until the speech bubble appears; now she'll agree to have a "date" on Saturday when Maria and Mimi are out.

In the evening of the big day, at 22:00 when everyone has left, she'll approach you for your "date training". You can practice this on the home screen... the more of a gentleman you are the longer the date will continue but pretty much whatever you do will lead to the same outcome (i.e. no sex!). Ultimately you need to end with a successful date, increasing Alice's Friendship and Lust levels – if you're struggling see the next page for an example date.

Approach Alice whenever you get the chance to talk about the date and find out she enjoyed herself. Wait until the next day and then talk to her at 09:00 in the living room before catching the school bus to ask her to take the relationship to the next level. She'll need to think it over for a while so approach her the next day at the same time where, if your persuade skill is 4, you will talk her into starting a more physical relationship – although you're going to have to take it slowly!

Talk to her again that night at 22:00 where you'll kiss and she will first give you a hand job. Wait until the next night and try again at the same time to progress a little further when she will now be little bit more relaxed until you try touching her pussy.

I said you were going to have to work through this slowly, because the third time you go to her in the bedroom at 22:00 she'll ask you to show her how to masturbate and you'll finally get a hand job. Still not satisfied? Well, the next morning make sure you walk in on her when she's in the bathroom because you'll now be treated with a blowjob!

Return the favor in the evening at 22:00 by going down on her... She is now ready and the next time you go to your room at 22:00 you will be able to have sex with her – finally! Have a conversation with her in the living room at 09:00 before school to finish the event.

As Alice has lost her virginity you can continue having sex with her in different rooms: blowjob in the bathroom (07:00 weekdays or 08:00 at weekends), cunnilingus in the bedroom (08:00 weekdays if your persuade skill is 5 or more), sex in the bedroom (09:00 weekends), sex in the terrace (18:00), and at 22:00 in your bedroom you can choose to go down on her or have sex.

ALICE DATE WALKTHROUGH

I've been asked a surprisingly large amount of times to provide a walkthrough for this date. While what I'm putting in here is not a definitive solution I have tried to get as many of the different picture scenes as possible – including the topless views of Alice in the Living Room and at the Pool – ending with an increase in Alice's Lust and Relationship values.

Stay in the living room

You're very beautiful tonight → Alice, remember! We're trying to do a normal date!

Of course, you're beautiful!

Do you want to play a game? → The truth or dare game

Yes, I'm serious. Let's begin. Truth or dare?

Do you like me?

Dare → Do it → Your turn now!

Do a lapdance! → Oh yeah! → Nice! → You have to strip during a lapdance! →

Continue → Continue

Dare → Do it → Your turn

Remove entirely your top → The view is perfect!

Let's go somewhere else

Go to the pool

I really like the view

I mean the sky is perfect

Let's just sit and talk → Is that bothering you?

Why? I'm sure a lot of guy'd like to see them → And you don't care if I watch them? →

So I can watch you naked? → Okay

Continue to stare at her boobs → Maybe → Touch her boobs → Continue

Are we not suppose to kiss during a date?

Why not just a kiss for now → Kiss her → Continue → Yes →

Because I really like you → And me to have you

I'm just interested by yours

No, just yours → Continue → Get out of the pool

Got to the bedroom

You have a nice room → Alice...What do you think...? → Sit on the bed

Kiss her

Remove her shirt → Remove her bra

Remove her pants

Lay and kiss her → Grab her breasts → Masturbate her → Sorry → Okay → Of course
{Sleep}



GINGER

Once you've begun the Twins' Group Route and you've got a decent relationship going with Lily (you did follow my advice on page 55 and go those days she works at the bar, right?) this event will trigger.

Find her in school to talk to (Try Friday in Class B at 09:00) and she'll invite you to meet her for a coffee after school. At 16:00 check the downtown map and there will be an icon of Lily next to a push pin – click the pin to go for your drink with Lily. At the end of the date she'll ask if you'd like to go to her apartment after school to help with her homework.

Now, after school (or 16:00 at weekends), there will be a push pin on the downtown map so you can go visit her (except when she's working in the bar). Your first visit will be mainly studying but you will get a kiss.

The second time won't be much different but she will ask you to talk with her at school the next chance you get (try Fridays at 09:00 in Class B) where you can invite her back to your place to try out the pool. She'll be waiting for you when you step outside of the school building and will ride back on the bus with Nate and Alice. From this point on you will be able to invite her anytime you want by sending an SMS on your phone (keep inviting her to follow the storyline through until the climax: a threesome with Alice!)

For your next study session at Lily's home she will now go topless and allow you to finger her but not much else for now. Your next visit you get to have sex – until Lily's screaming in ecstasy attracts the attention of her big sister and you get busted in flagranti! Meet up with her at school (try 16:00 on Tuesday in the East corridor) and now you can have sex with Lily after school when she's not working at the bar.



The Lovely Lily Meets Nate At His Pool



HALLOWEEN EVENT

When arriving at school during the final week of October you'll be approached by Iris who'll inform you Halloween is approaching and she's going to throw a party – inviting you along with the rest of the school (except the nerds, obviously). Like the Alice and Emily dates this is a one off event as far as the game is concerned but you can play through all the various options, or practice them first, on the main menu screen under the “Date Mode Special Events” option – check under the “Achievements” label for a scrolling page of twenty-two goals to tick off (just as you would do in the notebook).

If you want to attend on the 31st (and why *wouldn't* you?) you'll need to buy a Halloween costume from the online shop in the clothes department for \$70. If you haven't got the funds at this point make sure doing some shifts in the bar is your priority to get your costume or you'll miss out. Once 19:00 comes around Alice will meet you in the Living Room and you'll set off for the special event.

During the party there's a slightly different game screen with only the timer journal options available with various other movement icons to go into the other rooms. Keep a check of the journal as this now only lets you know how many drinks each member of the party has drunk (which is important depending on which achievement you want to attain – see below) and which two drinks you're carrying (more of that later). In each room move your cursor around to see who you can talk to or what objects are available to interact with (they turn pale).

21:00

When you first arrive talk to Bill and Chanise on the couch where your friend will suggest you circulate and say hello to everyone – so let's do just that. Try to have a chat with Vader in the corner – all he'll do is breath at you but this is an important step for later. Now go and have a chat with Alice and Ako – they'll wonder where Emily is and send you off to find her. Step outside onto the balcony (bottom right icon) to find Emily sat on her own. Once you've spoken to her she'll go inside to join Alice and Ako. Have a quick chat with the other two couples while you're out there before returning to the living room to speak with Alice's group once again.

Go into the kitchen (bottom left icon) to say hello to your hostess and then speak to Hailey and Lily by the drinks – Lily is having trouble choosing what to drink so you'll not be able get anything for yourself just yet. Leave the kitchen, back into the living room.

Go upstairs to the bathroom to find the Twins; after you speak to them you'll discover their latest disaster. Check in the bathroom cabinet where you'll find some make-up – take it and then speak to the twins again. Once you've given them the make-up the disaster is averted, they'll also tell you they were going to advise Lily to have a vodka-orange. Go back downstairs and then into the Study (the icon above the kitchen) to find Seth and Vicky – have a quick chat and leave them to it.

Go back into the kitchen again to speak with Hailey and Lily. Suggest Lily try a vodka-orange and they'll go back into the living room, leaving you with free access to the drinks where you can choose one beer and one glass of something else (Vodka-Orange, Booze, Rum-Coca or Sprite) –

your decision will depend on which achievements you're trying to complete. Have another chat with Mayo and Iris – first ask them who Vader is and then talk to them again, when the option comes up select “Make Iris and Mayo leave the kitchen” – you now have access to those pizzas on the kitchen counter but more of that in a moment!

When you return to the living room the Twins' group will be all present and correct so go over and talk to them – you'll get a hint about Hailey having a nut allergy. Pop back up to the Study to listen in to Vicky and Seth's conversation with Iris – there are two conversations depending on whether you're dating Mayo or Iris (and an option at the end of the party will appear *only if you're dating Mayo!*) Exit the Study and go up to the bedroom to have a chat with the talkative Charlotte sitting all on her lonesome. If you're dating Mayo there's another insignificant chat to be had outside on the balcony but only go out there if you're looking for completeness.

Go back into the kitchen and click on those pizza boxes where you'll be given three options: “Leave” (do nothing with them), “Add an ingredient” or “Hide Lily's one”. Your extra ingredients, should you choose this option, are “Nothing”, “Pepper”, “Salt” (allows you to give beer to Emily), “Mushrooms” or “Nuts” (to make Hailey ill). You *can* hide Lily's pizza and then click the boxes again to add an ingredient but you can choose *only one* extra! So choose wisely.

At this point you should have exhausted all the talking options and, should you click on everyone again, will only have “Leave” options. Depending on which achievements you're attempting, you can take this opportunity to give out a few drinks such as a Vodka-Orange to Alice and some booze for Seth and Vicky. Click on the timer icon (top left) advancing the party to:

22:00

Everyone will congregate in the Living Room and the pizzas will be handed out. If you elected to hide Lily's pizza during the 21:00 phase you will have options to complete one of two achievements here:

Where is the pizza?

When it's discovered Lily's pizza is missing she goes into the kitchen to find it and a “**! Follow Lily**” icon will appear in the top left hand corner for you to click – where you will be treated to a blowjob behind the counter, almost getting caught by Hailey. If you opted to add nuts as an extra ingredient to the pizza you will eventually see Hailey falling ill and going upstairs to the bathroom where a “**! Follow Hailey**” icon will appear at the top of the screen. It's actually better to wait until *this* moment before following Lily because you will get the blowjob *without* an interruption although there's still very little difference to the scene.

If you click on the “**! Follow Hailey**” icon you will go with her to the bathroom to help out, which includes opening the dress for a nice view of her boobs. (If you didn't hide Lily's pizza she will be the one attending to Hailey and you'll be told to leave the room). However, there's no achievement crossed off for doing this so probably your best alternate option is:

Fucking pervert!

Okay, so you've hidden Lily's pizza to get rid of her (not following into the Kitchen when she leaves) and used nuts for the extra topping to make Hailey ill. If you *don't* click the “**! Follow Hailey**” icon when she leaves your conversation with Bryan and Dan continues until you get the option to “Encourage him to follow her”. Once Dan leaves your conversation moves to Charlotte but you still have the option to “**! Follow Hailey**” which, if you click, Nate will now sneak off to the bathroom and spy on him stripping Hailey and masturbating over her.

If you didn't add nuts to the pizza and instead used the salt Emily will find it a little too salty and become thirsty. Your options are to offer her water or a beer – something a little alcoholic would be better to loosen her up for the party, don't you think? (Actually, you'll only need to do this if you want to complete the Midnight Swim achievement at the end of the party.)

Once you're free of the set piece you can now wander around talking to people and continue the party event. First of all have a chat with Bryan and Dan, asking them if they know who Vader is and then have a talk with Karly and Christy to find out they like Coca – feel free to go and fetch them a Rum-Coca from the kitchen. Actually, while you're in the kitchen why not get a Vodka-Orange for the Twins as they're standing there talking? And before leaving the kitchen have a quick chat with Ako about Alice...

Depending on which achievements you're aiming to complete this might be a good opportunity to also fetch a second Vodka-Orange for Alice – it won't hurt to do it anyway unless you particularly need to complete the “Just think I'm Alice” achievement).

Go upstairs to the Bedroom and try talking with Chanise and Charlotte – they're having a girly conversation and will send you away. Hmmm, wonder what is in that bedside cabinet? And we could also make use of this room later – wonder if there's a way to get rid of them?

Go back to the Living Room and have a chat with Bill. First talk to him about Chanise for a solution to get rid of the two girls in the Bedroom. He'll suggest you go and spill a beer over them. Okay, that's one way to do it (actually, if you ask him again he'll do it all for you but that's the boring route!). Go into the Kitchen, get a beer (unless you're already carrying one) and then return to the Bedroom. This time when you click on Chanise and Charlotte you'll have the option to “Try to kick them out” – this leads to you spilling the beer over Charlotte and you'll take her to the Bathroom to help dry out the skirt.

Return to the Bedroom you can now look in the bedside cabinet to discover the dildo – hide it in the bed or take it to the study to hide behind the chair, depending on which of the achievements you want to complete. It is possible to take the dildo from where you hide it and move it to another position to complete more than one achievement in each pass if you think it through...

Go back to the Living Room and ask Bill why he's looking so upset. He wants to get laid so, as he's your best friend, why not consider helping him out? You're supposed to go around all the girls talking to them about Bill to set him up – but you only need to choose between the options of the Twins (so you and your besty can share them) or Iris/Mayo (the one you're *not* dating) so go talk to those you decide to use and then report back to Bill (if the option doesn't appear then talk to Karly and Christy, when you try Bill again it will work). The pay off for this will come at 23:00 and I'll cover it more when we get there...

Go to the Study and speak with Iris and Mayo to make them leave and begin circulating – this leaves the Study free for a couple of later options (if you're choosing one of them for Bill you'll need to speak to them about him *first* and *then* talk a second time to make them leave). Note, when Iris and Mayo leave they'll go and talk to Alice and Emily on the balcony and you'll no longer be able to give Alice her second drink.

Pop outside onto the balcony to have another try at finding out who Vader is by chatting to him again... he still won't tell you but at least you've now got him talking. You've also triggered the next step so go upstairs to the bathroom (if Hailey had been ill from a nutty pizza she may still be in here so ask her how she's feeling), if you look at that plant in the corner of the room you'll discover a photo of Charlotte – take it, it's a clue! Now go back downstairs and chat with Bill about the photograph.

If you've stashed the dildo behind the chair in the Study go into the Kitchen to have a final word with Ako about Alice to let her know you've got a cunning plan.

I am the Black Panther!

If you haven't already given Seth and Vicky booze now's your chance to go get one before heading out onto the balcony, click on Vicky and Seth (give them the booze if you missed it earlier and then click on them a second time) provided you've already got rid of Charlotte and Chanise from the bedroom you'll be able to listen in to the conversation. Go back up to the bedroom and click on them so you'll get three options: "Leave" (booring!), "Spy on them" (fairly obvious but it won't complete this achievement), or "Interrupt them". If you choose the third option Seth will try to be the big man as usual but you manage to knock him unconscious and take his costume – hmm, I wonder what mischief we could get up to pretending to be him? How about going out onto the Balcony and talking to Vicky. Choose the option to put on Seth's costume and claim your reward – sex with Vicky!

You should have now exhausted all options so click on the timer icon advancing the party to:

23:00

Time for a dance... who will you choose? This will all depend on which achievement you want to complete and if you've done the pre-requisites before hand...

First of all select the "Dance with Bill" option. Provided you've gone through the conversations already mentioned (and specifically spoken to the Twins or Iris/Mayo about him) when you dance with Bill you'll ask the girls to join you both (I have come across a bug here so if you *haven't* done the pre-requisites the game may hang if you try to dance with him). Once the dance with Bill and the girls is complete you should also be able to choose one of the others to dance with or click on the timer icon to advance:

"Dance with Lily" (If you yell, your sister will come)

After dancing with Lily she'll go to the bathroom and invite you to follow her – just click on the **"! Follow Lily"** icon (bottom left). The bathroom scene begins with you fingering Lily just as Twin Ava catches you in the act and you end up fucking her with Lily watching.

"Dance with Alice" (Cozy bathroom)

This is the first and easier outcome when you dance with Alice. She'll get turned on during the dance and will leave for the bathroom, click on **"! Follow Alice"** to go with her to have sex. This one will happen even if you've not been plying her with drinks during the event.

"Dance with Alice" (Just think I'm Alice)

If you've hidden the dildo in the Study behind the couch, and had the two conversations with Ako, after the dance when Alice gets turned on an additional icon will appear so you can **"! Follow Alice and Ako"** to spy on them. If you didn't give Alice both drinks during the party she'll not be drunk enough and will run away when Ako reveals the dildo – return to the Study and ask Ako why she's upset where you'll get the opportunity to use the dildo on Ako. She'll now leave the party early. If you go out onto the Balcony to ask Alice why she's so sad she'll leave with Emily.

"Dance with Alice" (What is a dildo? & I want my reward!)

This is the same as the above paragraph except you need to have progressed enough in the "Asian Lesbian" event (see page 6) and made sure Alice has had *two* drinks to get drunk enough. This time, when you've clicked the **"! Follow Alice and Ako"** icon Alice won't run away and you can spy on her and Ako using the dildo on each other. Don't forget to claim your reward – simply go out to the Balcony and click on Alice's group so Ako can take you back to the Study.

“Dance with Karly and Christy” (**No tool? Use your tongue!** or **A tool? Use that tool!**)

If you try dancing with Karly and Christy without getting them their drinks earlier I’m afraid you’ll just be turned away (and have to choose another option!). Also, there are two different achievements depending on whether you hid the dildo in the bed earlier or not (I’ll leave it up to you to work out which is which!). To complete *both* you’ll need to play through twice doing each method but it’s always fun watching the two lesbians find new ways to pleasure each other so why not? All you need to do is click “**! Follow Karly and Christy**” when they’ve finished dancing with each other and decided to sneak off to the bedroom.

Of course, you don’t *have* to dance with anyone. There is still the exit door in the bottom right corner to go out onto the balcony where you can begin the Kinky bottle game achievement. Hailey, the Twins, Emily, Iris and Mayo are sat in a circle ready for you to join in. This first section will just be a set piece with various dares with the promise that “we’ll return to the game later” which will, possibly, become one of your final options at 00:00 when the party concludes.

Once you’re back in the Living Room click on Iris and Lily to talk about the Jacuzzi – this will unlock an option at the end of the party but *only* if you’ve managed to give beer to Emily (by putting salt on her pizza) otherwise there’s no reason to bother with the talk.

Talk to Karly and Christy on the couch to discover what Iris and Mayo like to drink. *If* you’re setting Bill up with one of them you’ll need to go back to the kitchen for supplies so you can take booze to Iris in the Living Room or a Rum-Coca for the lovely Mayo out on the balcony.

During this section you’ll also spot Charlotte has finished drying her skirt and has joined Chanise by the Ping Pong table – if you’ve found the photo of Charlotte go over and discuss it with them. The three of you will concoct a plan to unmask Vader and they’ll ask you to return to them later to put it into action.

Look what I've found!

Make sure Karly and Christy had their drinks and either you’ve hidden the dildo behind the couch in the Study or are carrying it. Go and talk to them and click “have sex”. All three of you will retire to the Study for one of their trademark sex sessions.

One for you, One for me!

If you and Bill have danced with the Twins you can now approach Bill as he’s sat in the Living room to discuss your next move where he’ll suggest you get them drinks (you should have already done this but if not here’s your final chance to fetch a Vodka-Orange from the kitchen and take it out to them on the balcony). Click on Bill and select “Help Bill having sex” which will now set out the scene for you and Bill to have sex with the Twins in the Bathroom. After the event the Twins will leave the party early which will affect a couple of the achievements later on.

Bill x Iris or Bill x Mayo

If you and Bill have danced with Iris and Mayo you can now approach Bill as he’s sat in the Living room to discuss your next move when he’ll suggest you get her a drink (you should have already done this but if not here’s your final chance to take booze to Iris or a Rum-Coca for Mayo). Click on Bill and select “Help Bill having sex” which will now set out the scene for Bill to have sex with Iris/Mayo in the Bedroom and you get to spy on them. If you play from the menu screen you get to choose which girl you’re dating so, after running through twice, you can tick off both achievements even though they’re pretty much identical.

I am not your father!

Okay, the party is almost over so let's finally unmask Vader. Go back to the Living Room for a chat with Chanise and Charlotte. Your plan is put into action when Vader is tempted away to the Bedroom by Charlotte where he will remove his mask to reveal he is [REDACTED].

If you set Bill up with a girl there is the option to go back and have a chat with him to ask about the sex. That should have covered everything so click on the timer and...

00:00

The party is, sadly, over... you'll now be able to "Just leave the party" (which is the boring option – nothing happens so don't *ever* pick that unless it's the *only* choice!) and, hopefully, some other options will be available, depending on what choices you've made throughout the event. I'll describe what achievements you can complete here and what you needed to have done earlier to activate the option.

Midnight swim

If you asked Iris about the Jacuzzi after the dancing and have given drinks to Emily (after putting salt on the pizza), Lily and Iris you will have the option to "Stay and use the Jacuzzi". Everyone else will have left so you four get topless, climb into the Jacuzzi and begin a game of "Dare" culminating in Nate having sex with Iris and Lily (after Emily passes out following her orgasm during the game).

Nothing better than home (plus Sharing Alice or Mimi?!)

As long as Alice doesn't leave the party early make sure she has had two drinks. Select the option to go home with Alice and you'll have a little bit of topless fun until another couple joins you. Things will turn a little darker and you'll have two options "Fuck this girl" (which will complete the **Sharing Alice** achievement) or "Leave with Alice". If you choose the second option you will return home to find a drunk Mimi laid out on the sofa. Choose between "Tell Alice you'll handle Mimi" (to have sex with her and complete the **Mimi?! Achievement**) or "Kick Mimi out of the room" to have sex with Alice.

Naked at the park

Provided you've not driven the Twins away (if you set them up with Bill or Ava catches you with Lily they'll leave the party early) and given them drinks during the party you should have the option to "Leave with the Twins") The three of you will stop off at the park where you'll receive a blowjob and have sex with them.

Everybody is left?

If you're dating Mayo and went into the Study earlier to overhear the conversation between Seth and Vicky with Iris I think you probably guessed they were planning a threesome after the party. At this point you will have a choice to "Wait until everyone leaves..." At first Nate will spy on them until Iris walks away to the kitchen for a drink – where she'll catch him and take him off to the Study because, well, she really wanted to have a cock inside her tonight!

Kinky bottle game

If you played spin the bottle rather than choosing a dance partner (and the Twins haven't left the party early) you will get the option to return to the bottle game. If you choose to do this everyone will go topless and then there's a continuation of the earlier set piece with various fingering and licking, culminating in Nate receiving a blowjob from Emily.

NOTE: The previous section has been written purely using the Achievements list as a guide to tick them all off on the menu page. I have mentioned a few of the alternate scenes I've found along the way but there may be others I've missed. Please let me know if you find anything else interesting that I've not included (especially if you discover how to use the peppers and mushrooms on the pizza!).



During the game itself you can play through the party and should be able to tick off seven of the twenty-two achievements at once – the others you'll need to go into the menu screen and use the “Date Mode Special Events” option to complete, unless you have several different saved games going at once (such as dating Mayo in one, Iris in another, etc). These are recorded in the Achievements.sav file in your game's root folder – just delete the file if you want to collect them all again.

22:00

You'll have to choose between “**Where is the pizza?**” *or* “**Fucking pervert!**”... but you will still be able to complete the “**I am the Black Panther!**” achievement.

23:00

You can dance with everyone to set up the selections but you can only follow one person to complete the achievement so you need to decide between: “**If you yell, your sister will come**”, “**Cozy bathroom**”, “**Just think I'm Alice**”, “**What is a dildo?**”, “**I want my reward!**”, “**No tool? Use your tongue!**”, “**A tool? Use that tool!**” *or* set up the Bottle game ending.

Provided you remember to dance with Bill before following one of the girls you will also be able to set him up to complete “**One for you, One for me!**” *or* “**Bill x Iris**” / “**Bill x Mayo**”. You'll also be able to tick off “**Look what I've found!**” and “**I am not your father!**”

00:00

Depending on your choices during the party and what you decided to concentrate on there should be at least one option given to you here – but you will only be able to complete *one* of the achievements. It does appear that only a couple of options at most will be given to you (other than the “just leave” option) – even if you complete all the pre-requisites for several. I suggest when you replay the party event you concentrate on doing the minimum actions for the achievements you're trying to complete.

Playing the party within the game doesn't affect any of your scores or relationships with the characters so don't stress too much about which selections to make – Walkius specifically wrote this event as a fun challenge and for you to unravel all the different options without having any regret about making bad choices.



HOMEWORK

During breakfast on your third day you'll learn that Alice has been having a little trouble with her grades. This conversation continues at the bus stop where you can offer to help Alice with her homework – this will improve your friendship with her and open up this event further.

During the evening meal on Wednesday Maria will bring up Alice's grades again – this time Alice will tell her you've agreed to help with her studies. Once you've attended the right number of lessons you will be able to go to your room during weekdays at 19:00 and offer to help her with the homework.

You'll first be able to help her on the Thursday but then you'll have to get your Moths to level 2, then English level 3 and finally Moths level 5, so keep in mind it's going to take a long time to get anywhere!

As you progress helping with her homework you start getting the chances of rewards: At first it'll be a chaste kiss, then you'll request a "real" kiss (but you'll need a persuade level of 3). After that expect a striptease.



MASSAGE

This begins from your third day (Wednesday) and all you need to do to trigger it is go to the pool at 16:00 as Alice is sunbathing. The conversation will raise the matter of her not using sun block – so you'll need to go and buy some from the online shop on your laptop.

Once you've got the sun block for \$20 you can go to Alice at 16:00 when she's next sunbathing (if you already had the money you can go straight back as the time won't have moved on and shopping arrives instantly) and offer to rub some in for her. After the second time you put on her sun block you'll suggest giving a massage – to which she'll agree but only when you know what you're doing!

The massage courses are the cheapest, costing only \$50 per lesson (for the first you'll need to be at least a level 2) and you'll, of course, need to buy some oils which will be a one time cost of \$30! Once you've increased your skill to 5 and completed the "First Time" event (see page 18) you'll be able to give her a "special" massage!



MEET EMILY

After your first lunchtime chat with Alice and Ako you'll be told about Emily and discover the event.

Now you have to wait until you meet her which will be day three (Wednesday) after your morning lesson and you'll automatically end up having lunch with Alice's entire group. Stick up for Emily when Ako teases her to increase your friendship. When she catches you in the hallway after lunch accept her invitation to get together sometime and also accept Alice's invite to join them all on Saturday.

When the big day comes around Alice will approach you at 12:00 and take you downtown to meet Emily and Ako. The other two will subtly go off together and let you get some time alone with Emily. Once in date mode your choices will affect how the date goes (practice before attempting this using the option on the home page or follow the walkthrough on the next page) giving a score out of 10 and affecting your friendship and lust ratings with Emily.

After a successful date you need to talk to Emily one-to-one, in case you haven't noticed she doesn't join Alice and Ako for lunch on Tuesdays and Fridays – have a look in the yard to find her eating alone.

Once you've had a talk and eaten lunch with her she'll invite you to the park on Sunday... When Sunday comes around at 13:00 look on the downtown map and you'll see a small picture of Emily next to the park pin – click on the green park pin to go there and you'll see a Date icon – click on it to begin your date with Emily. She'll take you to a Spa which, if you click on the icon to talk with her will also open up a further event in the Alice Group Route (after talking you will still be able to choose the other two options).

For now just enjoy your date – if your massage skills are 5 you can massage her naked boobs but everything else is pretty chaste with her for the time being.

Back at school talk to her about the date when you find her alone again at lunchtime and she'll give you her address so you can visit after school. The first visit won't be too successful but when you return a *second* time she will be ready and you can have sex with her every future visit you make.

NOTE: On Wednesday morning at 09:00 in the yard you can catch Emily alone practicing her cheerleader moves. Once you've got to know her at first all you'll be able to do is watch, however, when your relationship has progressed sufficiently there is also a sex scene in the bleachers.

EMILY DATE WALKTHROUGH

by @H4Z0RD123 (with minor amendments by Angus Bez & Kara Zor-El)

Following this walkthrough will help you achieve a maximum score of 10/10 at the end of the date resulting in your relationship and lust with Emily increasing.

Go at the Bar

Watch her

You're very beautiful Emily → Your eyes are stunning

Drink → Let Her Choose

Drink

What do you like to do? → I like doing sport. And you? → Horse riding?

Do you have any brothers or sisters? → no, just Maria and her daughters →
With you, I'm not feeling lonely →

Put your hand on hers

Let's go somewhere else

Go for a walk → Watch her

Say nothing → It's just you have the prettiest face on earth

Since when do you know Alice? → So you can hang out with me instead

How is it going at school? → Do you have other friends than Alice and Ako? →
You got me, now

Continue to walk

Not as much as you → Take her in your arms → I'm very good with you →
Kiss her → Continue → Me Too

Go somewhere else

Go shopping

Search something for her → *Find a short* → Show her →

Wait for her → You look amazing → What did you find? → *Try to spy* → *Enter* →
Kiss her → *Kiss her again* → *Grab her breast* → *Masturbate her* →
Remove her bra → *kiss her*

Continue

Let's go somewhere else

End the date



MY YOUNG TEACHERS

This event will start once you've run through "Clubber" to the point where you can invite Abbigail to the nightclub during the week and she's introduced you to two of her friends (see page 14). There are two branches, one with each of the young teachers:

Triss: Return to the nightclub on another weekday night and when given the options of getting the girls a drink select Triss. She won't be able to handle the drink too well and Nate helps her in the bathroom. On your next Tuesday or Friday go to the gym at 20:00 for a Yoga lesson where she'll talk about the night with Nate and pretty much explain she's jump on him if she was drunk again. Now *there's* an offer!

The next opportunity you get during the week arrange to meet at the Nightclub and get Triss a drink. Once again she'll get ill and Nate will have to accompany her into the bathroom – but this time Nate will get to finger her. Again, go to your next Yoga lesson to find out more about her relationship with Dimitri – and Nate is a little nasty with her. Looks like you'd better go back to the next Yoga lesson to apologize for his behavior! Things begin to look promising... and then that damn Dimitri interrupts (I'm beginning to hate him even more than Martin...)

Try again because at the next Yoga lesson Nate gets lucky, no interruptions from Dimitri and he fucks Triss as she bends forward on the mats (nice animation sequence here). Walking her home after the session (damn, she looks hot there!) she promises more for Nate so it'd be rude not to go back for more Yoga lessons, right?

There's no sex after the next Yoga (so no interruptions from that damn Dimitri) but Triss lets Nate walk her home, on the way showing him she's not wearing panties. Unfortunately, back at her apartment it seems Sophie, her flat mate, isn't out after all so there isn't going to be any sex there either.

Go back, once again, to the Yoga lesson and, after walking Triss home, the flat mate is in their apartment again but, this time, is well behaved. After the three of them watch a movie Nate and Triss retire to her bedroom and have sex.

From now on, after a Yoga lesson, you have the options: "Stay and wait for Dimitri", "More lesson with Triss", "Go home with Triss" and "Leave" – the first three just being repeats of the earlier sex scenes for you to relive.

Check your phone apps by clicking on the Party icon, you should have an icon that says "Go to the beach" which, when you click, will bring up the option "Triss & Sophie". By clicking the icon you will now arrange to meet the two girls that afternoon (this can be in the afternoon at weekends or straight after school during the week). Find the beach icon on the Residential map and spend a nice few hours there with the girls, where Sophie drops some heavy hints and Triss gives Nate a hand job to distract him from her rivals advances.

The next opportunity you get look at the Downtown map at 20:00 for Triss' home icon. After watching a movie Nate and Triss retire to the bedroom for sex – only to discover when they're finished that Sophie was watching them all the time!

Now, invite Triss and Sophie to the beach again, this time they'll change separately and then let Nate go into the cabin on his own (with Sophie predictably offering to help him). Sophie will wander off on her own for a short while, giving Nate the opportunity to finger Triss. Other than that it's all a non-event and just progresses you along the storyline...

Invite the girls to the beach again (you might be able to do it straight after returning – it worked for me!) and Triss will share the cabin, and a hand job, with Nate. Back on the sand Sophie suggests they sunbathe topless which eventually leads to them returning home and watching a movie while they're all naked.

The next opportunity you get go to Triss' home at 20:00 where Nate will receive a blowjob from Sophie while Triss is in the shower. They end up watching the movie, with Nate putting his arm around Sophie and the promised threesome getting ever closer. Unfortunately, after the blowjob, Nate isn't "in the mood" for sex and he returns home.

Invite Sophie and Triss to the beach again where the three of them have to get changed in one cabin after sunbathing. Nate licks out Triss in front of Sophie... and Triss finally agrees to allow him to lick out her roommate when they get home. Oh, this threesome is getting so close...!

Once again, go invite them to the beach and, after a little topless sunbathing, Nate manages to fuck Sophie in the cabin – although there is a close call when Triss almost catches them together and Nate doesn't get to cum!

Return to their Downtown home at 20:00 where, while Triss is in the shower, Sophie will give Nate a blowjob to get him in the mood – and then fuck so he finally gets to cum! When Triss joins them they watch a movie only for Nate not to be "in the mood" to stay back for sex with Triss.

Return to their home at 20:00 where Sophie suggests they all watch a movie naked again. Nate gets too excited with the whole situation and fucks Triss in front of the roommate. Triss makes him leave so she can discuss their new relationship with Sophie... is the threesome about to finally happen? *You've finished the event for now.*

Evans: *This event will occur in a next update.*



NERDS ROUTE

You'll briefly meet Mathew and Erwan when they get bullied by Bryan and Dan at the beginning of the Populars route (see page 38) with an option to take their side. Whether you chose to help or not go speak to them in the cafeteria during the first available lunchtime (if you helped them you'll have been invited, otherwise you're going to apologize and explain your inaction).

Now try to find an opportunity to talk with Lee (09:00 on Tuesday in the school hallway is a good time) as he'll suggest a way for you to learn how to fight which is the bonus from the Nerds route. Look on the downtown map any evening at 20:00 and you'll spot the pin for the dojo – pop along to get your introduction to the teacher and future classmates. You'll also be told if you want to join in next time you will need to buy a Dobok (\$80) online. Now, every time you go to the Dojo you'll train and your Tae Kwon Do skill will increase (to the maximum of 5 for now).



NERDY GIRL

Your first Thursday morning at school (depending on other events this may change to another day) as you enter the east corridor you'll bump into Charlotte (literally!) and knock her to the floor. Despite trying to introduce yourself to her she'll be too nervous and remain silent before rushing away – leaving some of her books behind. Keep an eye out for when you see her in the Library (she'll be in there on Thursday at 13:00) and you can return the books.

Keep an eye open for a chance to meet up with the Nerds group when Charlotte is not there (such as Thursday 13:00 in the yard) so you can talk to the boys about her. They give Nate an idea to get to know her a little better so keep an eye out for another chance to catch her in the Library (try Monday at 13:00).

Provided you've had all the chats when you find Charlotte in the Library there should be a speech bubble to click. Nate will ask her for help with his Biology homework (although we all know he doesn't need any help in *that* department...). This will take you through to 16:00 so make sure there's no other priorities you'd rather be doing in the afternoon session at school.

As you well know, the first session is only the beginning so look out for another chance to catch Charlotte in the Library for another bit of homework assistance. This time Nate will offer her something in return – a drink from the vending machine.

More in future updates.



NEW YEAR PARTY

A continuation of the Winter Holidays from update version 1.4 and this event will start automatically at 21:00 on December 31 with Nate changing his clothes and hairstyle. Despite the earlier tease we are all disappointed to find out the Twins couldn't make the party after all but there are still several sex scenes available – although this will again depend on your advancement in the other events related to all those girls present.

Step through a long set piece until Christy and Karly wander off to the pool – it's fairly obvious what they're likely to be doing out there so "Follow them" (stay if you like but you'll just miss the scene) and Mayo / Iris (depending on who you are dating) will offer to go with you. Yes, you guessed right, the two lesbians are having sex outside, which turns Nate and his date on so much they also have a fuck before everyone returns to the party.

Follow through the conversation until Emily says she feels a little ill and choose the option to "Go in bedroom" with her (click "refuse" to skip everything and go straight to midnight). Nate finds out Emily isn't wearing any underwear, they get undressed and begin having sex – until Lily interrupts them! Lily, bless her, doesn't stop the young lovers and instead, true to form, enjoys watching them.

Once midnight comes around everyone heads off home – except Lily who wants to stay behind and give Nate a good night kiss. The kisses develop until Nate ends up in another threesome, fucking Lily as she fingers Alice.

It's now the New Year and those new classes will start up so you can continue with the "Trouble In Hell" event (see page 48) when you go back to school.



Partying With Mayo, Iris, Christy & Karly



ONE, TWO, CHEERS!

First you need to trigger the Cheerleader's route (see page 13). While going around getting to know the cheerleaders better this event will trigger as soon as you talk to Mayo and Iris (Monday at 13:00 in the Dance Studio is a good place to catch them).

After you've spoken with the girls wait until you can catch them again (try Wednesday morning before class at 09:00 in the West corridor) to continue your conversation. Iris will ask who you think is sexier – her or Mayo. This is all leading up to you having to make a choice between them – you will be allowed to date one or the other. It's probably a good idea to click on the name of the girl you will eventually want to date (it will raise your friendship level with her but isn't essential).

Keep visiting them Monday afternoons when they're rehearsing in the dance studio for a talk – the first two times they'll invite you to go for a walk in the park. The third time they'll suggest you meet them in the park after school – just go to the park and click on the date icon. The second time you meet them there they'll suggest you all go to the cinema. After sitting together they realize you were a little left out so when you talk to them at school the next opportunity they'll suggest next time they'll do it a little differently.

Once again the first date in the park after school will be normal, but the second time, when they ask you if you want to go see a film, you get to choose which one you would like to sit next to – this will determine which of the girls will become your girlfriend so choose wisely!

NOTE: In earlier versions of the game there were no real differences choosing between Iris and Mayo – the game played out pretty much the same with only inconsequential variations. *However*, with the introduction of the Halloween Event there are now two “achievements” added where you get to have sex with Iris but *only if you're dating Mayo*. This means my recommendation is to choose the lovely Mayo (or from this point onwards have two saved games running where you date a different girl in each one and play each update twice)...

When you arrive home there will be a text, so answer it! Go back to school and talk to them again – the other girl will have seen you kissing and will suggest you no longer meet as a group so you and your gal can get more intimate. She'll promise to text you to arrange a date – there will be three different dates and you get a new invitation three days after each date.

Once you've gone to all the three dates you get a fourth date where you have sex and she finally becomes your sexfriend. This event is now complete and, in addition to her text invites (where she will randomly choose one of the three earlier date locations), you can also send *her* a text to arrange a date at whichever location *you* choose (although you still have to wait a few days between dates or she won't accept the invitation). At this point some of the dates lead to having sex.



PHOTO SESSIONS

This one doesn't actually appear in the events list in your notebook but, once triggered, is another afternoon class you can take. The whole "event" is connected to you triggering the Twin's Group Route so you'll now be able to talk to Hailey (one of the group) who specifically hangs out in the photo studio on Tuesdays at 13:00.

She'll tell you to go buy a camera which you can do at the online electronics store for \$100. Once you've bought it go back on the same day and time next week (unless you're well prepared and have already bought it, in which case you can start straight away – hint, hint!) and Hailey will explain how to use it properly (this won't take up any game time – after this session you can go choose another class if any are available).

From now on, when you go into the photo studio (except Tuesdays when Hailey is using it) there will be a book icon over the desk which you can click (this is also available as a tab in your journal). The left hand page of "My Photo Book" tells you your Photo skill rank, a list of what the four ranks mean and your objectives to achieve the next rank (if applicable).

The right hand page shows your potential models and, hopefully, a camera icon which will start a photo session with them. If an icon is missing there will be some text explaining why you can't choose them – "I need to know Lily better" if your relationship has progressed enough (so go and work on it!) or "My rank is not high enough" if you need to raise your ranking. All the photos you take will appear in folders on your laptop back home.

Originally you had the possibility of choosing Alice, Emily, Lily and either Mayo or Iris (depending on which of the two you have chosen to date) for your model at each session. From version 1.5 onwards the options increased when Walkius added the Twins.

At the moment there are only four rankings to attain (see next page) and once completed you just keep repeating the last session (sex with the ones you're sexfriends with) but there is a note on the screen hinting there may be more to come in future updates.



Hailey In The School's Photo Studio

Rank 1: Basic photoshooting

This was achieved just by completing the session with Hailey so you'll always start here. All models are available provided you have already got to know them and their first photo shoots will be in their school or cheerleader uniforms depending on which you choose, but you can only do them once for each person.

Rank 2: Photoshooting with others clothes

To achieve this goal you need to do three photo shoots with your friends. Simple enough (unless you've not befriended enough of the models), just go to the studio on three afternoons and click on whichever camera icon is available for the model of your choice. When you've completed a photo shoot that girl progresses to the second stage (another photo shoot in a different set of clothes) but won't be available until you actually achieve *this* rank. Also, if your friendship level isn't high enough with a particular girl you'll have to wait until you've got to know them better.

Rank 3: Nude photoshooting with friends

Once you've completed Rank 2 you need to take just one photo of an animal. Here you'll discover that the early bird gets the... er... squirrel. Go to the park at either 07:00 or 08:00 any morning and click the camera icon. Now, when you've achieved the Rank, you can go into the photo studio and take nude photos of your friends (if their friendship with you is high enough).

Rank 4: Close the door of the photo studio...

To achieve Rank 4 you only need to do two nude photo shoots with two different girls. Of course, this will be harder depending on your friendship with each of the girls. Once you have completed the shoots you will have the key for the door which means, for those girls you've completed all their photo shoots and are your sex friends, whenever you repeat another shoot with them you can lock the door and have sex.



Charlotte, The Twins, Mrs. Daniels, Abigail, Karly And Ako [Picture by Kara Zor-El]



POPULARS ROUTE

When you enter the east corridor one morning at school you'll find Bryan and Dan bullying two nerds. You are given two choices, walk away (which chooses the Populars' side) or get involved (which will take sides with the Nerds). If you choose "Of course" you begin the route straight away. Choosing "I can't" chases off Bryan and Dan but the next time you enter the East corridor they may decide to catch *you* instead – the outcome will still start this route only you *may* be a day later depending on when it triggers (when I initially played I went upstairs and then came down again which immediately triggered the event but this may have been a bug which will be fixed). Whichever group route you elected to take results in you (eventually) being invited to have lunch with the Populars.

After having lunch with the group you'll need to speak to them once more during school (try Tuesday outside the building at 09:00) where you're told about the downtown gym. Membership is \$100 and you have to bring along a girl to get the reduced rate – who do you know who is into yoga and running? If you go along to see Mimi in her room at 20:00 when she's reading you can invite her (this also increases your friendship with her) and you'll both go off to join up. Of course, if you don't have the funds available you'll have to wait until you've got it before speaking to Mimi!!

Once you've joined the gym Bryan and Dan approach you with the information it's possible to bring any girl, free of charge. You have now unlocked and have access to the downtown gym (see page 46).



The Populars Group: Bryan & Dan



RUNNING

On Saturday, after breakfast, Mimi goes running so if you go to the pool at 08:00 you get the chance to join her. She usually prefers to run alone but here's your chance to keep her company!

The first run will just be a standard one with you getting a little out of breath trying to keep up – but Nate has the wonderful idea of inviting Alice to go running. Go have a chat with her and she'll be a little jealous of your run with Mimi but you'll suggest you go with her one morning and will text her. If you check on your phone app (in the address book under Alice) you will now have an icon "invite to run" which sets up a date for the next morning at 07:00. At the right time click on the Residential map and there will be a push pin with Alice's icon in the woods (even though, if you go look, she's still asleep in bed!) – click it to go running with her. Concentrate on running with Alice during the week (you can only run with Mimi on Saturdays).

After the first run with Alice you'll be able to buy her a Sexy sport outfit for \$50 (although you may need to complete the "First Time" event first as described on page 18) – go see her at 20:00 in your room while she's playing with her phone to give her the clothes. Invite her to run again and this time at 07:00 in the woods she'll be wearing the outfit you bought her.

The third time running with Alice you'll get all hot and sticky, resulting in you both going skinny dipping and a promise from Alice that next time you'll do more! "Unfortunately", when you do go running next time two swingers will catch you skinny dipping and will keep hold of your clothes, bribing you into putting on a show for them – which Alice will inform you later she quite enjoyed.

Go for another run with Alice at 07:00 one morning for more talk about those swingers. The next time you run together you'll bump into the swingers again where they apologize for their behavior the last time you met – which will now unlock the "Swingers" event on the Routes tab (see page 43 for more about that) and once you've had a conversation with Alice about the odd couple you will have completed this event in your journal.

If you ran with Alice every morning you should now be on the next Saturday and the opportunity for another run with Mimi. She'll offer a race – with the prize being oral sex for the winner given by the loser! You get to elect whether to win (and have a blowjob) or throw the race (to lick Mimi out).

Looking through your address book you'll find options to invite Christy (who will bring Karly too) and Lily to go running. As with Alice go to the woods on the residential map at 07:00.

There seems to be only one scene with Lily which you'll get first (and every other time) you go running with her.

With Christy & Karly you'll have a simple run first time. The next time the three of you stop by the lake for a bit of sex (Nate with Christy to start with and then he watches them together).



SPA

This event is a continuation of Alice's Group Route (see page 5) – once you've unlocked the Spa event you'll need to have another lunch alone with Emily on Tuesday or Friday to ask if it's okay if you take other people to the Spa. Once you've got permission from her it's time to find some people you can invite. The first one, Mimi, you might already have set up if you've begun the "Big Sister" event (see page 10).

Your next step is to have lunches with the Cheerleaders and The Twins' Groups where you will suggest the idea to them. Now when you check the "Party app" icon on your phone, clicking on the "Organise a spa" icon will give the options to pick between Alice's Group, Cheerleaders, Twins Group or Mimi. Make your selection and go at 18:00 for your spa date. With Mimi you just give her oral sex, there is a variation of the text on the second date but it appears there are no other sequences.

The first date with either the Cheerleaders (Mayo, Iris, Christy and Karly) or The Twins' Group (The Twins, Lily and Hailey) will only increase your reputation with them. In the next, and subsequent, dates you get choices in the same vein as the one with Alice's Group. For the Cheerleaders you get to opt for: Massage for Iris / Massage for Mayo (only for the one you're dating), Stay with Iris and Mayo, Spy on Karly and Christy; while the Twins' options are: Massage for Lily, Get drinks with Lily, Stay with Mia and Ava. Keep going on the Spa date with them to explore further (but I'm sure you can guess what each will be).



STEALTH

Returning to have lunch with Bill he'll tempt you with another of his little adventures. First he'll want you to work on your Stealth skills so you're going to need to study "Sneaking and Spying" online (at \$70 a lesson) until you reach level 5 where you can now go back and meet him in the gym at 16:00 where he'll take you off into the Girls' locker room so you can spy on them changing.

Next time you chat during the lunchtime he'll say you can return to the lockers anytime after gym – actually every Monday and Wednesday. The first run through was pretty easy but after that if you let the red bar in the top right hand corner fill up you'll get caught by Mrs. Daniels (currently there appears to be no penalty for getting caught unlike pre-1.0 games! This will, no doubt, change in the future.)



SWEET MOTHER

You're going to have to be patient for this sequence to begin. Keep looking out for chances to talk to Maria and she'll tell you she's too busy to talk as she's about to go to the grocery store – obviously Nate's going to ask if he can join her. Nothing happens other than Maria buys some supplies and chats with Mirako (your Tae Kwon Do teacher) but it has now triggered the event.

Wait for the opportunity to help Maria with the dishes (go to the kitchen straight after breakfast or lunch and click on the speech bubble). Again, nothing really happens but you're progressing through the event. Look for another opportunity to talk with her, usually when she's doing the dishes, and she'll ask you to help out by going to the grocery store. If you go to the Residential Map you'll see the Grocery Store icon close by your home pin, go there and you should see an icon that says "Shopping for Maria", click on it (be rewarded with a look at the really hot cashier) and then return home to speak with Maria to tell her the groceries have been purchased to increase your friendship level with her.

Next time you go to the living room at 21:00 you should see a speech bubble which will give you the opportunity to watch TV with her and open up your next challenge (if you're still running through "Back Pain" it's recommended you click on the massage option instead and wait until you've taken that as far as you can go). Go back to the bedroom and use the laptop to "Search more about the show tv 'Sex And the town'". Just as in all the other research events you now need to return to the living room at 21:00 on another night to use your new found knowledge.

Now wait for another opportunity to talk with Maria and discuss your relationship. Nate will say how he wants to go further, be more intimate, but Maria won't be going for that – yet.

AT THIS POINT IT WILL AGAIN DEPEND ON HOW YOU DEALT WITH MARTIN DURING THE "ELIMINATE THE COMPETITION" EVENT. IS HE YOUR FRIEND OR DID YOU TAKE ADVANTAGE OF VANESSA...?

If you are friends with Martin: Congratulations, you have found the shortest, and easiest, route (with a small bonus section too)! You can still go through the process of earning favors but it's a lot quicker and easier to go speak with Martin downtown at 18:00 for advice. He'll suggest you take her to the museum to see the art. Go back home and have a chat with Maria about the museum and how she can't afford a ticket.

Go see Martin downtown again the next night at 18:00 to collect your free tickets and then rush home to tell Maria the good news. While Martin has saved you some money with the free tickets the bad news is you now need to go and buy a Tuxedo for \$150 so I hope you have the funds. Once you have the Tuxedo just wait until dinner when Maria will appear looking gorgeous in her gown and you both go off for a night looking at art (even though the Principal pops up and makes Nate a tiny bit jealous when he flirts with Maria!).

The added bonus with this route is the tickets come with free dinner which you share with Maria, and she gets a little tipsy leading to a nice nude swim in the pool ending with Nate fingering Maria underwater.

Speak to Maria next morning when she's washing the dishes at 08:00 after breakfast to discuss the museum one more time. Now you need to walk into the bathroom when Maria is in there – try one morning at 06:00 – to help her change a light bulb. After a little disaster and a nice treat (at least for Nate) we need to discuss the relationship while she's washing the dishes again!

*You are closer with Maria scroll down to **the event continues**....*

OR

If you elected to give the flashdrive to Vanessa: Okay, so you decided not to be Martin's friend so I'm afraid you'll have to go through the long drudge of those chores. Visit Maria in the Living Room every night at 21:00 and go "shopping" on Saturdays (don't forget to tell Maria you've been shopping to make it count) to gain favors (look at the event in your notebook to keep track of your progress). Note, previous time buying groceries Maria gave you \$30 (you made a small profit) but when gaining favors it will cost you \$29 from *your own* funds so keep an eye on your money balance if you're working towards any other event pay-off!

Once you've reached the magic 10/10 favors you'll be able to speak to Maria about the museum and how she can't afford a ticket. Go onto the internet (then the shopping icon, then Art icon) where you'll be able to buy two tickets for \$50. If you have the funds you can go buy them straight away and then go back to tell Maria – the bad news is you now need to go and buy a Tuxedo for \$150. Once you have the Tuxedo and tickets just wait until dinner when Maria will appear ready in her gown and enjoy a night looking at art (even though the Principal pops up and makes Nate a tiny bit jealous when he flirts with Maria!).

Speak to Maria next morning when she's washing the dishes at 08:00 after breakfast to discuss the museum one more time. Now you need to walk into the bathroom when Maria is in there – try one morning at 06:00 – to help her change a light bulb. After a little disaster and a nice treat (at least for Nate) we need to discuss the relationship while she's washing the dishes again!

The event continues...

Now you need to wait for something to happen. One day, after school, Alice will suggest going to hang out at the pool. Nate arrives there but Alice is missing, until he hears an argument inside the house. Turns out Maria and Alice are falling out again. Nate will suggest to Maria they meet up in the pool at midnight so she can relax.

When it's 00:00 go to the pool area to find Maria waiting – there won't be anything happening, despite Nate suggesting a naked swim, but Maria will suggest meeting there again the next night. The second time you meet up with her after Midnight Nate will be rewarded with a blowjob.

The next morning go and speak with Maria after breakfast when she's washing up in the kitchen – she'll invite Nate to join her that evening in the shower. At 22:00 go to the bathroom and click on the open door icon to join Maria in the shower to get the second blowjob she promised. Now, after midnight go to the pool so Nate can thank her with a big of oral sex and fingering.

The next time you meet Maria after midnight at the pool Nate finally gets to have sex with her and *the event is finished*.



SWINGERS

To trigger this event you first need to go running with Mimi and been out for a run with Alice several times (see page 39) – you will also have had to progress in the “First Time” event (see page 18) to the point where Nate and Alice are regularly having sex. When the odd couple you meet out running have apologized for bribing you into your little sex show for them you will need to have a conversation with Alice about them.

Although the running event has completed, you now need to go for another run with Alice at 07:00 to meet the swingers again. It’s at this point you’ll meet them again and will be told they’re swingers and given two options “Share Alice” or “Don’t Share” (which will close this event for good once you’ve had a final conversation with Alice about the couple). There’s no bad choice here – if you’re not into sharing Alice you won’t be punished you’ll just not see the further content in this event which, if you’re not into the Swinging aspect won’t be a big loss to you...

If you do decide to share Alice you’ll swap partners and have a swinger session with the odd couple. Later in the day try to find a chance to have a private chat with Alice to see how she felt about the encounter. Alice will say she enjoyed it and agrees to try again – as long as Nate is with her (which is the whole point of Swinging...)

Now you need to go downtown at 17:00 to find the couple again and have a chat with them. They’ll invite Nate and Alice to join them in the sauna but Nate, being the caring compassionate guy he is, decides he’d better have a chat with Alice to get her opinion first. Return home and wait until 18:00 when you can talk with Alice in the terrace – and, of course, she needs to think it over for a couple of days.

Once Alice has thought about it for two days you’ll be able to talk with her and find out she’s up for another session. Go downtown at 17:00 to meet up with them again – Nate will now text Alice for her to join them at the sauna. The first session together it is agreed there will be no sex but the girls will at least go topless while you all get to know each other a little better.

Now, every time you go downtown at 17:00 to meet up with the swingers the four of you return to the sauna and swap partners for sex.

The event is complete for the time being with, hopefully, more in future updates.



TEENS ARE SO CUTE

Keep going to the Dojo to increase your Tae Kwon Do skills and eventually, in addition to the large “train” icon, there will be a smaller “Train with Tenma” icon. Click this to begin sparring with Tenma – Nate will get a lucky kick in and injure her. She removes her top so Nate can apply some lotion and they have a little bit of a moment before Sharon bursts in to spoil the mood. This event has now begun and you can check your progress in the notebook.

Return to the Dojo at your next opportunity and choose to train with Tenma again. After sparring she will update you with the Sharon situation and give you the task of asking Lee what he thinks about her friend (try Class C on Monday at 13:00). Until you have that conversation you won’t be able to train with Tenma.

Once you’ve spoken to Lee return to the Dojo during a weekday evening to train with Tenma again. Nate will tell her Lee isn’t into Sharon but he does think she’s cute so what if they set them up on a date? Your next task is to speak with Lee again (try Tuesday at 09:00 in the front hallway) where Nate will arrange to meet up in the Café after school.

At 16:00 go downtown, click on the café icon and, instead of working a two hour shift, click on “Meet Tenma” for the double date. At 20:00 return to the Dojo to train with Tenma and talk about the double date. Seems like Lee and Sharon need more time together for anything to happen between them so have another chat with Lee to ask him about going bowling sometime (try Thursday at 09:00 in the East Corridor).

At 18:00 go downtown to the Bowling alley to meet up with everyone but it will cost you \$10 so I hope your funds are there or you’ll need to wait a while longer. After a conversation between Lee and Tenma about her not wearing a bra you get to choose sides – there doesn’t appear to be any consequences whichever person you back. The bowling continues with Lee helping Sharon and Nate helping Tenma – and both couples becoming a little closer.

Now return to the Dojo at your next opportunity to train with Tenma to discuss the bowling. Sharon discovers Nate knows about her crush on Lee – and she drops the bomb that Tenma just might have a thing for Nate. Hmm, looks like we’re going to have to return to the Dojo again to train with Tenma to find out more!

After training there’s a conversation where the air is cleared with Sharon, she now trusts Nate and they arrange the next step in the plan to get her and Lee together – time to use that pool at home again! Go home, click on the phone icon then the address book, select Lee’s name and click on the “Invite to pool” icon. Things are now arranged for after school with Lee making all the arrangements with Sharon and Tenma.

On arriving home after school you’ll find all three of Nate’s friends waiting by the pool. After getting changed into their swimwear the four of them hang around together for an hour, with them asking to be invited back again sometime. But before you do, go training at the Dojo with Tenma to discuss the pool and their own relationship – Tenma will suggest meeting up downtown at the weekend.

On Saturday or Sunday at 13:00 go downtown where you'll see an icon of Tenma next to the Downtown pushpin, click on the date icon to go shopping with Tenma. Be complimentary while she looks at the dresses and offer to pay when she tells you it's too expensive for her (unless you don't have the \$60 either!) Wonder why Nate asks her where her school is? Hmm, maybe we should just pop along after school one day to find out?

On Monday (or other week day) as soon as you arrive home at 16:00 check the downtown map where you'll find a pushpin for Tenma's school – let's pop along and surprise her! Nate takes her to the park and they watch two dogs playing before she has to rush off home – with a promise that they'll have to meet up again soon.

Go back to her school another day at 16:00 the next chance you get, Nate will take her to the park again and their relationship continues to grow.

Another consequence of going shopping with Tenma at the weekend is it will also open up the Sharon arc. Go to the Dojo, train with Tenma to have a chat with her about the shopping trip and open up the conversation about Sharon's relationship with Lee. It's arranged that Nate will have a talk with Sharon, telling her what to do with Lee so better go back to the Dojo to train with Tenma on another evening. After training Tenma will "stay back to clean the Dojo" while Nate walks Sharon home,

While leaving school at 16:00 one day Tenma will return the favor and surprise Nate at the bus stop... which is a little awkward as he's with Alice as usual. Some quick thinking by Nate manages to keep both relationships intact – but it looks like he'd better go meet with Tenma after school at the next opportunity to smooth things over...

The next weekday as soon as Nate arrives home go to the Downtown map and select Tenma's School icon. Nate will offer to help Tenma with her homework so he'll get invited back to her room where they will also chat a little about his relationship with Alice. The meeting will end with Tenma suggesting it would be nice to meet up in the pool again

Use the Phone address book to send an invite to Lee for the group to meet after school. After a little fooling around in the pool Tenma chases after Nate, falling and hurting her knee. Nate shows his concern, rubbing in some ointment.

The next weekday as soon as Nate arrives home go meet Tenma at her school to help with her homework. Once finished Nate goes to the toilet – only to catch Mirako sitting on the washing machine. The next time you meet Tenma at her school to do homework she will change out of her school uniform (not in front of Nate) and kiss him after they're finished. Return to her school for a third time for Nate and Tenma to get into some tickling – which reveals her nipple and a threat from her that you owe her!

Use the Address book app on the phone to invite Lee to the pool and wait until after school for the three of them to turn up. Tenma asks to be alone with Nate so he can repay the debt by showing her his dick.

Go to help with her homework again after school – there is some more tickling, another boob flash, with Nate and Tenma agreeing to start dating in secret.

For the moment the event (both arcs) is complete with more of the story in future updates and the "Train with Tenma" icon will no longer appear...



THE DOWNTOWN GYM

Another “event” that doesn’t appear in the notebook. First introduced into the game in version 0.4 the gym remained purely as another option to increase your Sport skill with little else to do other than fill in a small slot of time during the weekends. From version 0.10 the downtown gym was expanded and became part of the Populars route so won’t be available until that event is triggered and will then be accessible between 20:00 and 21:00 weekdays (although you can still join up at the weekend if you want to).

Once unlocked and you’ve become a fully paid up member (see the Popular route) there are several opportunities opened up for you.

As you took Mimi to get a reduced gym membership she is also a full member and her training schedule is Mondays, Wednesdays and Thursdays. Speak to her when she’s running on the treadmill and you get to join her training. The second time you train with her she’ll talk about knowing Vanessa and meeting Bryan and Dan.

On the third day of mutual jogging with Mimi she’ll invite you to join her in the sauna where you’ll have a brief chat. The fourth day is a repeat of jogging followed by a sauna session but you suggest how she could repay you for getting her the gym membership – you want her to remove the towel! This actually ends with you both being naked and Mimi gives you a hand job.

The fifth day of training with Mimi ends with you both naked in the sauna but this time you and Mimi get so excited you’ll masturbate yourselves until you cum. On the sixth day there’s no messing around, Mimi skips the running and takes you straight to the sauna for a chat where she’ll try to tell you that your rendezvous will have to end. Nate, of course, convinces her to have one last session which, after pleasing her with cunnilingus, she decides he can keep doing that to her whenever he wants as long as they keep it to the gym!

A second option is, with the app on your phone, invite either Mayo/Iris (depending on who you previously chose) or Lily to a date where you’ll be able to select the sauna (to have sex) or running on a treadmill (followed by sex in the locker room afterwards). You have to wait between dates, as usual, so it’s best to spread them around.

At 21:00 you have the opportunity to spy on the girls while they’re changing. Go into the locker room, there should be a stealth icon for you to click to enter the girls’ section. Simply click on the egg timer to advance through the slideshow until done. There are a different set of pictures for weekdays, except Thursday which is empty.

A yoga room was added in version 1.3, see page 58 for more information as I cover it better there.

If you decided to get rid of Martin by giving his flashdrive to Vanessa, his girlfriend, you will be able to talk with her when she trains on Mondays and Thursdays. This is a one time series of events so once completed you no longer have contact with her and, as part of Maria’s “Back Pain” route (rather than a regular gym event), the full description can be found on page 9.



THE PHOTOGRAPHER


Once you've got the highest rank in the Photo Sessions (see page 36) when you go to the studio on Tuesday at 13:00 (when Hailey is there and you usually can't do anything) there will be a speech bubble for you to talk with her. She will compliment you on your progress, commenting on your erotic photographs, and then invite you to the park at 17:00 – you have now triggered the event and a new girl to romance!

Turning up at the park for 17:00 you'll spot the usual date icon so click it to begin. Nate and Hailey will have a nice time, taking a few photographs and becoming "not friends". Now you just need to look for an opportunity to speak with her at school which should happen the next morning when you arrive at school when she's talking with Dan – his attempt to belittle Nate really backfires. Because of this Dan will approach Nate during school (this happened for me the next day while walking through the building) and Nate will, of course, be sympathetic (no, just kidding) leaving his rival devastated.

You will now need to speak with Hailey once again so look out for an opportunity (try outside the building at 16:00 on Thursday) to make another date, this time downtown at 18:00 for a drink. Click the icon to begin your date and increase your relationship with her.

Yes, you've guessed it, you now need to speak to her at school the next opportunity you get. I didn't get any speech bubbles during the week when trying to speak to her other than waiting for the 13:00 one on Tuesday when she is in the studio so don't give up if it works the same for you – just be patient. After the conversation you will now have another date with her in the bar after School. At 16:00 go straight to the Downtown map and click on the Café icon where you should see Hailey's picture – *don't* click on the work shift icon but instead "Meet Hailey". The lovely Amy will serve you and Nate will finally tell Hailey he works there with Lily with your relationship with Hailey increasing. After the date, at 17:00, you can still work a shift if you're in need of the funds.

Repeat the date at the bar the next day you can and you've finished the event for now – just friends with Hailey at the moment with, hopefully, more to come in future updates.



TROUBLE IN HELL

This event will begin as you progress through the Math lessons and see how the storyline evolves there. You will also need to keep an eye out for the chance to speak with Bryan and Dan (such as when they're running on the field at 13:00 on Wednesdays) where they will tell you about Vicky and Seth having sex during school. When you go into the yard at 13:00 on Friday there will be a peep icon to the left of the building – click on that to spy on Vicky giving Seth a blowjob.

NOTE: Please remember that there is a *thirteen week* gap between the fifth lessons (end of term) to the new series of lessons beginning in the New Year. This has been catching a lot of people out and is an atrocious bit of game planning but Walkius didn't want this event to start too early and it's his game, therefore his decision to make.

Keep going to Math lessons once a week until you and Hailey catch Vicky giving Mr. Phillips a blowjob – with Hailey taking some incriminating photos! You will need to wait for an opportunity to speak with Hailey when she is alone (try Thursday at 16:00 outside the school building) where she will tell you she has a plan to break-up the gruesome twosome – although Nate will have to wait until tomorrow!

At 09:00 when you arrive at school there will be a huge public argument happening between Vicky and Seth – looks like Hailey's plan has worked! Find an opportunity to talk with Vicky (try in the hallway on Friday at 09:00) so Nate can try turning this situation to his advantage. It won't go too well but be patient, wait a few more days and try again.

While you wait for Vicky to open up try spending the next two lunchtimes with the Populars and also Bill to discuss the public break-up.

Speak to Vicky in the West corridor at 09:00 on Monday (there's now a new image of her and Seth stood apart, arms folded, not looking at each other!) where the ice queen will have thawed just a little and will actually apologize to Nate. It was only a little progress but when you get to speak with her the next time (try 16:00 in the yard on Thursday) she will be now a little more open with Nate and he can choose to take her to either the dance studio (to show off the moves Ako has taught him) or photo studio (to show off his photography skills). Whichever location you choose (and, hopefully, by now you'll have skills in one or both rooms *to show off!*) Nate will score a date with Vicky at the weekend.

At the weekend (either day) go downtown between 13:00 and 16:00 to begin your date with Vicky. This date can be practiced first on the main screen as there are a number of outcomes (some of which include a blowjob from Vicky – I give a couple of examples on page 50) in different venues.

Chat with Vicky at school on Monday at 09:00 in the West Corridor about the date when Nate will tell her he's more popular in school than Seth who doesn't really have any friends.

The next morning, arriving at school, there's a sweet moment when Nate touches Vicky's hand in a secret gesture – but it's going to annoy her and get Nate a telling off when he leaves school at 16:00. She'll arrange a meeting for the next day in class after school. At the right time go upstairs

to Class D (the one where you usually have English lessons) where she'll be waiting for Nate to continue the earlier conversation.

Give Vicky some time to think about her relationship with Nate, then find a time to go and talk with her during the day at school (try in the hallway on Friday at 09:00). After a brief chat they'll make arrangements to meet in the yard after school for a secret kissing session. You will now be able to invite her to the movies

The first time at the cinema Nate offers to massage Vicky and the date finishes with a kiss. Find the opportunity to talk with her again at school where they'll talk about the date and arrange to meet downtown after 20:00. When you click on the pushpin around that time Nate arrives just as Vicky does and they have a romantic walk with each other.

Now you just need to wait for a little while, when Vicky is ready she'll visit Nate at home when it's midnight and he's tucked up in bed (so probably better that you don't go clubbing with Abby every night this week). Slipping around the back of the house to the pool they both have a midnight swim (naked of course) and their relationship progresses a little further (although still not *that* far!) You will now have the option on your phone (in the address book under her name) to be able to invite her for another midnight swim.

During the second midnight swim Vicky still insists on no sex, however she does allow Nate to kiss her pussy (which he turns into a "French kiss"). [In the first release including this event it was possible to invite Vicky straight away so you didn't need to wait another day. It might be worth trying to see if Walkius hasn't spotted it yet]

Find the opportunity to talk with Vicky at school and she'll arrange to meet up with Nate in the Gym after school. This is one chance you don't want to pass up, still no sex but she does take Nate into the storage room to give him a hand job (with animation).

You will need to speak with her again at the next opportunity (if you're lucky and that Gym meeting was on a Monday you'll find her straight away in the front hallway) and she'll ask to meet up in the Gym at the end of the day again. This time Nate will reward her with a little oral sex (which can now be repeated every Wednesday afternoon in the Gymnasium).

Now, using your phone app, send Vicky a text to invite her for another midnight swim. It's the same routine as before but, after a little of Nate's special "French Kiss" he can't hold back any longer and they have sex (nice animation again!). You can repeat this same scene anytime you like, just use the app to invite Vicky over for another midnight swim.

You've finished this event...

VICKY DATE WALKTHROUGHS

Just like the one with Alice there is no definitive solution to the Vicky date – there are a number of options and outcomes throughout the date. Here I give you two short examples in which Nate gets a blowjob from Vicky in either the Diner (Option A) or the Spa (Option B) and ends the date with a kiss. Use these as your initial experiments – they are just two of my more successful attempts and I may tweak them in the future (or why not let me know if you have any better ones!) There doesn't appear to be any right or wrong date with all outcomes having the same result on Vicky's Lust and Relationship values.

=====

OPTION A

No other friends than me

Cafe → Change subject → Introduce Vicky → My date → Taquish her → Talk about her promise → Watch her boobs

Shopping → The sexy short → Love it → Blue dress

Diner → This is why nobody like you → Wait for Vicky → Talk about her promise

=====

OPTION B

No other friends than me

Cafe → Change subject → Introduce Vicky → My date → Taquish her → Talk about her promise → Not interested

Shopping → The sexy short → Love it → Black dress

Spa → Very sexy → Offer a massage → Massage for Vicky*

=====

* Alternately, you can select "Massage for Nate" where he enjoys the massage so much Vicky gives him a blowjob after he turns over.



TROUBLE IN PARADISE

This event won't trigger until after the New Year during Gym Lesson 8 (which should be your second Tuesday in January). It seems Christy is angry with Karly and her jealousy, something that the rest of the school has noticed but Nate has totally missed, despite his relationship with them. Time to have a chat with them to see what's going on – go to the Gym on Wednesday at 13:00 where you should see a speech bubble with their names on which, once you've clicked, Christy will take Nate to one side and explain the situation.

Now you need to wait for something to happen – which in this case will be when Ako approaches you after school with another one of her diabolical plans. You are given the options of “Yes” or “No” but the outcome is pretty much the same just with slightly different dialogue.

Have a chat with the two girls on Thursday morning at 09:00 in the yard where they'll go into much more detail about their argument and you now have to make a decision... do you split them up or not? *Be careful, the decision is non-reversible* but you do get new content with whichever choice you make... (If you don't want to split them up go to page 53 and read the section: “Don't do it”).

NOTE: Okay, first up, the game actually says *Be careful, the decision is non-reversible* – but you can obviously reset the choice at any time using the Cheat Mode on the bedroom laptop (as you can with the other decision) but you have to play through the event from the beginning.

But which decision should you make? Well, there are no real disadvantages to any choice (and there are new scenes either way) so it's really a matter of taste. If you're not bothered about spoiling the game then read through all the arcs as I've written them down to make a decision. If you *don't* want to spoil the game and take things as they happen then all I can say is:

If you're happy with visiting Christy at home and getting those threesomes with Karly then don't split them up. *But*, if you're bored with the threesomes at Christy's pool and would like some alone time with her then make them break-up.

Splitting them up also gives the choice whether to betray Ako or not... The Christy arc remains unchanged you literally have a choice of sharing Karly (ie watching her with Ako) or not (and Nate having a little bit of fun with her himself).

Make them break up

Choose this option to be the bad guy – or if you're bored with the Nate/Christy/Karly triangle. Ako will meet you after school for you to report back to her and she'll give Nate his instructions for what to do next – invite the girls to the nightclub and she'll seduce Christy while Nate keeps Karly distracted.

NOTE: You will not be able to continue with this option unless you have full access to the Nightclub so progression through the “Clubber” event (see page 14) is essential – either wait until you're doing that event or, if you're impatient, don't try splitting Christy and Karly up.

Wait until you get the chance to speak with Christy and Karly again, (try Monday 13:00 in the yard) where Nate will arrange to meet the girls at 22:00 that night. Go to the Downtown map at the right time and click on the Nightclub icon to begin Ako's dastardly plan. Everything works out and Karly catches Ako kissing Christy!

Wait until something happens... which will be a huge fight between Christy and Karly when you turn up for school the next morning. The event now splits into two arcs which you can run through at the same time:

Christy's Arc: After witnessing the argument look for an opportunity to talk with Christy (try Tuesday at 09:00 in the main hallway) and she'll offer to meet you in the Café after school. Go there at 16:00 and chat so she can admit she might be ready to give men a chance again – don't waste any time, go to her home straight away!!!

Go back to her home another day after school to progress a little further... Christy is now not allowing Nate to have sex with her just yet. Return to her home another day after school and Nate will be introduced to her bedroom – and a nice blowjob.

Ako will approach Nate after school looking for the latest news about the break-up – and particularly Nate's friendship with Christy. Next time you go to Christy's home Ako will be there waiting for you. Unfortunately Christy tells Ako that she's now dating Nate – which doesn't go down too well! A quick meeting with Ako outside to placate her and... set up a threesome, of course!

The next time Nate goes to Christy's home they finally have sex, again. Any further visits to her home gives you the options of "Join her in the pool" (for outside sex), "Knock to the door" (for bedroom sex) or "Wait for Ako" (first time go to movies, second time onwards is that threesome). *You have finished this event.*

Karly's Arc: Find an opportunity to talk with Ako when she's alone (such as Tuesday at 16:00 in the West Corridor) where she'll give Nate his next orders. She wants him to talk to Karly so look for an opportunity to find her (such as in the yard at 09:00 on Wednesday). Nate will tell her he's not talking sides, he's friends with both of them and will be there for her (no strings, of course!) so he invites her to a movie with him and Ako.

Go Downtown after school and enjoy the movie. You now need to return to the Downtown Café straight after school – there won't be a Karly image next to the pushpin but go in and you should get the "Meet Karly" icon. After a little chat you'll be given another decision: "Help Ako" or "Fuck Ako! I don't want to share!" which splits the arc into two further paths, depending on how you'd prefer to play the girls...

Help Ako: If you choose to help Ako select the Party icon on the phone and then "Organise a night club" will include an option for "Karly & Ako". Go downtown at 22:00 or later to meet up with the two girls. They'll drink a little too much, leading to a naked swim in Nate's pool.

At the first opportunity you get use the Party icon on the phone and select "Go to the beach", obviously choosing "Karly & Ako" to arrange an afternoon on the beach (or after school if it's a weekday). Ako will eventually lead you and Karly to the nudist beach and then go off behind the cabin with Karly. Nate, of course, will secretly watch them as they lick each other – and then Ako will reward Nate in the cabin by rubbing her pussy up and down his dick until he cums. This date is now repeatable. *You've finished this event.*

Fuck Ako! I don't want to share: If you want to keep Karly for yourself choose this option and wait for an opportunity to talk with her at school – she should approach Nate after school the next weekday. To help Karly get over her depression Nate suggests she go home with him to try out their pool. Thanks to Alice acting as wingperson Nate gets to find out where Karly lives.

Nate will also need to speak with Ako at some point (try Monday at 09:00 before the English lesson) to tell her that Karly isn't interested in anyone else.

After the next school day go to the Downtown map and find Karly's Home icon for a surprise visit. Not too much happens but Nate does get Karly naked and fingers her, with the promise of their now being friends. *You've finished this event.*

OR...

Don't do it

Choose this option to be the nice guy. Ako will meet you after school for you to report back to her – Nate will tell her he's not prepared to split Christy and Karly up as they're his friends and they're trying to repair their relationship. The outcome will be you'll lose Friendship points with Ako – it won't affect any of the other events so don't worry about it.

Find an opportunity to talk with Christy and Karly again to find out their relationship is still on and a suggestion of going to the beach. Click on the Party icon on your phone and then the "Go to the beach" option and select "Christy & Karly" to set up a date for that afternoon (or if it's a weekday you can go after school).

During the beach date it becomes clear the two girls are beginning to patch things up between themselves. Perhaps Nate should invite them to the beach again? The next time it seems everything is getting back to normal – and even Karly is warming up to Nate even more as they all retire to a cabin for sex... including Nate finally getting to fuck Karly.

Using the Address book app on the phone send a movie invite to Christy and arrange an afternoon to go see a film with the two of them. After the film they go back to Christy's bedroom, Nate licks out Karly and then fucks Christy, leaving them so Karly can give her girl an orgasm. The balance has been restored and *you've finished this event.*



TWINS' GROUP ROUTE

Pop along to the Library on Thursday at 09:00 to get your first conversation with the twins and they'll invite you to lunch where they will introduce you to the rest of their group (Lily and Hailey). They will also invite you to meet them in the yard after class so, if you want to join the best group in the school, you know where to be at 16:00!

There's a nice initiation sequence for you to become an official member of the Twin's Group, although Lily and Hailey want nothing to do with it so you'll have to meet up with them all in the cafeteria during the next lunch break.

Now the bowling evening will be available to you – the first one is after school at 18:00 and you have to look on the downtown map to find it. Once completed you can organize another session simply by using your phone (the party icon on the right of the phone screen) but you'll have to stump up \$10 a time.

When you first arrive there's a choice of playing or going for a drink – the latter choice will only work when your relationship has grown enough with Lily. Click on the drink option and you can take Lily into the alleyway to have sex. Repeat on another date and the twins catch you for a little voyeurism session.



The Twins' Group: Mia, Ava, Hailey & Lily



WANT SOME COFFEE?

During your second day at school you'll meet Bill during the first gym lesson and he'll invite you to have lunch with him where he'll tell you some interesting information including about the Café across the street where you can now work.

Click on the map after school and go downtown to the Café to speak with the girl behind the counter who you'll discover is Abbigail, the owner, and she'll get Amy to show you the ropes. You will now be able to return when you feel like doing a shift there when you'll be paid \$25 per hour (you usually work a two hour shift and receive \$50). The best times to go are Tuesday, Thursday (after school) and Saturday (16:00), when you also get the chance to meet Lily and create a friendship with her.

Note About Money: Yes, you will need money within this game. Every Saturday you receive an allowance of \$50 from your Mom but it really won't take you very far – if you've started "Massage" and "Yoga" events you'll have noticed your shopping list is already shorts (\$40), sun block (\$20) and massage oil (\$30) for a bill of \$90 without even *considering* the online lessons you'll need! At the end of week five another source of income is introduced so you won't rely on Café work quite so much.

But don't think the days Lily doesn't work aren't interesting either! Your first shift there you'll catch Amy undressing in the locker room. After that each time she'll leave the changing room as you enter. Make sure you go for at least two shifts to witness both Lily and Amy scenes because they're both important steps in this event.

Now you'll have to wait because while progressing through the "Clubbing" event (see page 14) to the point where Abbigail invites you to the nightclub during the week. Send an invite on your phone app and go downtown at 22:00 or 23:00 where you'll find a Nightclub icon, click to meet up with Abbigail and she'll introduce you to two of her friends – Triss (your Yoga teacher) and Samantha (your Computing teacher).

You can't have too much of a good thing so return to the nightclub on the next weeknight (remember to send the invite to Abbigail!). After dancing, when the option to get the girls' drinks comes up get one for Abby. We all know she can't handle the drink too well so Nate will have to take her home (again). After waking up Lily so she can let you both in Abby passes out on the floor. Nate and Lily start getting ready for sex on the couch with a panty-less Abby asleep next to them – but Nate goes one step too far and gets thrown out.

Go to work at the Café at your next opportunity to discuss the night with Abbigail. She'll tell you Lily informed her about ripping off each others panties and that Nate saw her pussy. Next time you invite her to the nightclub get Abby a drink – you know what'll happen, Nate will have to take her home again but this time Lily won't interrupt and he gets to finger Abbigail on the couch.

Next time you're working at the Café Nate and Abbigail chat about him abusing his boss and she'll take him into the changing room where he'll be disciplined – his punishment for fingering her the time before is to give her another good fingering. From now on, after your shift at the Café you'll be given the options of "Leave" or "Make Abby horny".



WINTER HOLIDAYS

On December 16 Maria will talk about the Winter Holidays during your evening meal when she'll ask if you would all like to go to the mountains, setting the date for December 22. This is a one off lasting a whole week and there will be no event or further details set out in your notebook. Keep in mind a lot of the interactions will depend on Nate's relationship with the family so you need to have completed some of those events before reaching this date otherwise some of these scenes will not be available to you!

As soon as the day arrives you will be whisked away on the journey, the whole day being one long set piece introducing you to Maria's old friend Emma and her daughters, Coline and Meg, before dumping you back into the game that night – there won't be anything to do really at this point (click on the map icon to see the layout of the holiday village, not that you can go anywhere just yet, and the journal) so, after familiarizing yourself with the edited down game screen go to bed.

There are several ways to go through this week but, for this walkthrough, I'm going to concentrate on one storyline at a time. Feel free to experiment as you have time to run through all the storylines in a number of ways depending on which characters you prefer.

When the first morning starts you will be with Mimi and Alice, both with speech bubbles – begin by talking to Mimi so she can show Nate the only shop in the village and drop an unsubtle hint where you can buy them gifts. Each gift will cost you \$50 and will increase your friendship with the family member you bought it for (and Alice's gift will open up an additional sex scene). You can keep going into the shop to buy your gifts but make sure you've decided before Christmas lunch on December 25. If you have the funds buy all three, otherwise pick according to your favorite character and available money but I suggest Alice as a priority because of the extra scenes.

Return to the cabin and speak with Alice, the conversation moving to the bar where Nate will learn more about Coline and open up a new storyline. Once the conversation is over an icon will appear in the centre of the map "Meet Coline and Alice" to click and continue the storyline learning a little more about Coline.

Now it will be dinner time so click on the icon at the restaurant to meet up with Emma and her family. Once the meal is complete it will be evening, head on back to the cabin, talk with Maria and go for a walk with her. The day will now be over and Nate can go to bed.

Nate wakes up on Christmas Eve, have another chat with Alice to invite her for a walk and a chat, about Coline. There is a mini-game of Hide and seek where Alice will hide in one of four locations. If, after two choices, you can't find her Alice will appear and Nate won't get his reward – if you *do* find her (*cough*, behind the well) Nate gets a kiss.

Now click on the icon to "Meet Coline and Alice" to build a snowman with the girls and further Nate's friendship with Coline – this will be useful really soon.

Okay, now it's dinner time so click on the icon at the restaurant to meet up with Emma's family again and continue the chat with Coline.

Once the meal is over it will be evening so return to the cabin and click on “open the door”. It’s Meg come to see Mimi, but luckily the eldest sibling isn’t there so she’ll have to make do with Nate! After having oral sex with Meg click on the wait icon and then the day is over so go to bed.

It’s Christmas morning! You awake with no-one in the cabin so click on the map to find out where to go (this is also your final chance to purchase presents for the family) and then click on “Start Christmas”. Enjoy the meal and it will be time to hand out the presents you purchased for the family (if you did).

Go back to the cabin and speak with Alice. *If* you bought her the sexy Santa outfit as a present there will be an extra option “show the new costume” (which you should click *now* before continuing) in which the cheeky Alice will wear her new outfit with no underwear leading to a choice of sex or a blowjob.

Speak to Alice about Coline and she will explain her friend is still a virgin and would Nate like to help her out. You will be given two options, to continue the storyline select “Yes, I in!” and when Coline arrives Nate gives her oral sex and an orgasm. Alice and Nate then conspire to take thing with Coline further...

It’s dinner time again! Click on the map icon and then the meal icon to begin – although everyone is still full from the Christmas meal and instead fall asleep until the evening. Now head off home to the cabin, wait for night time and then go to sleep.

Boxing Day morning you can chat with Alice again so click “Invite Coline” to continue your dastardly plan (if you bought Alice the Christmas present ignore the other option for the time being). After some dancing in various stages of undressing Alice and Coline will give Nate a lesbian show.

Click on the map icon and then “Meet Maria” to have an interesting chat with Maria and her old friend Emma which will not only enlighten Nate but open a new storyline. Once the conversation is finished it will be dinner time... you know what to do.

Once dinner is complete return to the cabin. If you want to see another scene with Meg “open the door” and she will arrive to have a shower – follow her to see her naked and then Nate will perform oral sex on her. “Invite Coline” and Nate will finally be able to take her virginity. Once finished it’s time to sleep.

Next morning have a chat with Alice and tell her what happened with Coline. *If* you bought Alice the Christmas present speak to her a second time and then select “Show the new costume again”. Alice will get changed into the sexy Santa outfit but just as they both get started Mimi will burst in on them! After changing into stockings and suspenders Mimi will join Alice and Nate in a threesome – Nate fucking Alice as Mimi sits on his face.

Click on the map icon and then “Meet Maria” – after a little playfulness Nate takes her back to the cabin. Just as they’re about to have sex Emma arrives, leaving Nate no other option but to hide before she can catch him in an awkward situation with Maria! From his hiding spot Nate enjoys watching Maria and Emma recreating their old lesbian days as they have sex.

Yes, you’ve guessed, it’s now dinner time... go and have that meal again. Alice will announce she’s sad because there are only two days left of the vacation. She’ll also let Nate know there’s going to be a New Year’s party and he’s invited. After the meal go back to the cabin and talk with Maria about her relationship with Emma. Wait and then go to sleep.

Wait until the afternoon, go to the map and “Meet Maria” to find Maria and Emma having a chat on the bench again. Maria will leave giving Nate a chance to speak with Emma alone – and the option to blackmail the Eva Green look-alike into having sex with him!

Once dinner has been eaten, on the map you will now have the option to “Meet Mimi and Meg at the party”. After some drinking and dancing Nate ends up alone with the two girls for a threesome where, at first, he takes Mimi while Meg sits on her face (which is the full scene if you choose to “Cum in Mimi”). For an extended scene pick “Take Meg’s ass” where Nate will fuck her doggy-style until he cums. Go back to the cabin for some sleep.

The morning of December 29 you automatically go home and the Winter Holidays are officially over, leaving you at 18:00 to continue with the game as normal.



YOGA

Go to the pool area at 07:00 (weekdays), Mimi is doing yoga and you can speak to her. The first time she’s concentrating so she won’t converse much but you’ll have discovered a new event!

Now you need to go back to speak to her on another morning... you ask her if she’s doing yoga and the conversation pretty much stops there again. It does, however, open up the chance for you to go back to your laptop and research “what is yoga” online.

Now the third conversation during the morning will be much more successful as she invites you to try a little bit with her. To be able to continue doing regular morning sessions she’ll tell you to buy a pair of shorts which you can do from the online shop (\$40).

At first you’ll need to do yoga with her to raise the friendship level but eventually you’ll get a [Remove your top] option. Once you’ve completed a topless yoga session at the next try you’ll be given the option of telling Mimi “You should do the same” but you will really need to have increased your persuasion skill to 4 by taking online Communication lessons at \$60 per lesson or you’ll just annoy her.

Once completed you can regularly do topless yoga at 07:00 during weekdays with Mimi – the only pay-off from this event – and it appears you can only max the level out at 10 at home anyway. Unless you get the opportunity to add other members of the family of course...

Keep talking to Alice at every opportunity because one day Nate will bring up that he’s doing Yoga with Mimi and invites her to join them. The next time you go to the pool area during the week and click on the yoga icon you will now be given the option “With who do you want to do yoga?” and the options Mimi or Alice & Mimi. Choosing the second option you fetch Alice who will join you in your yoga session – and be completely unfocused in her first attempt. On your second attempt the three of you will try the special topless yoga (although Alice doesn’t feel any of the benefits). Nate fools around during the third sessions leading him and Alice into the bedroom to fuck – only for Mimi to walk in and cock block him! The fourth time Mimi will tease Alice, asking if the two of you had sex after she left. Fifth time is a charm – Nate fools around again but Mimi makes you have sex with Alice in front of her as part of the deal made in

“Busted” (I assume this section of the yoga doesn’t trigger until you’ve progressed through that event.)

Also keep talking to Maria because, eventually, you also get to invite her for your yoga mornings. Another option button will appear after you click on the yoga icon (as in the previous paragraph about Alice joining in) and when clicked you fetch Maria to join you and Mimi. The first time is nice, Maria shows she’s still fit and can keep up with you youngsters. Keep inviting her because, on the third try, Nate will try the topless yoga trick once again (although, to date, that does seem to be as far as that option progresses).

You will now also find a yoga session whenever you go downtown to the Gym. Most days the room will be empty but if you go on Tuesday or Friday at 20:00 there is a session you can join in with. The first time you click on the yoga icon you’ll introduce yourself and be told it’s an advanced class only – you should have progressed enough while running through the weekday mornings with Mimi (if not wait and practice some more) so click the icon a second time to join in with the class. Your yoga skills will increase each time you attend up to the maximum of 15 and after a few sessions the teacher will keep Nate back for a personal lesson (at this point the event will be completed and checked off).

At your next class the teacher will keep you back again – but this time her boyfriend Dimitri will appear. Nate gets the feeling he should follow them and he catches them having sex in the locker room. This will all repeat in the same sequence during your next class – except Mimi will catch you spying! This ends with you and Mimi having sex in the locker room and will keep repeating every yoga session.



SCHOOL LESSONS

The remainder of this guide will cover all the school lessons with the days collated into subjects. Rather than placing these alphabetically like the rest of the events I thought I’d put them at the back as there are answers to some of the tests and, as every schoolboy knows, the answers are always in the back of the book!

The majority of the tests are very simple, unless English isn’t your first language, but I’ve listed *everything* because some people may struggle with the odd question.

ENGLISH

Lesson 1

This is just a basic introduction. There is a scene concerning passing a note to Alice but it doesn't appear to make any difference which options you choose (if you give the note quickly to Alice you'll get caught by Mrs. Daniels but whether this makes a difference to later events we don't really know yet).

Lesson 2

To gain a skill point in the second English lesson you are confronted with a grammar test. It's not very difficult, sorry if you find this condescending but the answers are:

The boy **is** 14.

She **does** not take a shower.

Bryan is **in** the kitchen.

Bryan **eats** a pizza.

Bryan is **leaving** this class.

Lesson 3

Another test (boo!) this time about conjugation and, again, it's not very difficult...

Help = **helped**

Be = **been**

Think = **thought**

Play = **played**

Eat = **ate**

After the test Alice is asked to the blackboard where Seth will trip her up. Outside, after the lesson, there is a confrontation where you get two choices: "Restrain Alice" or "Hit Seth". To hit Seth your Tae Kwon Do level must be 3 to succeed; you'll upset him and lose friendship with him (who cares!) *however* you'll impress Alice and Ako, increasing your friendship with them (hurrah!). Restraining Alice makes her frustrated and Ako will tell you to leave them alone while she calms her down.

Lesson 4

A test on your knowledge of books which, again, shouldn't be too taxing:

The Lord Of The Rings by **J.R.[R.] Tolkien**

Harry Potter by **J.K. Rowling**

Les Fleurs du Mal by **Baudelaire**

Da Vinci Code by **Dan Brown**

Hamlet by **Shakespeare**

After which you'll ask to be excused to go to the restroom. Along the way you'll find poor old Erwan trying to chat up Lily. "Intervene" and Lily will ignore him, eventually taking you off to the restroom for a quickie – unfortunately Erwan turns up in the other stall for a cry before you can really get started. Alternately, selecting "Let's see what will happen" good old Lily will let the guy down none too subtly and leave him standing there all alone. Awww.

Lesson 5

The final lesson of the term is another easy test:

Romeo and Juliet by **Shakespeare**

Yesterday, I **ate** an apple.

Sophocles is a famous Greek author

I am **spending** time with friends

The Old Man and the Sea by **E. Hemingway**

You are rewarded with your persuade skill increasing by 2 and then Mrs. Daniels gets frightened by a spider, injuring herself in the fall and you get to spy on her going topless as the nurse checks for bruises...

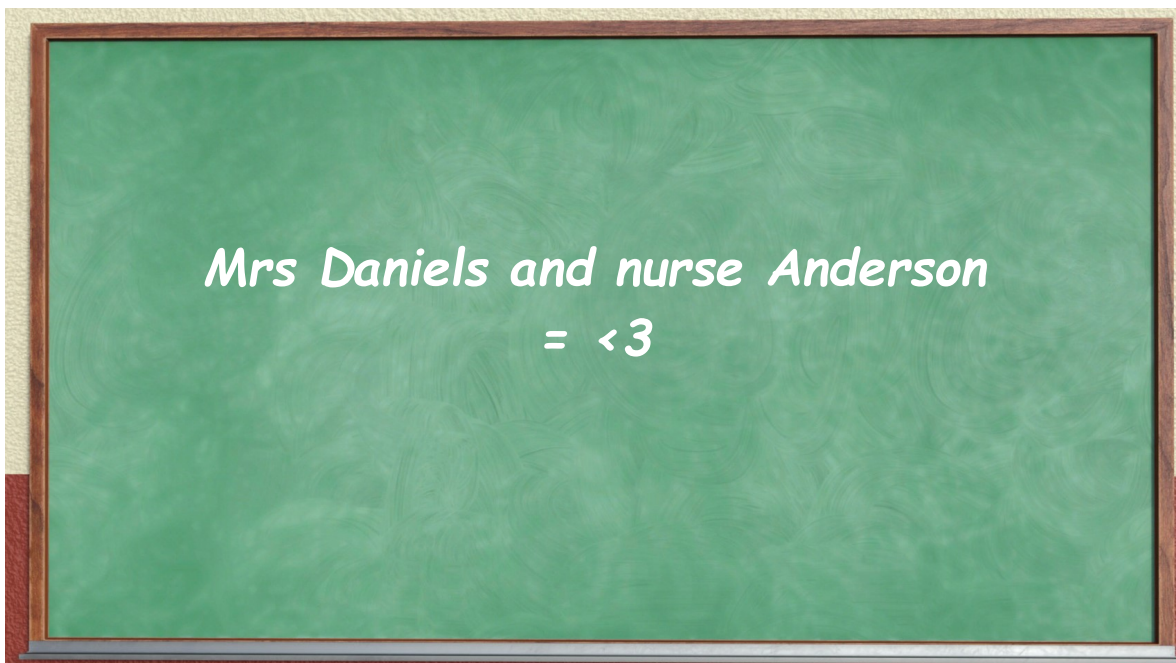
Lessons will stop here until the New Year begins – you will be shown random sequences instead. Note that your skill also won't increase during this period and you'll remain at 5/7...

Lesson 6

Nothing really happens in this lesson although Mrs. Daniels catches Ako passing a note to Nate which has a drawing of her and a spider...

Lesson 7

There's some graffiti on the black board about Mrs. Daniels and Nurse Anderson – Nate's class almost get detention. The storyline continues but there's very little happening at the moment.



GYM

Lesson 1

This initial lesson in the gym serves as your introduction to Bill who will become one of your friends and a useful ally. During the basketball game you will be given two options: “Mark Vicky” or “Charge Seth” – it really doesn’t matter which option you choose because, either way, you’ll end up on your ass and still get that lunch with Bill (which will, in turn, trigger the option to work in the Café as described on page 55).

An added bonus is, from now on, the Pool is unlocked for you to go swimming on Thursdays at 13:00 but you’ll need to progress in the lessons before the event can go further...

Lesson 2

Another simple lesson with no choices to make. After a second disastrous basketball game in the gym you injure your ankle, so Bill takes you to meet Nurse Jane Anderson. You should now find the Pool is also unlocked for you on Fridays at 13:00 – keep going to follow through the storyline with the swimming races until Lily will eventually reward you with sex by the pool.

Lesson 3

For this lesson in the gym you turn to volleyball with Emily and you against Seth and Vicky... obviously you’re going to lose but after the game you get to choose whether to follow Seth and Vicky where you can spy on them in a storage room having sex.

Lesson 4

On the baseball field you are instructed to run around for endurance. You get the option to “Run with Emily” or “Run behind Vicky” and then your choices become “Continue to run” or “Try to make her fall”. Continuing to run is boring, nothing happens, however if you try to trip the girl you’re with there are further scenes. Trip Vicky and you get to follow her and Seth back to the lockers to watch them have sex. Trip Emily and you take her back to the locker room where, if your relationship has progressed enough, you can have sex with her. Whatever choice you make this unlocks the chance to run on the field at 13:00 every Monday (repeating these same options.)

Lesson 5

To round off the first term you now move to the pool where, after the lesson, you can spy on the girls in the locker room. Call out to Alice, Emily or Ako (if you’ve had sex with them previously) or just wait for them to begin arguing... This event is now also repeatable every Thursday in the pool at 13:00.

Lessons will stop here until the New Year begins – you will be shown random sequences instead. Note that your skill also won’t increase during this period and you’ll remain at 5/8...

Lesson 6

A nice little game of basketball in the gymnasium with nothing really happening – except Bill tripping and ripping off Emily’s shirt! Speak with Bill at the next lunch opportunity where he’ll ask you to apologize to Emily for him (bless!).

Lesson 7

A lesson in the pool – and Ako finds out why you’re not supposed to run along the sides! After falling down and hurting her bum Nate takes her to see Nurse Anderson.

Lesson 8

Today Classes C and D train together which gives you the opportunity to see Alice in a cheerleader’s outfit! As it turns out there is a little bit of “Trouble In Paradise” as Christy argues with Karly about her jealousy – and you have triggered the event of the same name (see page 51).



The Faculty: Miss Evans, Mr Dixon, Mrs Daniels, Mr Ludson, Nurse Anderson, Mr Phillips and Miss Hope

MATH

Lesson 1

Nothing really happens during this lesson other than you discover what a creepy pervert Mr. Phillips is and you'll get an idea of how this storyline is going to unfold. Once finished you'll go straight into the introduction to Emily – your only choice options will be whether to stick up for Emily when Ako teases her. It won't really matter which you choose but defending Emily will increase your friendship with her a little.

Lesson 2

This begins with a math test – don't panic, it's not difficult and I'll put those answers here for you anyway:

$$14 + 11 = 25$$

$$27 - 14 = 13$$

$$11 \times 3 = 33$$

$$54 / 2 = 27$$

$$4^2 = 16$$

Once completed Mr. Phillips will invite someone to the board. If you say nothing he'll ask Emily to come up, if you offer he'll try to get Emily but you insist. It really makes no difference which option you choose.

Lesson 3

Arithmetic test again. Groan. Slightly harder than before but still nothing too taxing...

$$113 + 52 = 165$$

$$113 - 52 = 61$$

$$113 \times 3 = 339$$

$$113 / 2 = 56.5$$

$$6^2 = 36$$

Mr. Phillips will keep Emily back after the lesson and you have a choice to "Intervene" or "Stay quiet". If you intervene you will save Emily from the creepy perve and gain some friendship points with the lovely lady – however, staying quiet means Ako will come along as the hero and you'll gain nothing.

Lesson 4

Now for another test, simples this time as you're shown:

A right angled triangle

An isosceles triangle

B = **60 cm**

A square

Area is **16**

Mr. Phillips turns his attention to Vicky and you get the opportunity to "Shoot him with a pen" or "Don't do anything"... Not doing anything doesn't make any difference whereas shooting him with a pen gets you some gratitude from Seth and your friendship with him increases (which *may* be useful in future events...).

Lesson 5

More sums for you to do:

$$1111 + 555 = \mathbf{1666}$$

$$1111 \times 60 = \mathbf{66\ 660}$$

$$(x + 6) / 2 = 5 \text{ [click on } \mathbf{4}]$$

Angle is **90°**

$$f(x) = (x - 157)^2 / y \text{ [click on } \mathbf{\text{any answer!}}]$$

Creepy Mr. Phillips will ask Vicky to stay back after class which, of course, you just *have* to peep in to see him spanking her... Your choices are "Don't do anything" (which leaves you with something over her and Seth) or "Intervene" where you'll find out Vicky is deliberately letting Phillips spank her (and you get to touch her butt). I've not tested the other option thoroughly yet but, looking at the storyline unfolding, it's probably better if you select "Intervene"... You have now started the path for the "Trouble In Hell" event (see page 48).

Lessons will stop here until the New Year begins – you will be shown random sequences instead. Note that your skill also won't increase during this period and you'll remain at 5/7...

Lesson 6

After the previous lesson Mr. Phillips will be a little quiet and lets the class continue reading in silence. Afterwards he tells Nate to stay for a quick chat about what had happened before. Your choices are "What are you going to do?" or "I'm sorry Sir". The first option depends on you persuasion skill (but, after running through several times when compiling this guide I succeeded every time when my skill level was 7) and will get a promise from the Math Teacher of high grades. Pick the second option and Nate will tell Mr. Phillips he will forget what he saw, although thinking to himself to use the information to his advantage later on!

Lesson 7

Another lesson with quiet time – however, Mr. Phillips wants to see Vicky afterwards to continue what was interrupted last term! He takes her somewhere private where, he hopes, they won't be interrupted again – and along the way Nate collects Hailey who takes photos of Vicky giving Mr. Phillips a blowjob for higher grades. Now you can continue with the "Trouble In Hell" event (see page 48).

BIOLOGY

Lesson 1

Nothing really happens during this lesson. I don't even think it unlocks anything but you still have to attend and you'll get Biology +1.

Lesson 2

Now we have a written test, again nothing too difficult but here are the answers anyway:

Image one is a **bacteria**

Image two is a **cell**

Image three is a **nucleus**

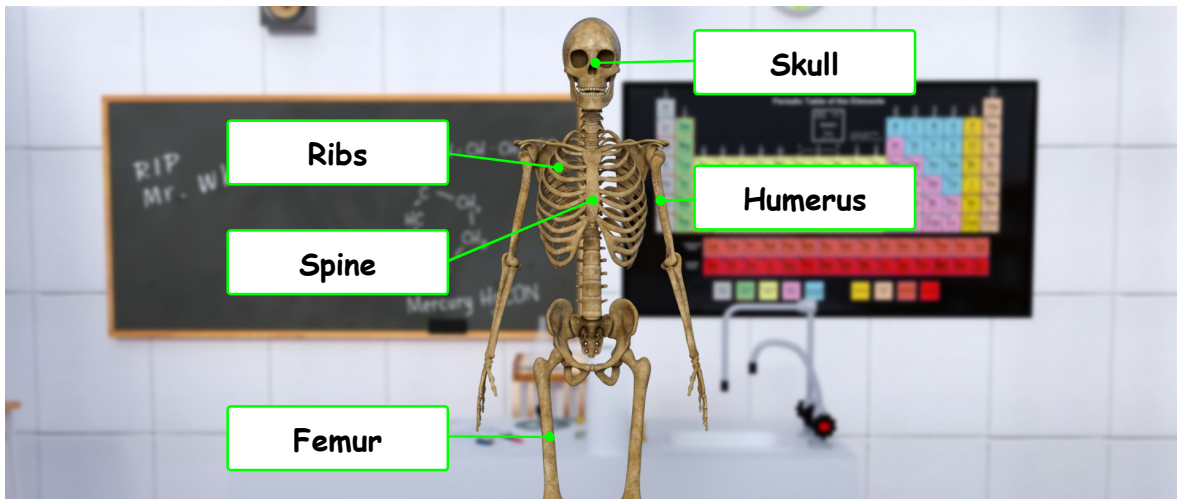
Image four is a **DNA**

Image five is a **chromosome**

After the lesson you drop your pen and spot Vicky giving Seth a hand job at the back of the class...

Lesson 3

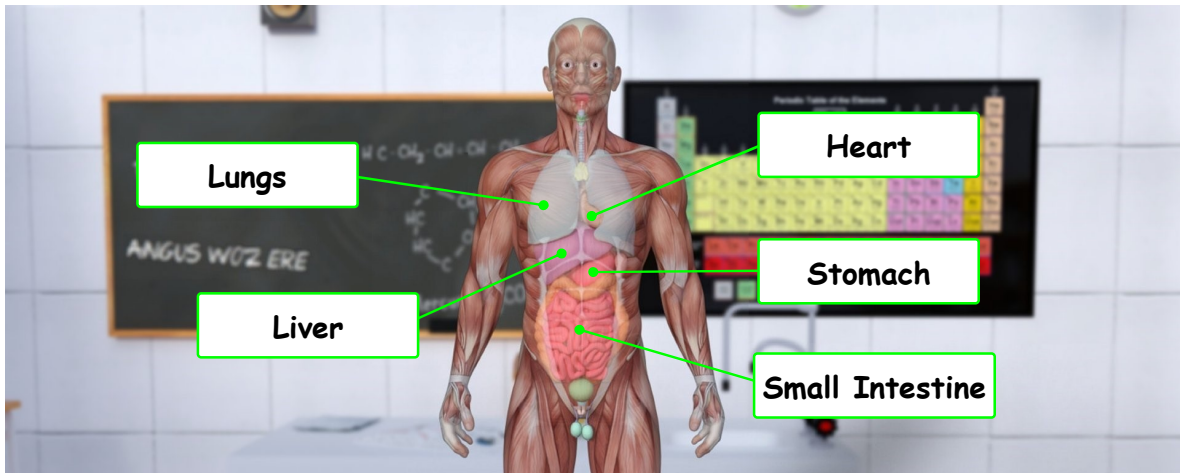
Another pop quiz, this time based on the bones in a human skeleton – still not too difficult ...



After the test Miss Hope will get Nate to the front of the class to strip so she can show anatomy to the other pupils...

Lesson 4

The anatomy test continues with Mr. White...



This time it's Ako's turn to strip to her underwear for the class...

Lesson 5

The final test of the term for Biology

Image one is **a sperm**

Image two **the right ones** are female chromosomes (XX)

Image three is of **the mother cell**

Image four **Number 1** is the best position

Image five is **all of them**

Seth and Vicky's turn to strip for the class, until the principle walks in! You follow and catch Miss Hope repairing her job prospects by giving him an impromptu blowjob...

Lessons will stop here until the New Year begins – you will be shown random sequences instead. Note that your skill also won't increase during this period and you'll remain at 5/7...

Lesson 6

The lesson just begins when the principle walks in to interrupt Miss Hope! It's uneventful as Mr. Ludson stands watching the class to make sure none of the previous shenanigans reoccur (boo!)

Lesson 7

This lesson is spent dissecting frogs... well, it would have been if there hadn't been a mistake and live ones had been given out! Poor Miss Hope gets into another awkward situation and dragged off to Mr. Ludson's office – although we sadly don't get to see if she "talks" her way out of trouble again!


COMPUTING


Lesson 1


Another basic lesson which just introduces Miss Evans, the teacher, and reveals your future quest goal.

Lesson 2


Here you're given a test on what icons to use on a desktop. They look pretty much like the ones you're used to so shouldn't cause you too many problems:

I want to open my files: 

I want to change something in the configuration: 

Damn, there is a virus on the computer: 


There is something in need to check on internet: 

I have to write a composition: 

After the test Bill will show you the spycam he has set up in your classroom. Now you will be able to buy and install spycams for yourself (see "Back Pain" event on page 8).

Lesson 3

Identify the components inside a computer:



After the test Nate will want to go to the restroom and on the way he'll catch Dan with Hailey in the hallway. She seems a little upset so you have a decision whether to "Stay" or "Leave". Leaving doesn't appear to make any difference, however if you stay your friendship with Dan will decrease but you'll become a little bit more friends with Hailey (I'm not certain if it's necessary to help with "The Photographer" event but I guess it won't hurt...)

Lesson 4

Time for a little bit of hacking. First, after clicking on the “Secure connection” button, you’re going to have to set your location... Click the center pin on the first map, the second from left pin on the next map and then the pin for the computer room. The security key you’re looking for is ten lines down, almost in the center of the screen and will say “sch0o1c0mput3rr0om” when you hover over it. Click on the text and you’ll discover an online chat featuring camgirls which, for now, is not available but is promised for future updates...

Lesson 5

Last lesson of term – time to find out what Miss Evans’ tattoos look like... Click on “Secure connection” and select “SamPhone69” as the device you want to connect to. The security key you want is the right hand side on line eight “N3xtSt3p=PhD” (Remember? Her name is Samantha and she’s a PhD student!). You now want to click on the photos folder where you can download some personal selfies she has taken. You blackmail her into taking off her top (if your persuade skill is 6) and you are now granted the ability to hack websites for money.

When you return home go to the bedroom and look on the laptop – there is an “anonymous mask” icon. Click on this icon, then the “secure connection” button, and then click on whatever text is shown to you which will then randomly hack a website gaining you some free money! Examples are Bigili4582Bou (hacks a random computer for \$20), HighschoolPow (a high school grants for \$25), LOVeTInyG1rl (a paedophilia website for 30\$), WalkiusGames (Walkius' patreon for \$35) and MrDOts (another Patreon for \$40).

This can be done *once per day* (the icon will disappear after you use it) but you can do this any time and is probably better than going to the bar for a shift.

Lessons will stop here until the New Year begins – you will be shown random sequences instead. Note that your skill also won’t increase during this period and you’ll remain at 5/7...

Lesson 6

Miss Evans lets everyone use the computers for the lesson but tells Bill and Nate to see her afterwards. The two boys are warned of the repercussions from the previous lesson but Nate assures her they’ve deleted the photos and are both sorry (they haven’t and they aren’t!).

Lesson 7

Miss Evans approaches Nate and Bill asking them to help Chanise with her lesson. Bill isn’t keen spending more time with his sister leaving the way open for Nate. While nothing happens, yet, there does appear to be an attraction that may turn into more in future updates...